

## Export Control Reform

### The U.S. Exports for 600-Series and 9x515 Items Under BIS Jurisdiction

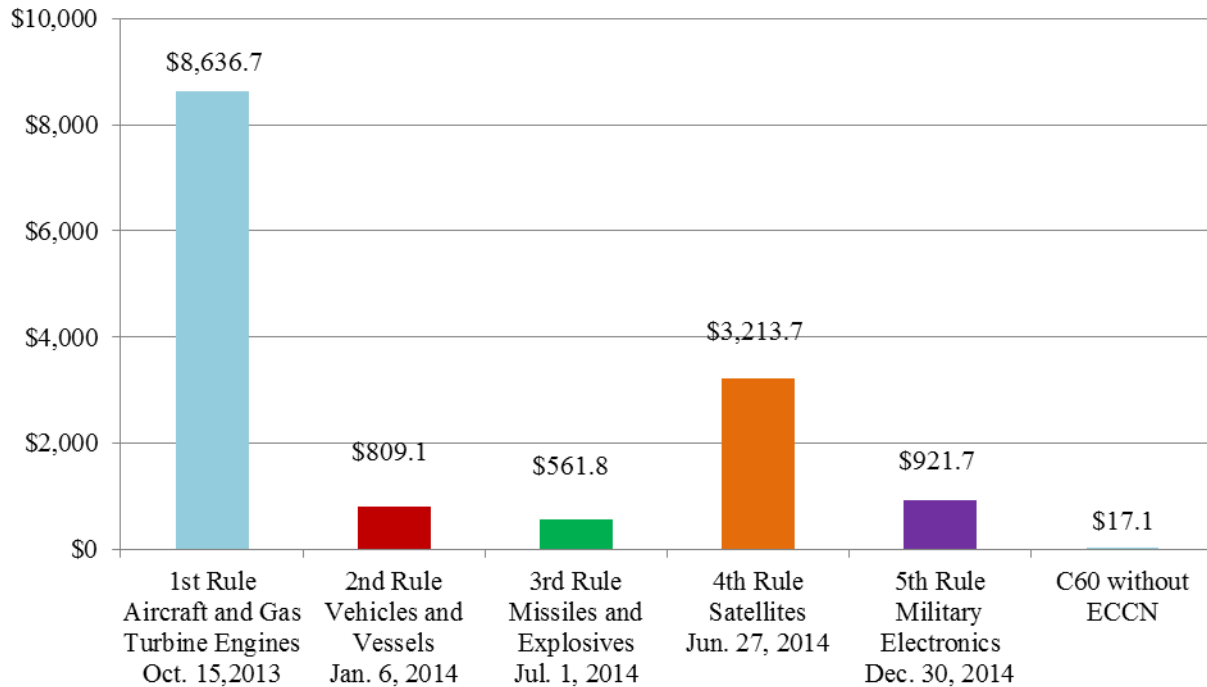
October 15, 2013 to September 30, 2016

Since the 1<sup>st</sup> ECR Transition Rule became effective on October 15, 2013, military items in 15 categories of the United States Munitions List (USML) that do not warrant control on the USML have transitioned to the Commerce Control List (CCL) under President Obama's Export Control Reform Initiative. New Export Control Classification Numbers (ECCNs) known as 600-Series and 9x515 are created for these items.

The U.S. exports of 600-Series and 9x515 items from October 15, 2013 to September 30, 2016 under BIS jurisdiction totaled 222,192 shipments<sup>1</sup> for approximately \$14.2 billion.

### The U.S. Exports of 600-Series and 9x515 Items by ECR Transition Rules under BIS Jurisdiction

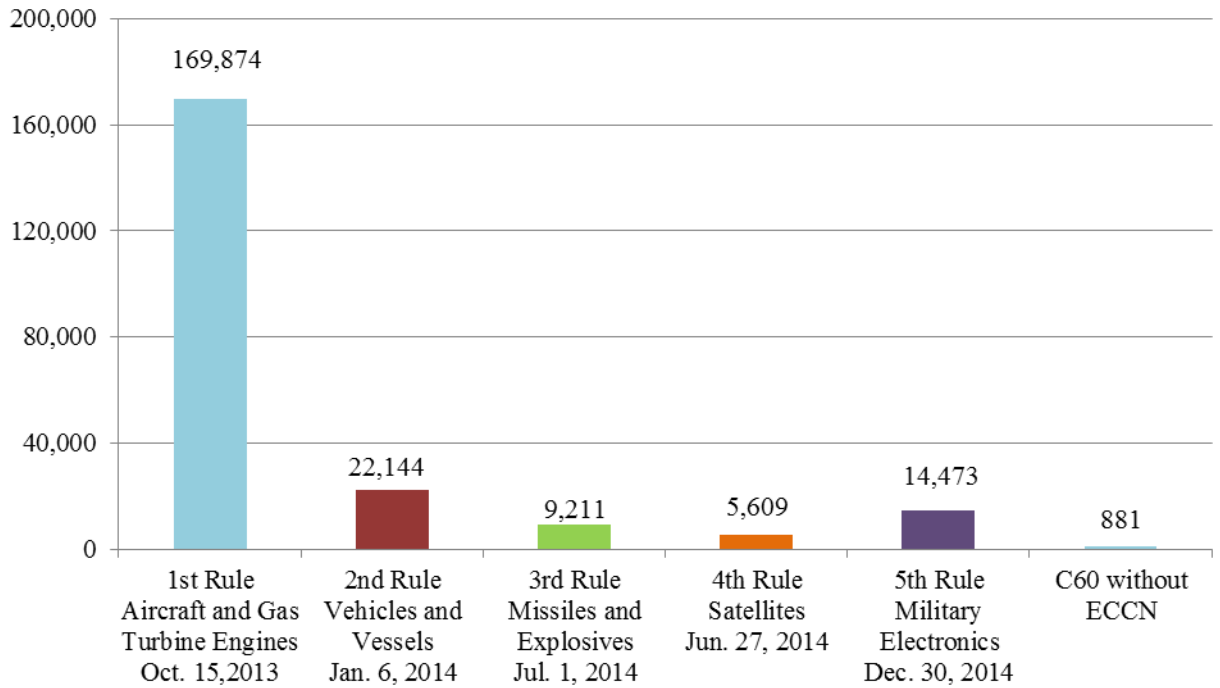
Effective Date to September 30, 2016  
\$million



Source: The Custom of Boarder Protection, Automated Export System, October 2016

<sup>1</sup> Shipments are defines as exports being sent from one order party to one consignee located in a single country of destination on a single conveyance and on the same day.

**The U.S. Exports of 600-Series and 9x515 Items  
by ECR Transition Rules  
under BIS Jurisdiction**  
Effective Date to September 30, 2016  
Shipment Counts



Source: The Custom of Boarder Protection, Automated Export System, October 2016

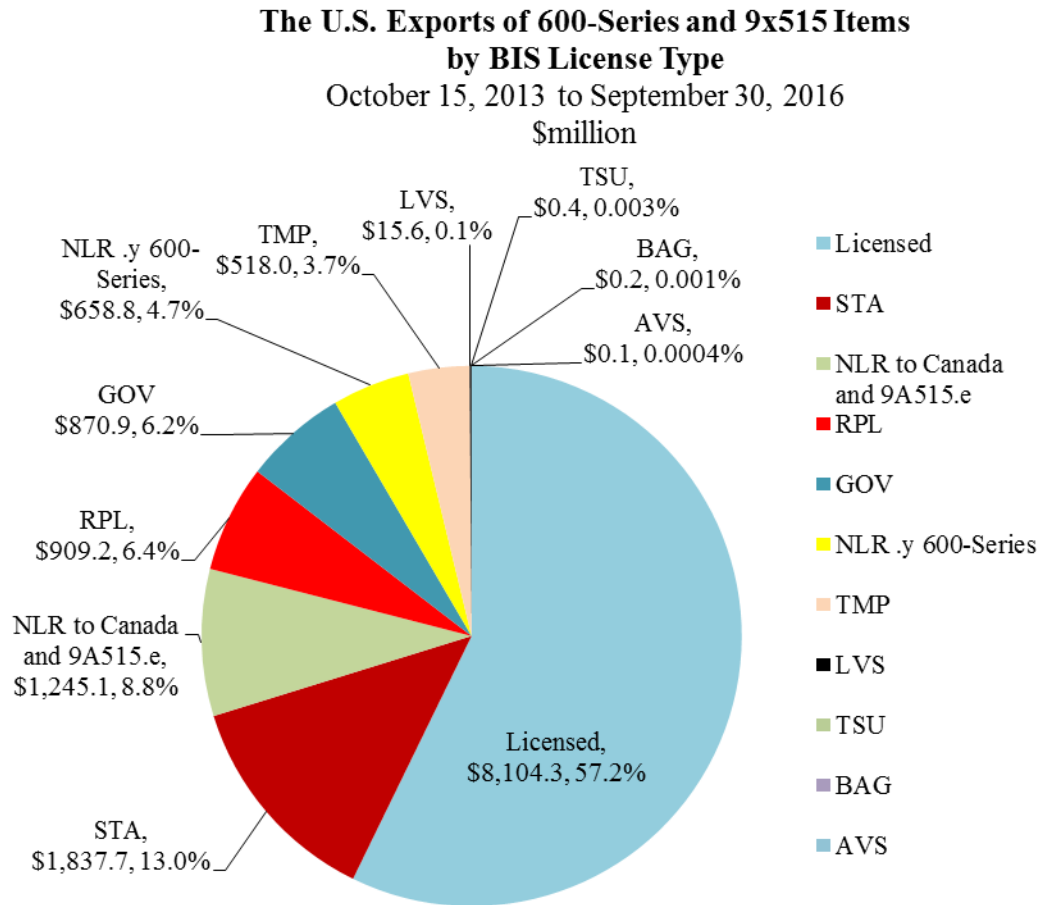
Of \$14.2 billion in the U.S. exports of 600-series and 9x515 items under BIS jurisdiction, the top destinations were Japan with \$2.2 billion (15.6% of the total value); French Guiana where The Guiana Space Center run by France and the European Union located with \$1.3 billion (9.2%); and Canada with \$1.3 billion (9.2%).

<b>Top Ten Destinations of U.S. Exports of 600-Series and 9x515 Items by Value under BIS Jurisdiction October 15, 2013 to September 30, 2016</b>				
Country	Shipment Counts	% of Total Shipment Count	Value \$million	% of Total Value
Japan	22,566	10.2%	\$2,203.3	15.6%
French Guiana	38	0.0%	\$1,304.7	9.2%
Canada	19,978	9.0%	\$1,301.9	9.2%
United Kingdom	24,731	11.1%	\$997.9	7.0%
South Korea	16,929	7.6%	\$894.2	6.3%
Mexico	9,503	4.3%	\$543.7	3.8%
Australia	7,700	3.5%	\$514.6	3.6%
France	5,107	2.3%	\$489.8	3.5%
Israel	9,302	4.2%	\$458.7	3.2%
Germany	9,845	4.4%	\$438.1	3.1%
<b>Top Ten Total</b>	<b>125,699</b>		<b>\$9,147.0</b>	
<b>Top Ten Total/ Grand Total</b>		<b>56.6%</b>		<b>64.6%</b>
<b>Grand Total</b>	<b>222,150</b>		<b>\$14,160.3</b>	

Note: The Guiana Space Center, run by France and European Union, is located in French Guiana.

Source: The U.S. Customs and Boarder Protection, Automated Export System, October 2016

Of \$14.2 billion in the U.S. exports of 600-series and 9x515 items under BIS jurisdiction, licensed exports totaled \$8.1 billion (57.2%); and Strategic Trade Authorization (STA) totaled \$1.8 billion (13.0%).



Source: The U.S. Customs and Boarder Protection, Automated Export System, October 2016

**BIS License Exceptions:**

STA: Strategic Trade Authorization

NLR: No License Required

RPL: Servicing and replacement of parts and equipment

GOV: Governments, international organizations, international inspections under the Chemical Weapons Convention, and the International Space Station

TMP: Temporary imports, exports, reexports, and transfers (in-country)

LVS: Shipments of limited value

TSU: Technology and software-unrestricted

BAG: Baggage