

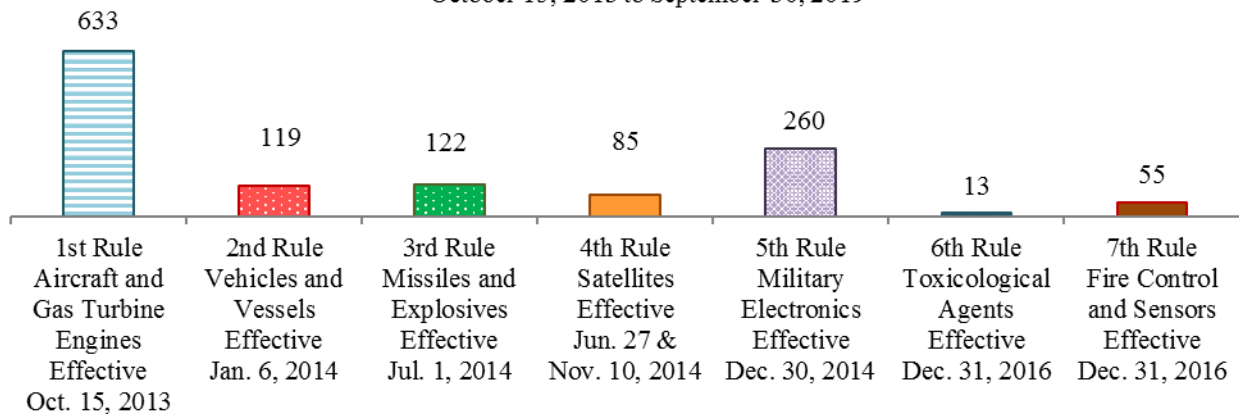
**Licensing Statistics of 600-Series and 9x515 Items**

October 15, 2013 to September 30, 2019

Since October 15, 2013, certain items that were determined not to warrant control on the United States Munitions List (USML) have moved to the Commerce Control List (CCL), creating 600-series ECCNs and 9x515 ECCNs.

**BIS Average Monthly Applications by USML to CCL Regulatory Changes**

October 15, 2013 to September 30, 2019

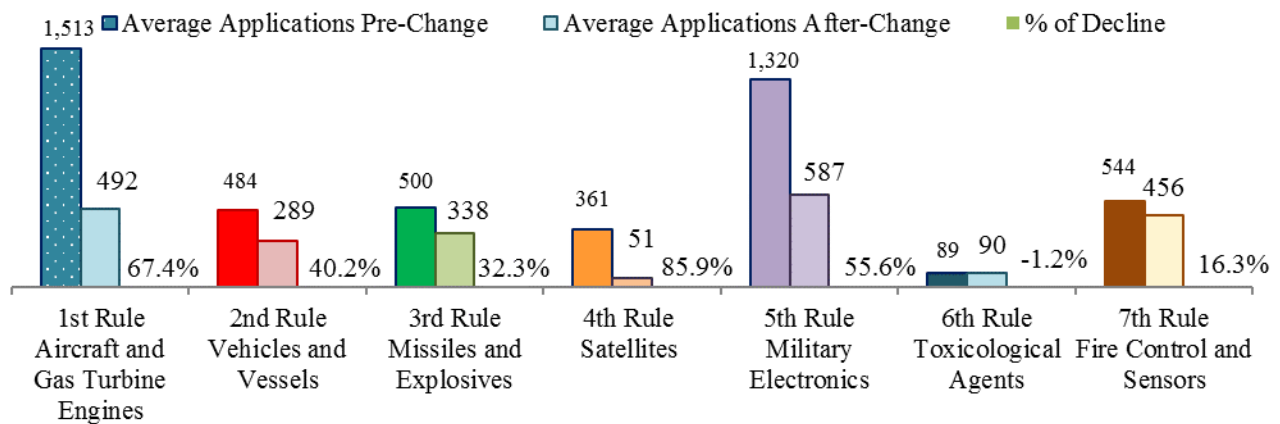


Source: Commerce U.S. Exports Exporter Support System, December 6, 2019

In the last two years, the monthly declines of license applications for the items in the 18 categories of the USML have been stable, at an average of 52.1% decline, thus, the Directorate of Defense Trade Controls (DDTC) of the U.S. Department of State has stopped reporting licensing statistics for this report. In order to continue to show the licensing trends of impact of the USML to CCL regulatory changes, this report uses the licensing data last reported from DDTC as September 30, 2018.

**DDTC Average Monthly Applications by USML to CCL Regulatory Change**

October 15, 2013 to September 30, 2018 (last reported by DDTC)



Source: Directorate of Defense Trade Controls of the U.S. Department of State, October 26, 2018

From October 15, 2013 to September 30, 2019, BIS has processed a total of 80,957<sup>1</sup> applications for 600-series and 9x515 items. Of these, 75,619 applications were for 600-series items and 5,338 were for 9x515 items.

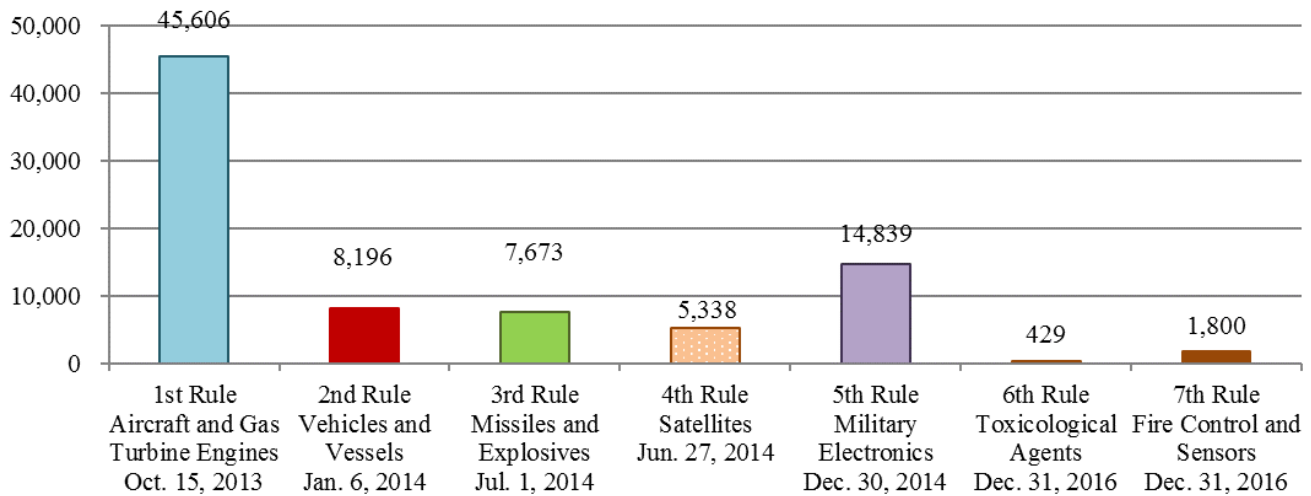
Of 75,619 applications for 600-series items:

- Approved applications were 67,862, 89.7% of the total applications;
- Returned without action (RWA) were 7,558, 10.0% of the total; and
- Denied applications were 199, 0.3% of the total.

Of 5,338 applications for 9x515 items:

- Approved applications were 4,472, 83.8% of the total applications;
- Returned without action (RWA) were 769, 14.4% of the total; and
- Denied applications were 97, 1.8% of the total.

**BIS License Applications for 600-Series and 9x515 Items by Total Count**  
 Effective Date to September 30, 2019

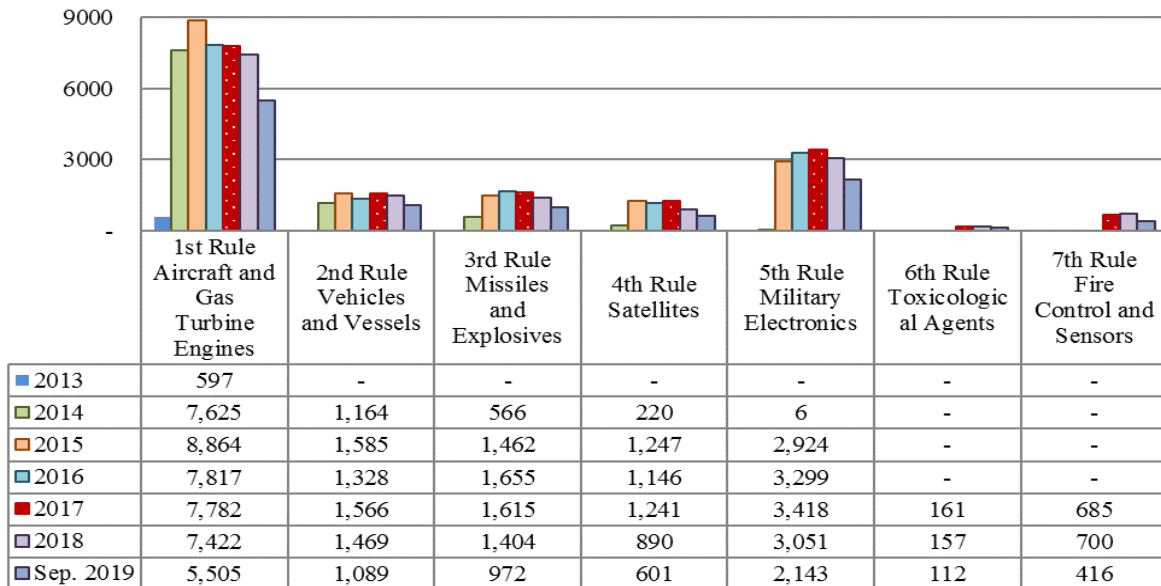


Source: Commerce U.S. Exports Exporter Support System, December 11, 2019

<sup>1</sup> Note: This number for the total applications is slightly smaller than the sum of all applications by each rule because license applications containing multiple ECCNs may be associated with more than one regulatory change. For instance, a single application containing 9A610 and 0A606 items would be counted in both the 1<sup>st</sup> rule column and the 2<sup>nd</sup> rule column.

**BIS License Applications for 600-Series and 9x515 Items  
 by Year**

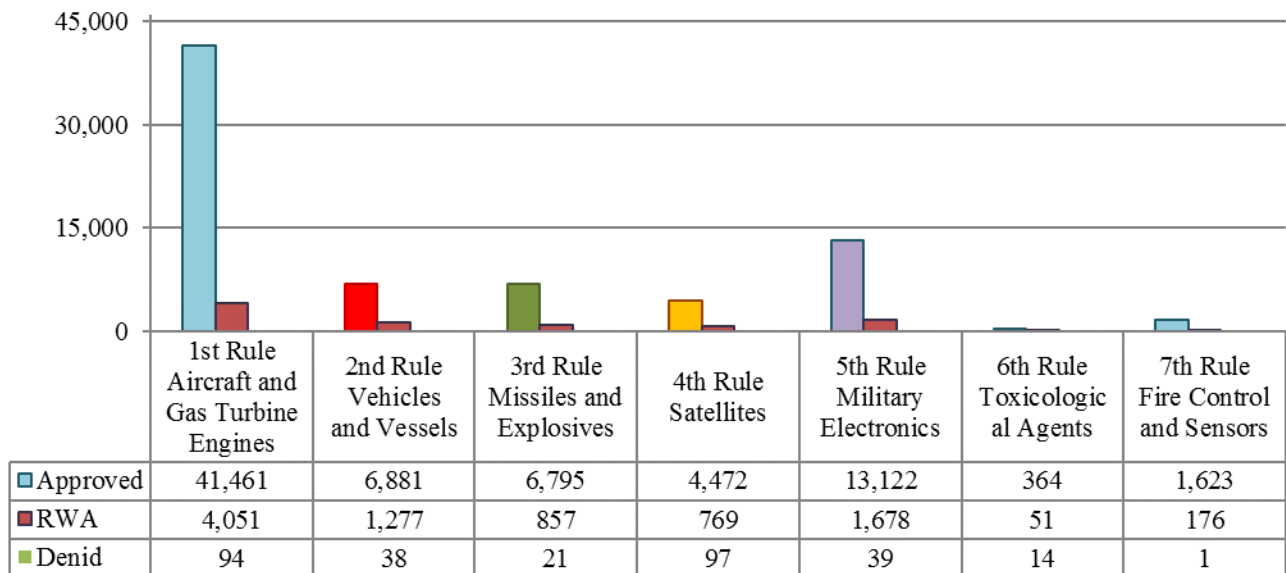
Effective Date to September 30, 2019



Source: Commerce U.S. Exports Exporter Support System, December 11, 2019

**BIS License Applications for 600-Series and 9x515 Items by Decisions**

Effective Date to September 30, 2019



Source: Commerce U.S. Exports Exporter Support System, December 11, 2019

From October 15, 2013 to September 30, 2019, BIS has processed applications for 600-series and 9x515 items for a value of \$299.9 billion. Of these, \$174.0 billion for 600-series items and \$125.9 billion for 9x515 items.

Of \$174.0 billion for 600-series items:

- Approved applications valued at \$159.5 billion, 91.7% of the total application value;
- Returned without action (RWA) valued at \$13.9 billion, 8.0% of the total; and
- Denied applications valued at \$99.6 million, 0.3% of the total.

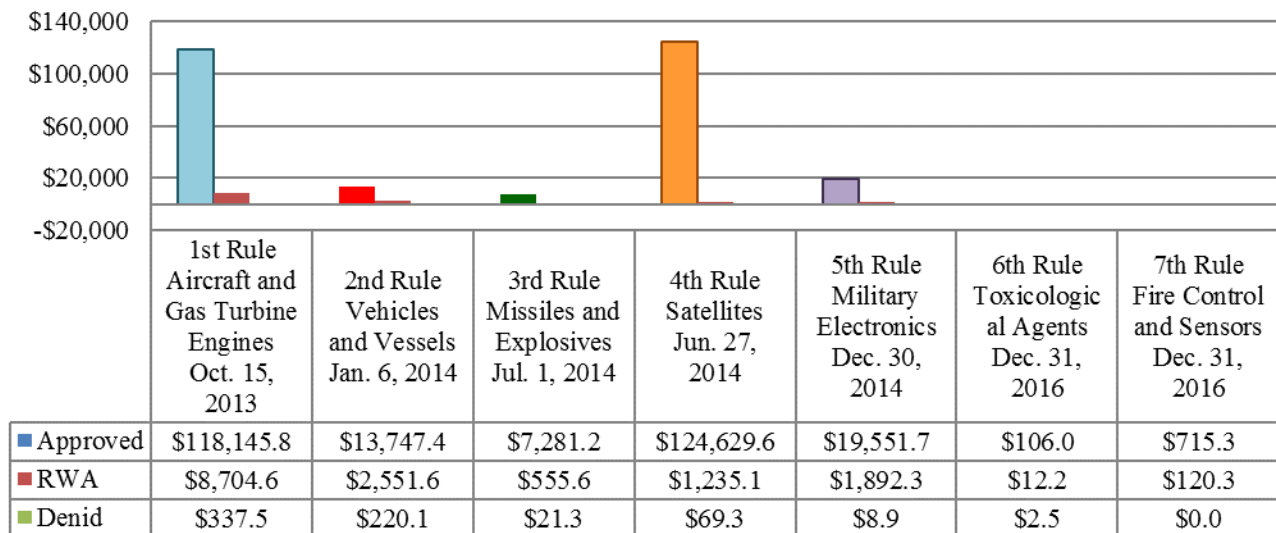
Of \$125.9 billion for 9x515 items:

- Approved applications valued at \$124.6 billion, 99.0% of the total application value;
- Returned without action (RWA) valued at \$1.2 billion, 1.0% of the total; and
- Denied applications valued at \$99.6 million, 0.06% of the total.

### BIS License Applications for 600-Series and 9x515 Items by Value

Effective Date to September 30, 2019

\$million

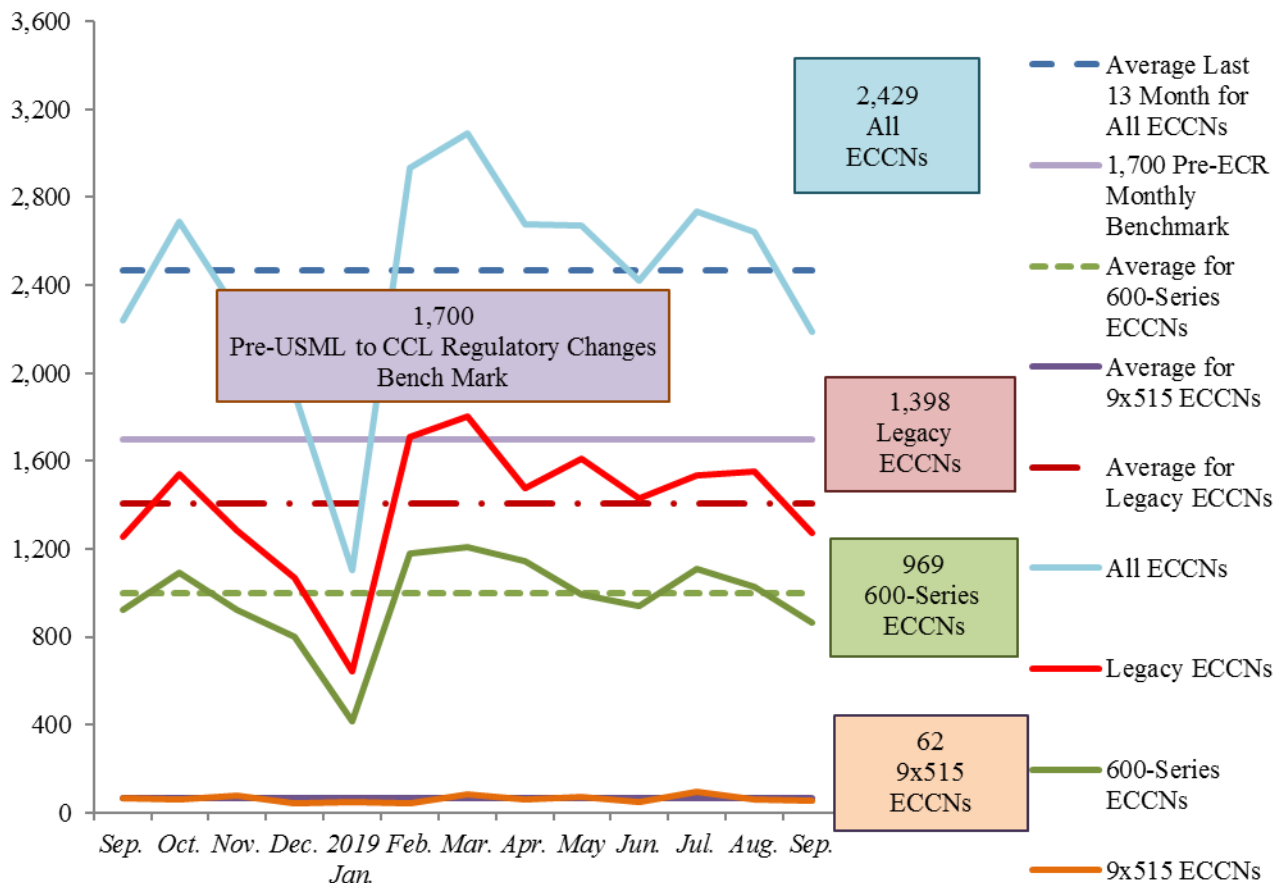


Source: Commerce U.S. Exports Exporter Support System, December 11, 2019

In the last 13 months from September 2018 to September 2019, the average monthly BIS license approvals for all ECCNs are 2,429, indicating an increase of 42.9% from the average monthly approvals of 1,700 during the fiscal year 2012 to 2013, prior to the first regulatory change from the USML to the CCL became effective on October 15, 2013:

- For 600-Series items, the average monthly license approvals are 969;
- For 9x515 items, the average monthly license approvals are 62; and
- For legacy ECCNs, the average monthly license approvals are 1,398.

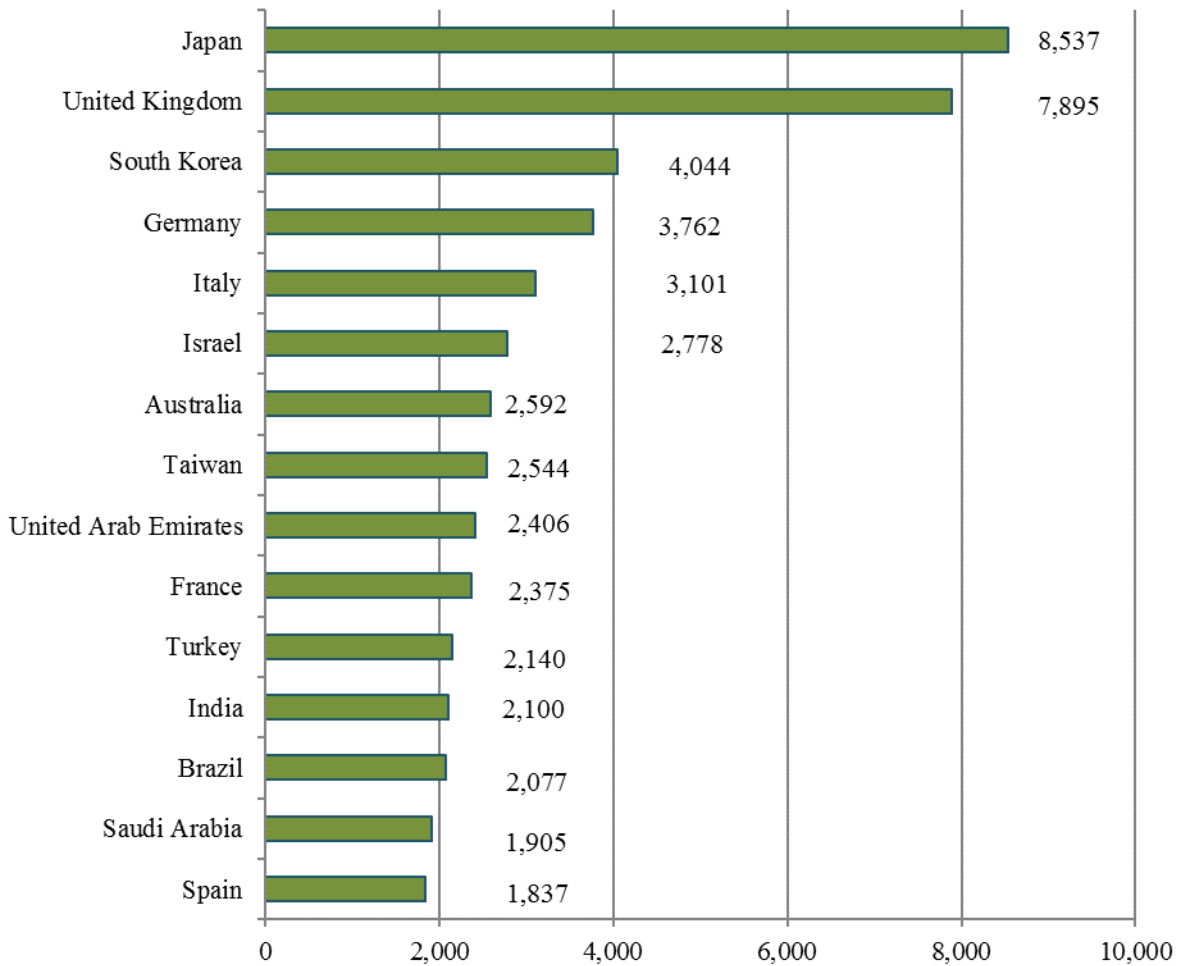
**Trends in BIS Approved License Applications**  
 September 2018 to September 2019



Source: Commerce U.S. Exports Exporter Support System, December 11, 2019

Of the total 67,862 BIS approved licenses for 600-series items from October 15, 2013 to September 30, 2019, 50,093 (73.8% of the total approved licenses) were issued for exports to the top 15 destinations by license count. The top destinations were Japan with 8,537 approved licenses (12.6% of the total); the United Kingdom with 7,895 (11.6%), and South Korea with 4,044 (6.0%).

**Top Fifteen Destinations of BIS Approved Licenses  
 for 600-Series Items by License Count**  
 October 15, 2013 to September 30, 2019



Source: Commerce U.S. Exports Exporter Support System, December 11, 2019

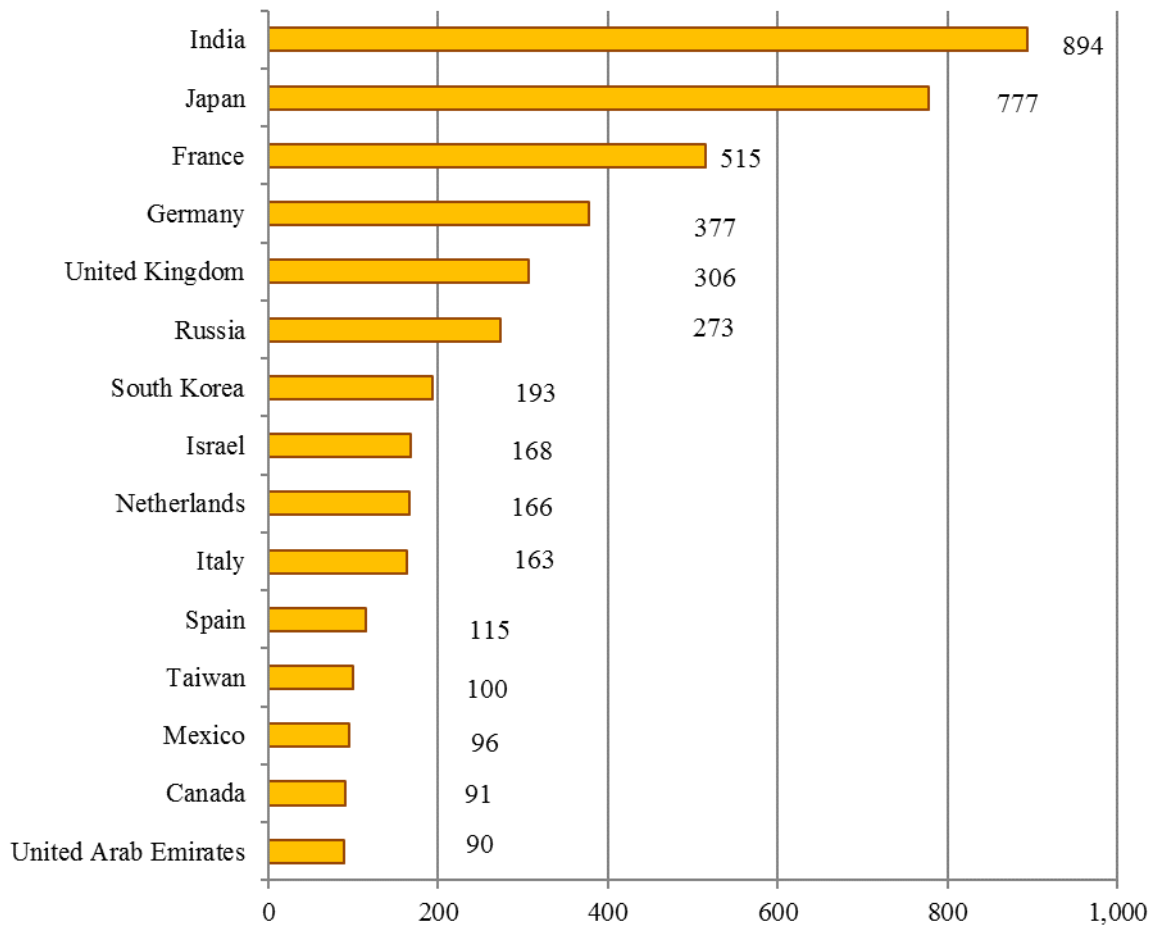
**Top Ten Approved ECCNs for 600-Series Items by Count**

October 15, 2013 - September 30, 2019

<b>ECCN</b>	<b>Description</b>	<b>Total Approved</b>	<b>Value \$million</b>
9A610	Military aircraft and related commodities	31,480	\$68,507.0
3A611	Military electronics	11,907	\$19,164.7
9A619	Military gas turbine engines and related commodities	6,928	\$38,109.9
9E610	Technology "required" for the "development," "production," operation, installation, maintenance, repair, overhaul, or refurbishing of military aircraft and related commodities controlled by 9A610, equipment controlled by 9B610, materials controlled by 9C610 or software controlled by 9D610.	6,720	\$3,384.5
0A606	Ground vehicles and related commodities	4,604	\$12,413.6
3E611	Technology "required" for military electronics	2,492	\$211.3
9E619	Technology "required" for the "development," "production," operation, installation, maintenance, repair, overhaul, or refurbishment of military gas turbine engines and related commodities controlled by 9A619, equipment controlled by 0B619, materials controlled by 9C619, or software controlled by 9D619.	2,425	\$245.4
1A613	Armored and protective "equipment" and related commodities	2,300	\$4,023.4
9A604	Commodities related to launch vehicles, missiles, and rockets	2,046	\$1,676.4
9B610	Test, inspection, and production "equipment" and related commodities "specially designed" for the "development" or "production" of commodities enumerated in ECCN 9A610 or USML Category VIII	1,895	\$7,607.6
Source: Commerce U.S. Exports Exporter Support System, December 11, 2019			

Of the total 4,472 BIS approved licenses for 9x515 items from October 15, 2013 to September 30, 2019, 4,324 (96.7% of the total approved licenses) were issued for exports to the top 15 destinations by license count. The top destinations were India with 894 approved licenses (20.0% of the total); Japan with 777 approvals (17.4%), and France with 515 approvals (11.5%).

**Top Fifteen Destinations of BIS Approved Licenses  
 for 9x515 Items by License Count**  
 June 27, 2014 to September 30, 2019



Source: Commerce U.S. Exports Exporter Support System, December 11, 2019