

**Statistics of U.S. Exports of 600-Series and 9x515 Items**  
 October 15, 2013 to September 30, 2019

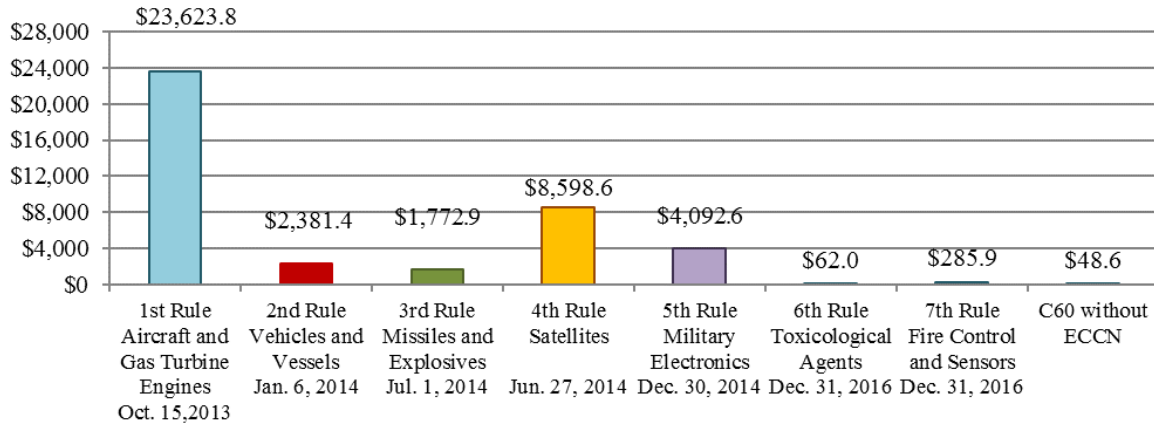
**Total U.S. Exports of 600-Series and 9x515 Items**

U.S. exports of 600-Series and 9x515 items from October 15, 2013 to September 30, 2019 totaled 578,592 shipments<sup>1</sup> for approximately \$40.9 billion under both BIS and DDTC authorization.

**U.S. Exports of 600-Series and 9x515 Items by Value**

Effective Date to September 30, 2019

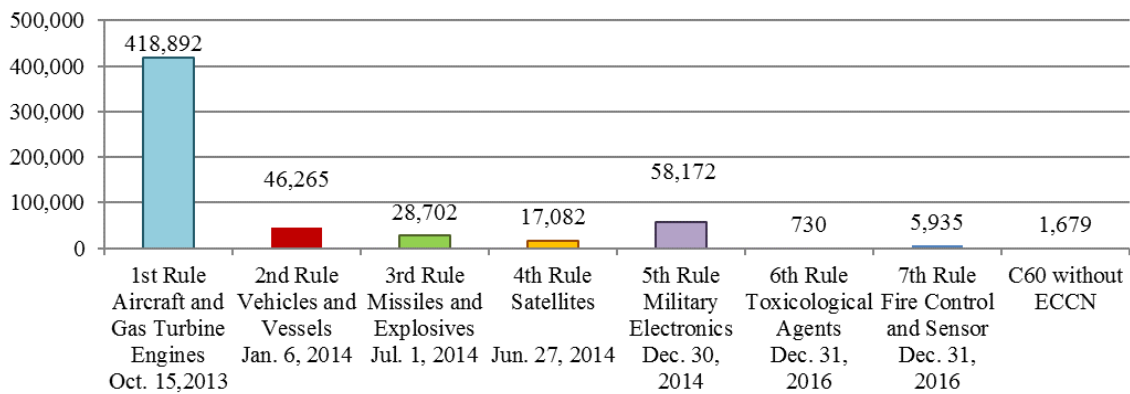
\$million



Source: Automated Export System, December 12, 2019

**U.S. Exports of 600-Series and 9x515 Items by Shipment Count**

Effective Date to September 30, 2019

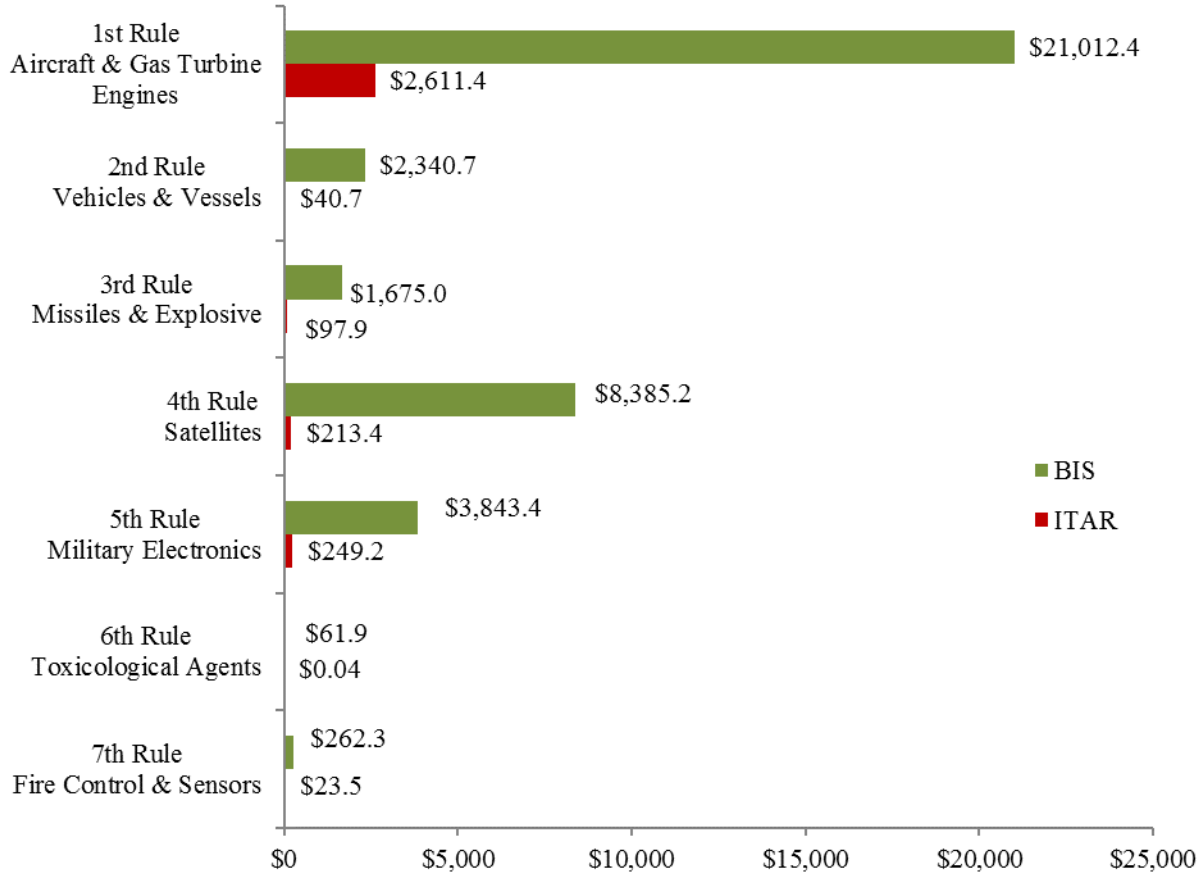


Source: Automated Export System, December 12, 2019

<sup>1</sup> Shipments are defined as exports being sent from one order party to one consignee located in a single country of destination on a single conveyance on the same day.

Of the \$40.9 billion in U.S. exports of 600-Series and 9x515 items from October 15, 2013 to September 30, 2019, \$37.8 billion (92.1 % of the total) was shipped under BIS authorization; and \$3.1 billion (7.9%) was shipped under DDTC authorization<sup>2</sup>.

**U.S. Exports of 600-Series and 9x515 Items  
 Under BIS and DDTC Jurisdictions by Value**  
 October 15, 2013 to September 30, 2019  
 \$million



Source: Automated Export System, December 18, 2019

<sup>2</sup> Note: The totals above under DDTC jurisdiction are derived from Exporter reporting of USML categories with an .x paragraph when the 600-Series ECCN has also been reported in the AES transaction.

### U.S. Exports of 600-Series Items under BIS Jurisdiction

Of the \$37.8 billion in U.S. exports under BIS jurisdiction from October 15, 2013 to September 30, 2019:

- \$29.2 billion were for 600-series items; and
- \$8.6 billion were for 9x515 items.

Of the \$29.2 billion in U.S. exports under BIS jurisdiction for 600-series items, the top 3 destinations by value were Japan with \$5.0 billion (17.1% of the total value), Canada with \$3.1 billion (10.6%) and the United Kingdom with \$2.9 billion (9.8%).

#### Top Fifteen Destinations of U.S. Exports of 600-Series Items by Value under BIS Jurisdiction

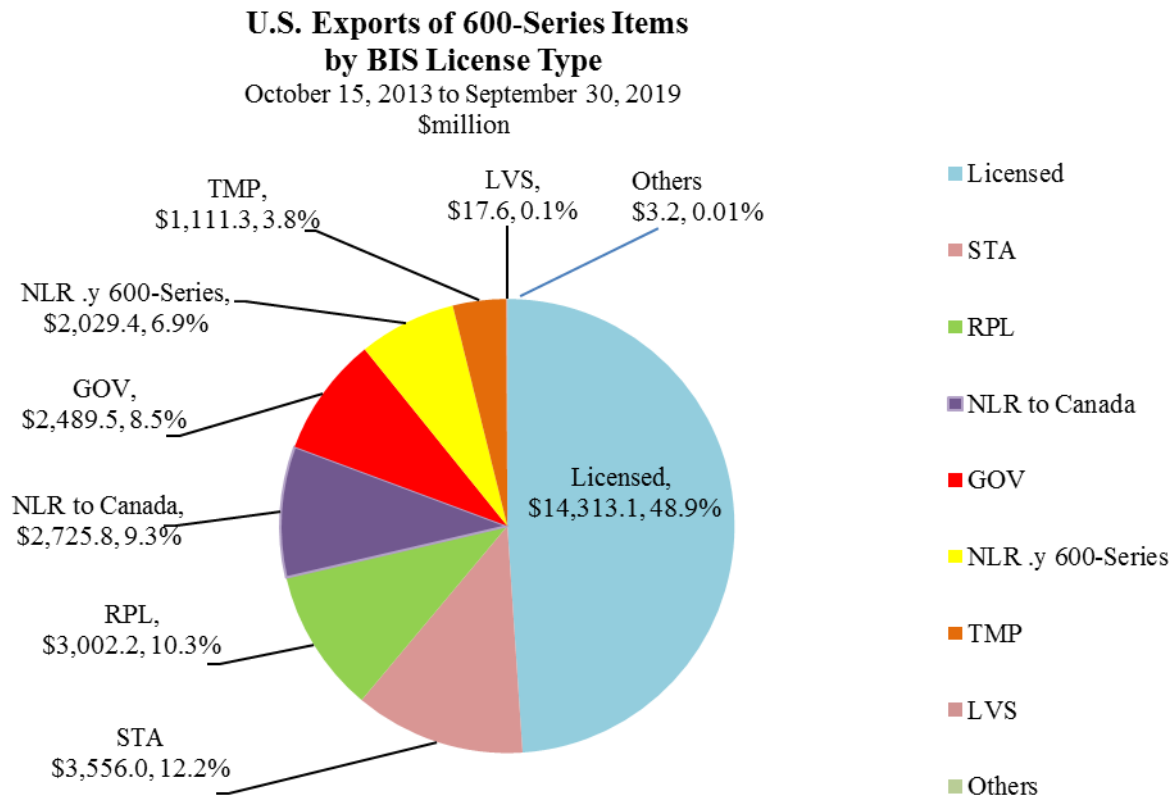
October 15, 2013 to September 30, 2019

Country	Shipment Counts	% of Total Shipment Count	Value \$million	% of Total Value
Japan	45,855	8.6%	\$4,986.9	17.1%
Canada	47,293	8.9%	\$3,099.4	10.6%
United Kingdom	62,902	11.8%	\$2,880.7	9.8%
South Korea	37,235	6.99%	\$2,240.6	7.7%
Israel	23,870	4.5%	\$1,470.5	5.0%
Germany	22,381	4.2%	\$1,177.8	4.0%
United Arab Emirates	17,885	3.4%	\$942.6	3.2%
Saudi Arabia	8,916	1.7%	\$918.6	3.1%
Italy	15,325	2.9%	\$861.6	2.9%
Australia	16,819	3.2%	\$811.7	2.8%
Taiwan	13,469	2.5%	\$764.9	2.6%
Singapore	22,756	4.3%	\$683.6	2.3%
Spain	14,806	2.8%	\$619.7	2.1%
Mexico	23,049	4.3%	\$532.9	1.8%
Turkey	10,345	1.9%	\$470.9	1.6%
<b>Top 15 Total</b>	<b>382,906</b>		<b>\$22,462.4</b>	
<b>Top 15 Total/ Grand Total</b>		<b>71.8%</b>		<b>76.8%</b>
<b>Grand Total</b>	<b>533,027</b>		<b>\$29,248.1</b>	

Source: Automated Export System, December 18, 2019

<b>Top Ten ECCNs of U.S. Exports of 600-Series Items by Value under BIS Jurisdiction</b>	
October 15, 2013 to September 30, 2019	
<b>ECCN</b>	<b>Description</b>
9A610	Military aircraft and related commodities
9A619	Military gas turbine engines and related commodities
3A611	Military electronics
0A606	Ground vehicles and related commodities
9A604	Commodities related to launch vehicles, missiles, and rockets
9B610	Test, inspection, and production "equipment" and related commodities "specially designed" for the "development" or "production" of commodities enumerated in ECCN 9A610 or USML Category VIII
1A613	Armored and protective "equipment" and related commodities
0A614	Military training "equipment"
8A609	Surface vessels of war and related commodities
7A611	Navigation and avionics equipment and, systems and "parts," "components," "accessories," and "attachments" "specially designed" therefor, "specially designed" for a military application that are not enumerated in any USML category or another "600 series" ECCN are controlled by ECCN 3A611.
Source: Automated Export System, December 12, 2019	

Of the \$29.2 billion in U.S. exports of 600-series items under BIS jurisdiction from October 15, 2013 to September 30, 2019, licensed exports totaled \$14.3 billion (48.9% of the total); STA totaled \$3.6 billion (12.2%); and RPL totaled \$3.0 billion (10.3%).



Source: Automated Export System, December 12, 2019

**BIS License Exceptions:**

STA: Strategic Trade Authorization

RPL: Servicing and replacement of parts and equipment

NLR: No License Required

GOV: Governments, international organizations, international inspections under the Chemical Weapons Convention, and the International Space Station

TMP: Temporary imports, exports, reexports, and transfers (in-country)

LVS: Shipments of limited value