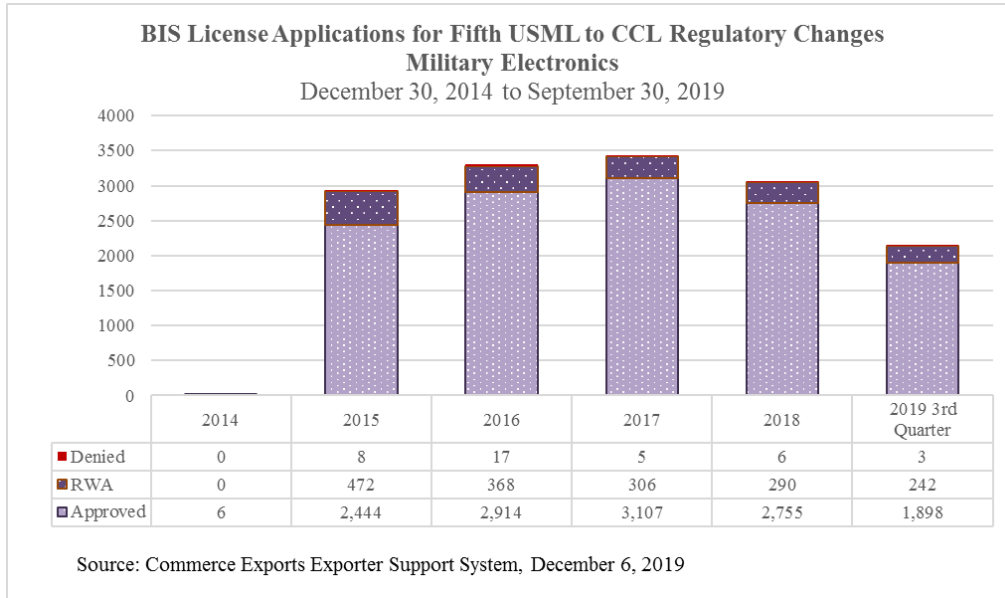


**The Fifth USML to CCL Regulatory Change
 Military Electronics**

December 30, 2014 to September 30, 2019

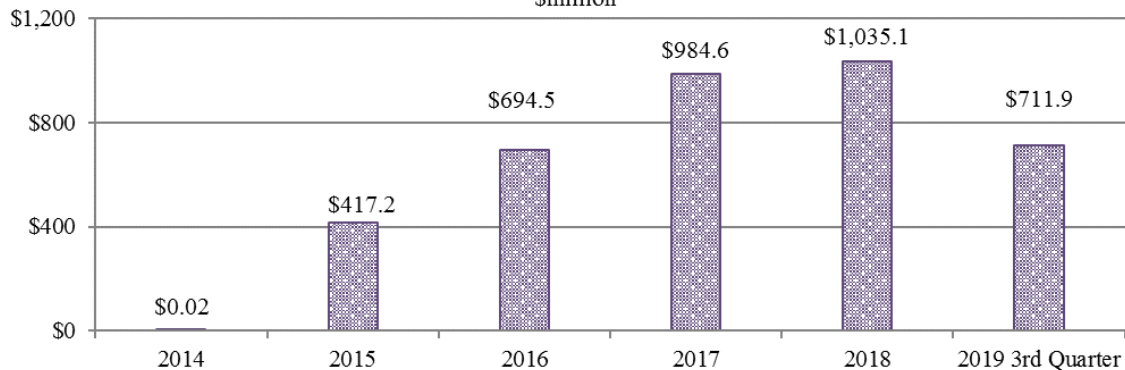
Since the fifth USML to CCL regulatory change became effective on December 30, 2014, BIS has processed a total of 14,839 applications for a value of \$21.5 billion for the eight 600-Series items created by this rule through September 30, 2019. The average number of BIS license applications is 260 per month. BIS has approved 13122 licenses for a value of \$19.6 billion and the approval rate is 88.4%.



From the effective date of December 30, 2014 to September 30, 2019, U.S. exports of items in the fifth USML to CCL regulatory change – Military Electronics items (3y611 and 9y620) under BIS jurisdiction totaled 56,344 shipments for \$3.8 billion.

**U.S. Exports under the Fifth USML to CCL Regulatory Change
 under BIS Jurisdiction
 Military Electronics**

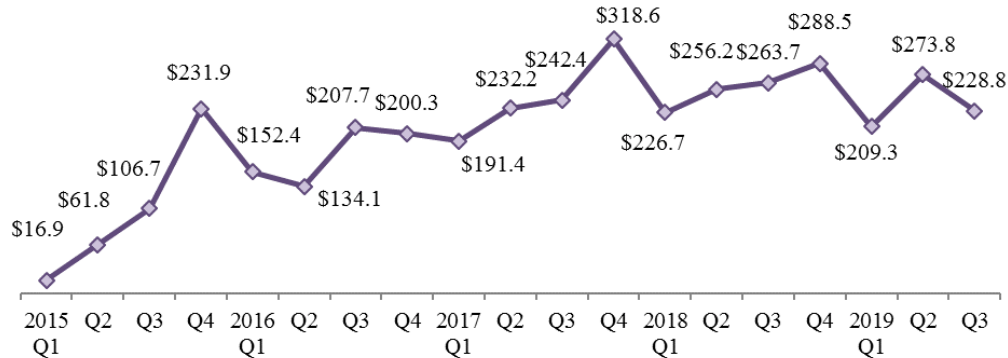
December 30, 2014 to September 30, 2019
 \$million



Source: Automated Export System, December 22, 2019

**U.S. Quarterly Exports under the Fifth USML to CCL Regulatory Change
under BIS Jurisdiction
Military Electronics**

December 30, 2014 to September 30, 2019
\$million



Source: Automated Export System, December 20, 2019

**The Fifth USML to CCL Regulatory Change-Military Electronics
Top 15 Destinations of U.S. Exports under BIS Jurisdiction**

December 30, 2014 to September 30, 2019

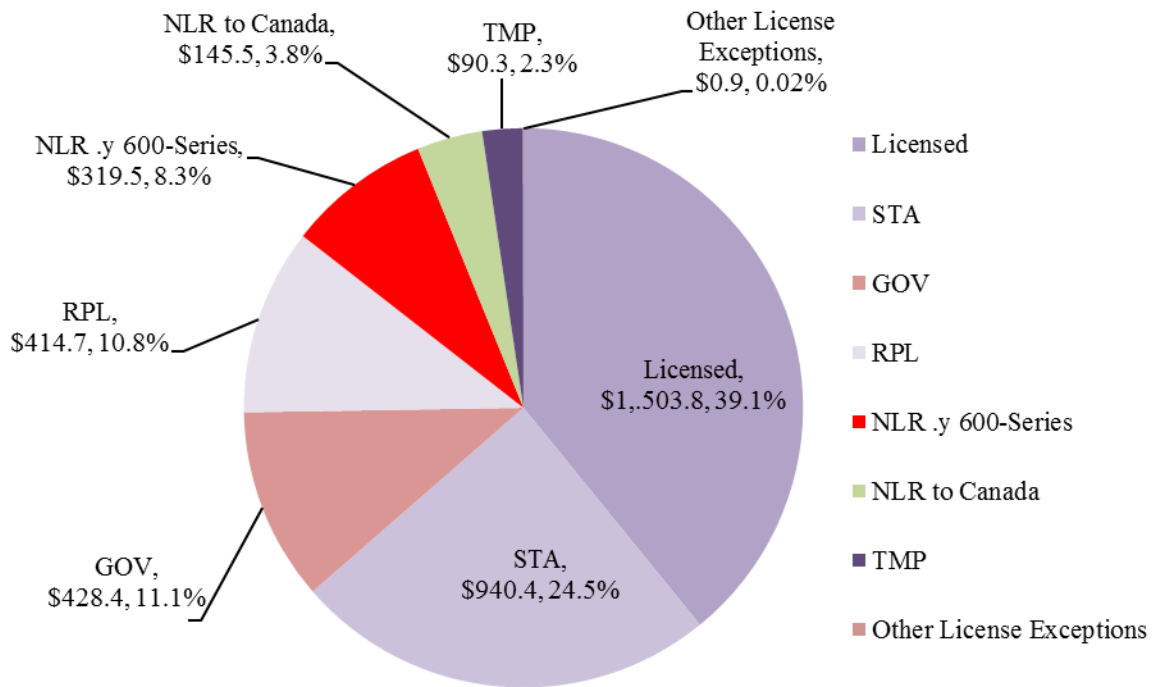
Country	Shipment Count	% of Total Shipment Count	Value \$million	% of Total Value
Japan	6,544	11.6%	\$1,014.6	26.4%
United Kingdom	7,809	13.9%	\$325.0	8.5%
Saudi Arabia	1,154	2.0%	\$229.6	6.0%
South Korea	2,802	5.0%	\$223.0	5.8%
Australia	2,513	4.5%	\$194.2	5.1%
Canada	3,487	6.2%	\$193.4	5.0%
United Arab Emirates	853	1.5%	\$161.0	4.2%
Germany	3,028	5.4%	\$133.5	3.5%
Italy	2,747	4.9%	\$120.0	3.1%
Israel	2,319	4.1%	\$112.9	2.9%
France	2,224	3.9%	\$87.0	2.3%
Taiwan	696	1.2%	\$86.3	2.2%
Turkey	1,176	2.1%	\$70.6	1.8%
Mexico	4,333	7.7%	\$67.9	1.8%
Netherland	878	1.6%	\$67.1	1.7%
Top 15 Total	42,563		\$3,086.3	
Top 15 Total/Grand Total		75.5%		80.3%
Grand Total	56,344		\$3,843.4	

Source: Automated Export System, December 27, 2019

Of the \$3.8 billion in U.S. exports of 600-series items in the fifth USML to CCL regulatory change under BIS jurisdiction from December 30, 2014 to September 30, 2019, licensed exports totaled \$1.5 billion (39.1% of the total); Strategic Trade Authorization (STA) totaled \$940.4 million (24.5%) and Governments and international organizations (GOV) totaled \$428.4 million (11.1%).

**U.S. Exports under the Fifth USML to CCL Regulatory Change
 Military Electronics
 by BIS License Type**

December 30, 2014 to September 30, 2019
 \$million



Source: Automated Export System, December 27, 2019

BIS License Exceptions:

STA: Strategic Trade Authorization

RPL: Servicing and replacement of parts and equipment

GOV: Governments, international organizations, international inspections under the Chemical Weapons Convention, and the International Space Station

NLR: No License Required

TMP: Temporary imports, exports, reexports, and transfers (in-country)