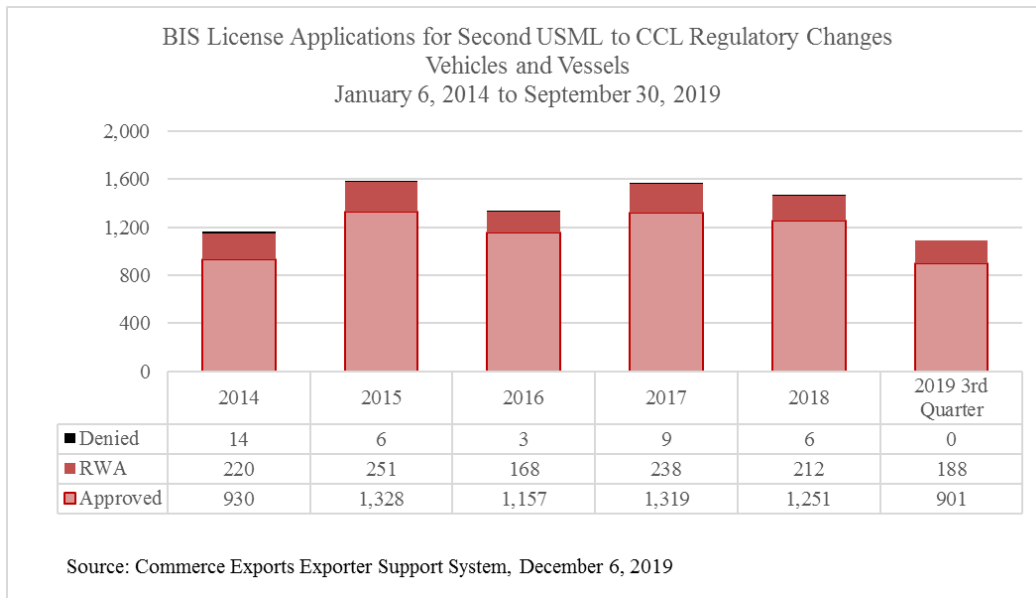


**The Second USML to CCL Regulatory Change
 Vehicles and Vessels**

January 6, 2014 to September 30, 2019

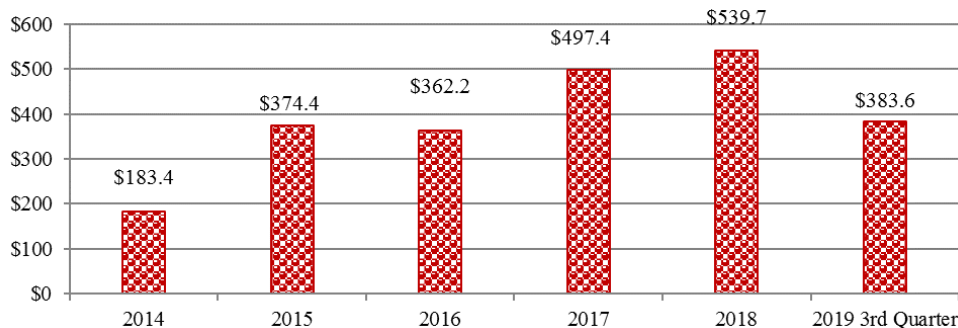
Since the second USML to CCL regulatory change became effective on January 6, 2014, BIS has processed a total of 8,196 license applications for a value of \$16.5 billion for the nineteen 600-Series items created by this rule through September 30, 2019. The average number of BIS license applications for is 119 per month. BIS has approved a total of 6,881 licenses for a value of \$13.7 billion and the approval rate is 84.0%.



From January 6, 2014 to September 30, 2019, U.S. exports of items in the second USML to CCL regulatory change – Vehicles and Vessels items (0y606, 8y609, 8y620 and 0y617) under BIS jurisdiction totaled 45,657 shipments for \$2.3 billion.

**U.S. Exports under the Second USML to CCL Regulatory Change
 under BIS Jurisdiction
 Vehicles and Vessels**

January 6, 2014 to September 30, 2019
 \$million



Source: Automated Export System, December 20, 2019

**U.S. Quarterly Exports under the Second USML to CCL Regulatory Change
under BIS Jurisdiction
Vehicles and Vessels**



Source: Automated Export System, December 20, 2019

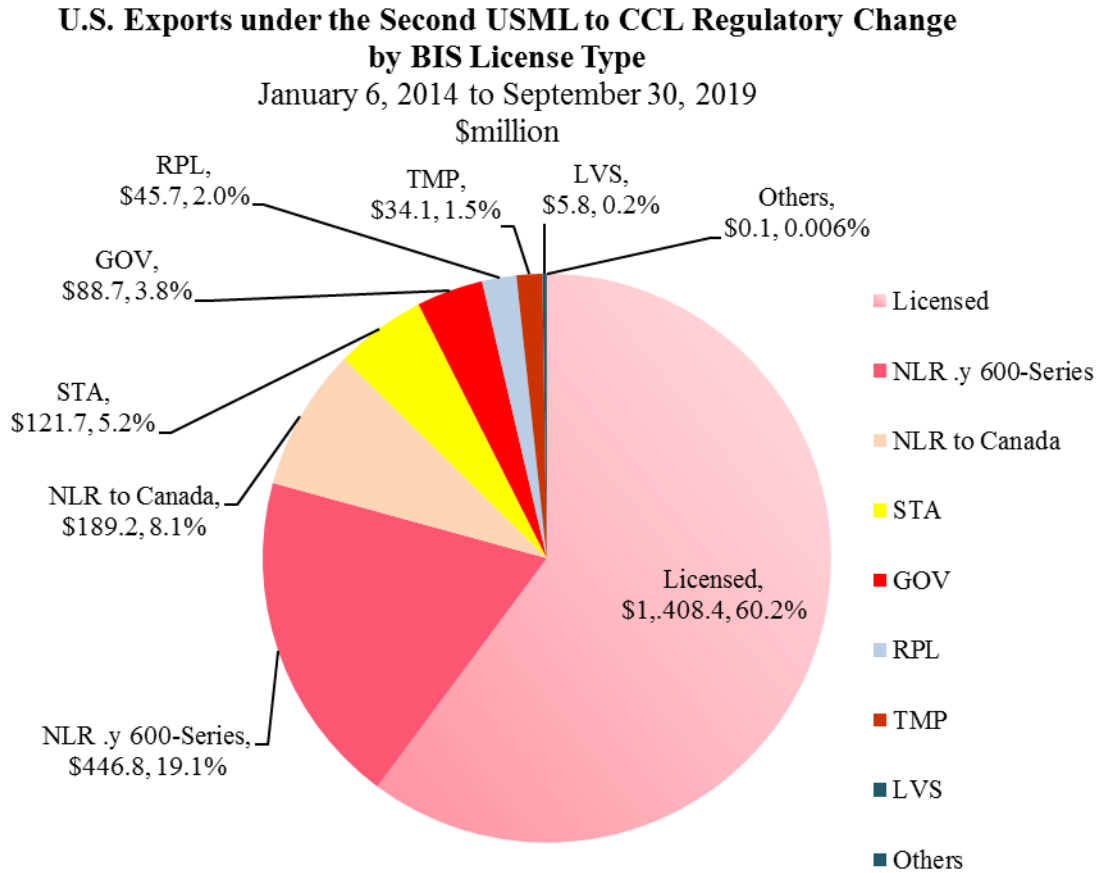
**The Second USML to CCL Regulatory Change-Vehicles and Vessels
Top 15 Destinations of U.S. Exports under BIS Jurisdiction by Value**

January 6, 2014 to September 30, 2019

Country	Shipment Count	% of Total Shipment Count	Value \$million	% of Total Value
Israel	4,288	9.4%	\$420.1	18.2%
South Korea	7,413	16.2%	\$392.7	12.6%
Canada	9,485	20.8%	\$282.1	9.3%
Saudi Arabia	941	2.1%	\$120.6	8.2%
Japan	3,344	7.3%	\$98.9	3.7%
Iraq	141	0.3%	\$98.8	3.7%
Turkey	889	1.9%	\$85.7	3.4%
United Kingdom	6,811	14.9%	\$81.1	3.4%
Germany	1,791	3.9%	\$73.2	3.2%
United Arab Emirates	550	1.2%	\$66.0	2.9%
Egypt	178	0.4%	\$65.1	2.7%
Australia	1,142	2.50%	\$58.4	2.4%
Belgium	258	0.6%	\$46.8	1.8%
Tunisia	18	0.0%	\$45.6	1.6%
Kuwait	457	1.0%	\$38.2	1.5%
Top 15 Total	37,706		\$1,973.2	
Top 15 Total/ Grand Total		82.6%		84.3%
Grand Total	45,657		\$2,340.7	

Source: Automated Export System, December 20, 2019

Of the \$2.3 billion in U.S. exports of 600-series items in the second USML to CCL regulatory change under BIS jurisdiction from January 6, 2014 to September 30, 2019, licensed exports totaled \$1.4 billion (60.2% of the total); No License Required (NLR) for .y 600-series items totaled \$446.8 million (19.1%); and NLR for 600-series items to Canada totaled \$189.2 million (8.1%).



Source: Automated Export System, December 22, 2019

BIS License Exceptions:

NLR: No License Required

GOV: Governments, international organizations, international inspections under the Chemical Weapons Convention and the International Space Station

STA: Strategic Trade Authorization

RPL: Servicing and replacement of parts and equipment

TMP: Temporary imports, exports, reexports, and transfers (in-country)

LVS: Shipments of limited value