

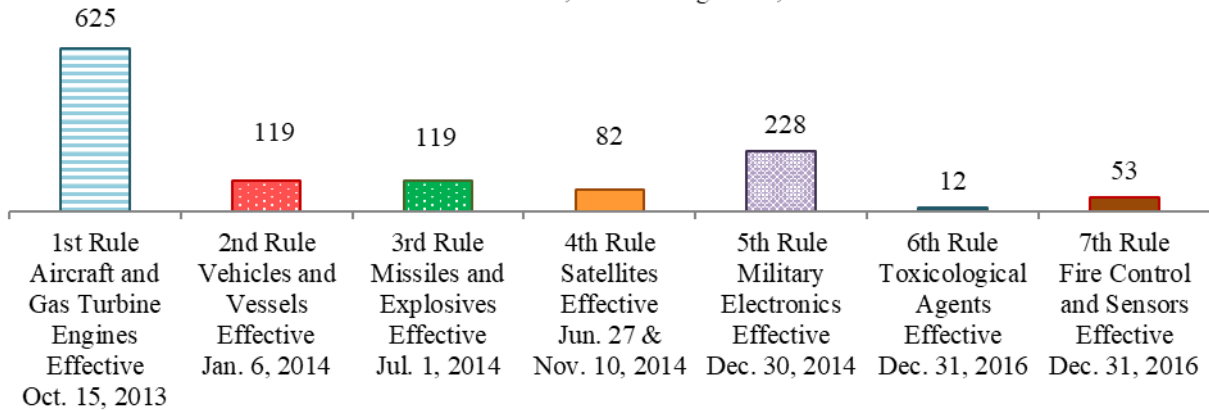
Licensing Statistics of 600-series and 9x515 Items

October 15, 2013 to August 31, 2020

Since October 15, 2013, certain items that were determined not to warrant control on the United States Munitions List (USML) have moved to the Commerce Control List (CCL), creating 600-series ECCNs and 9x515 ECCNs.

BIS Average Monthly Applications by USML to CCL Regulatory Changes

October 15, 2013 to August 31, 2020

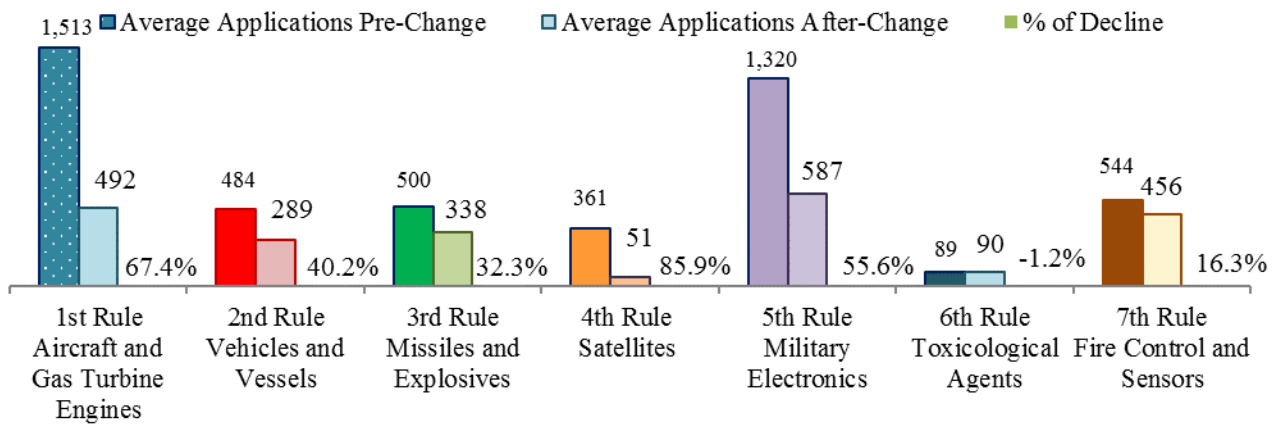


Source: Commerce U.S. Exports Exporter Support System, November 20, 2020

In the last two years, the monthly declines of license applications for the items in the 18 categories of the USML have been stable, at an average of 52.1% decline, thus, the Directorate of Defense Trade Controls (DDTC) of the U.S. Department of State has stopped reporting licensing statistics for this report. In order to continue to show the licensing trends of impact of the USML to CCL regulatory changes, this report uses the licensing data last reported from DDTC as September 30, 2018.

DDTC Average Monthly Applications by USML to CCL Regulatory Change

October 15, 2013 to September 30, 2018 (last reported by DDTC)



Source: Directorate of Defense Trade Controls of the U.S. Department of State, October 26, 2018

From October 15, 2013 to August 31, 2020, BIS has processed a total of 92,896¹ applications for 600-series and 9x515 items. Of these, 86,804 applications were for 600-series items and 6,092 were for 9x515 items.

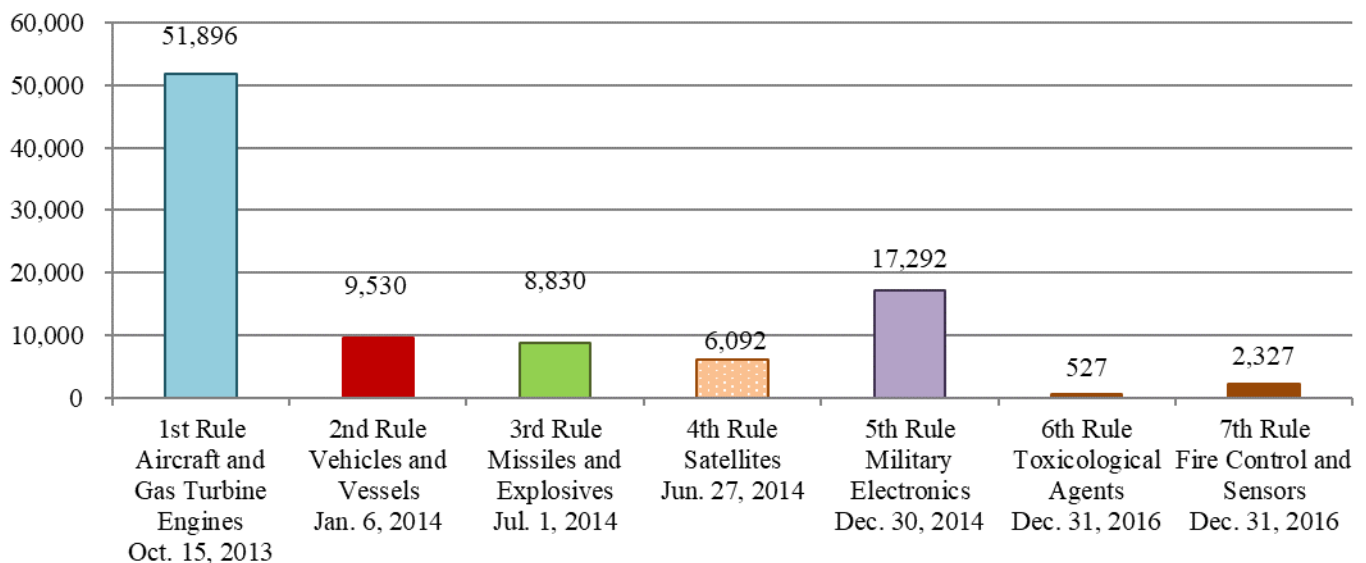
Of 86,804 applications for 600-series items:

- Approved applications were 78,011, 89.8% of the total applications;
- Returned without action (RWA) were 8,546, 9.8% of the total; and
- Denied applications were 247, 0.3% of the total.

Of 6,092 applications for 9x515 items:

- Approved applications were 5,134, 84.3% of the total applications;
- Returned without action (RWA) were 857, 14.1% of the total; and
- Denied applications were 101, 1.7% of the total.

BIS License Applications for 600-Series and 9x515 Items by Total Count
 Effective Date to August 31, 2020

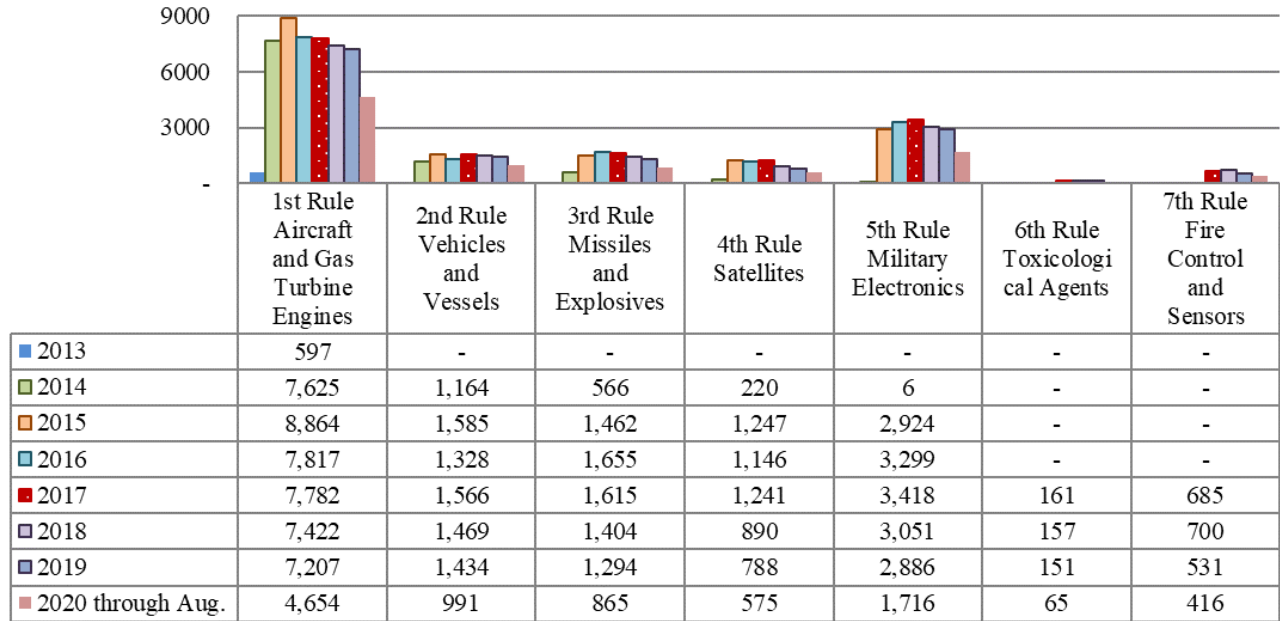


Source: Commerce U.S. Exports Exporter Support System, November 13, 2020

¹ Note: This number for the total applications is slightly smaller than the sum of all applications by each rule because license applications containing multiple ECCNs may be associated with more than one regulatory change. For instance, a single application containing 9A610 and 0A606 items would be counted in both the 1st rule column and the 2nd rule column.

**BIS License Applications for 600-Series and 9x515 Items
 by Year**

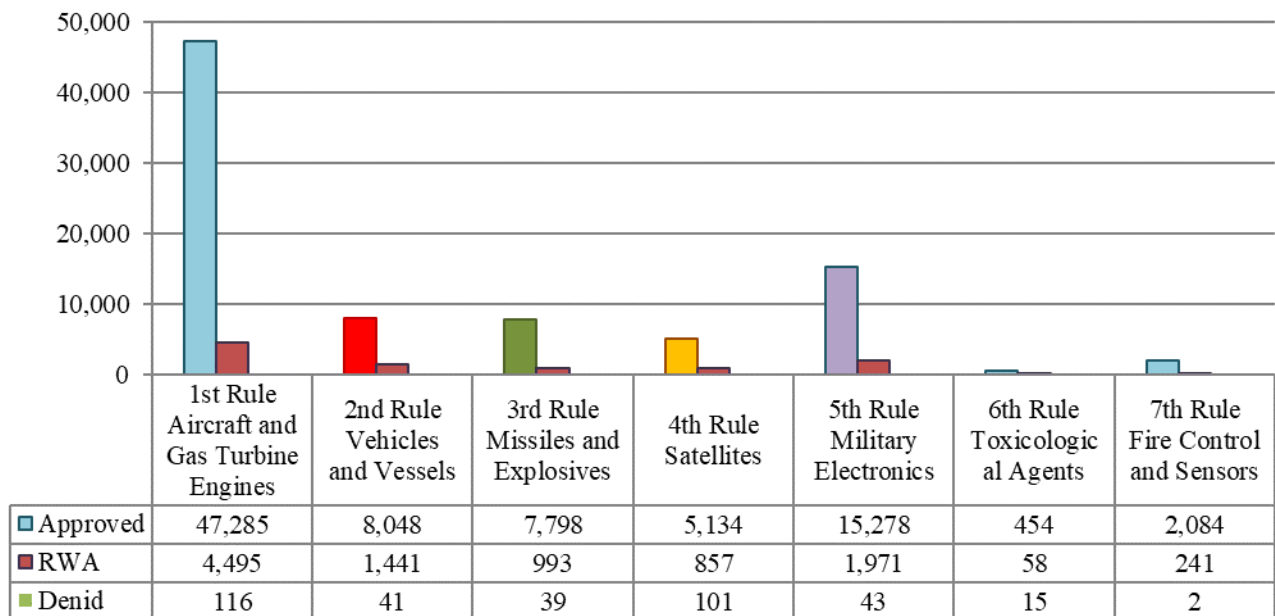
Effective Date to August 31, 2020



Source: Commerce U.S. Exports Exporter Support System, November 13, 2020

BIS License Applications for 600-Series and 9x515 Items by Decisions

Effective Date to August 31, 2020



Source: Commerce U.S. Exports Exporter Support System, November 30, 2020

From October 15, 2013 to August 31, 2020, BIS has processed applications for 600-series and 9x515 items for a total value of \$336.6 billion. Of these, \$208.0 billion for 600-series items and \$128.7 billion for 9x515 items.

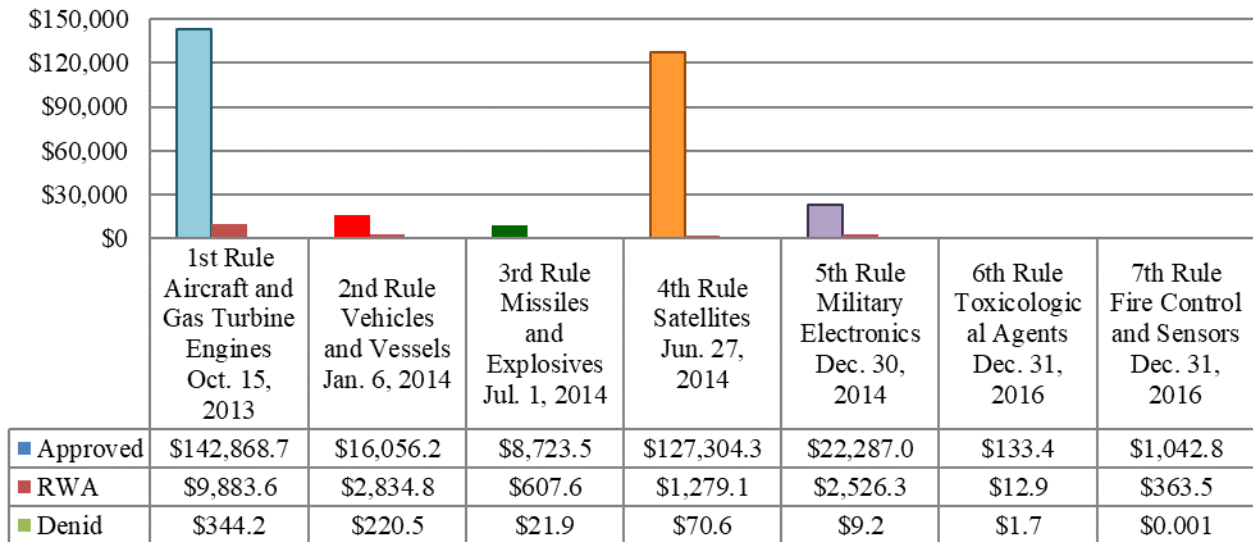
Of \$208.0 billion for 600-series items:

- Approved applications valued at \$191.1 billion, 91.9% of the total application value;
- Returned without action (RWA) valued at \$16.3 billion, 7.8% of the total; and
- Denied applications valued at \$597.5 million, 0.3% of the total.

Of \$128.7 billion for 9x515 items:

- Approved applications valued at \$127.3 billion, 99.0% of the total application value;
- Returned without action (RWA) valued at \$1.3 billion, 1.0% of the total; and
- Denied applications valued at \$70.6 million, 0.05% of the total.

BIS License Applications for 600-Series and 9x515 Items by Value
 Effective Date to August 31, 2020
 \$million

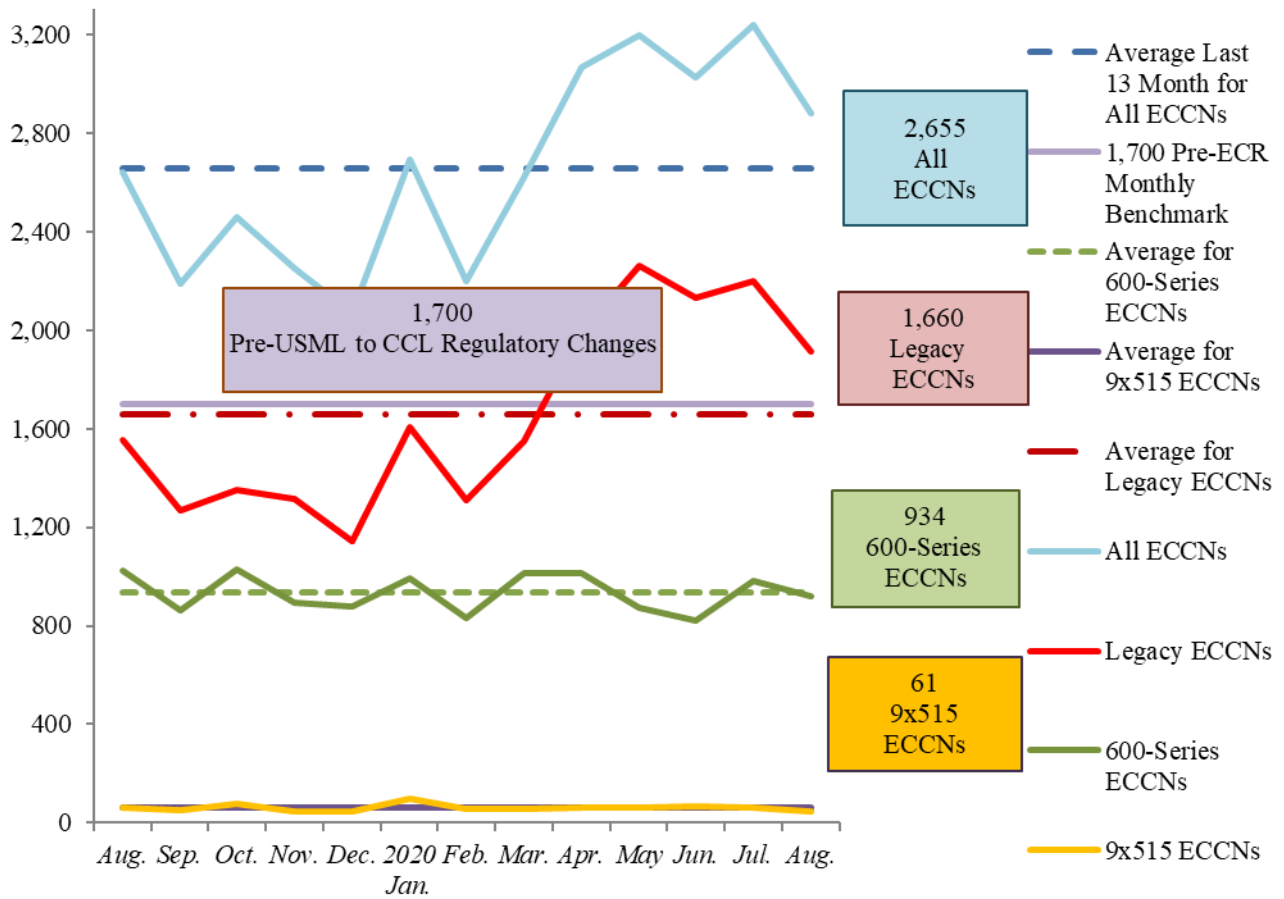


Source: Commerce U.S. Exports Exporter Support System, November 30, 2020

In the last 13 months from August 2019 to August 2020, the average monthly BIS license approvals for all ECCNs are 2,655, indicating an increase of 56.2% from the average monthly approvals of 1,700 during the fiscal year 2012 to 2013, prior to the first regulatory change from the USML to the CCL became effective on October 15, 2013:

- For 600-Series items, the average monthly license approvals are 934;
- For 9x515 items, the average monthly license approvals are 61; and
- For legacy ECCNs, the average monthly license approvals are 1,660.

Trends in BIS Approved License Applications
 August 2019 to August 2020

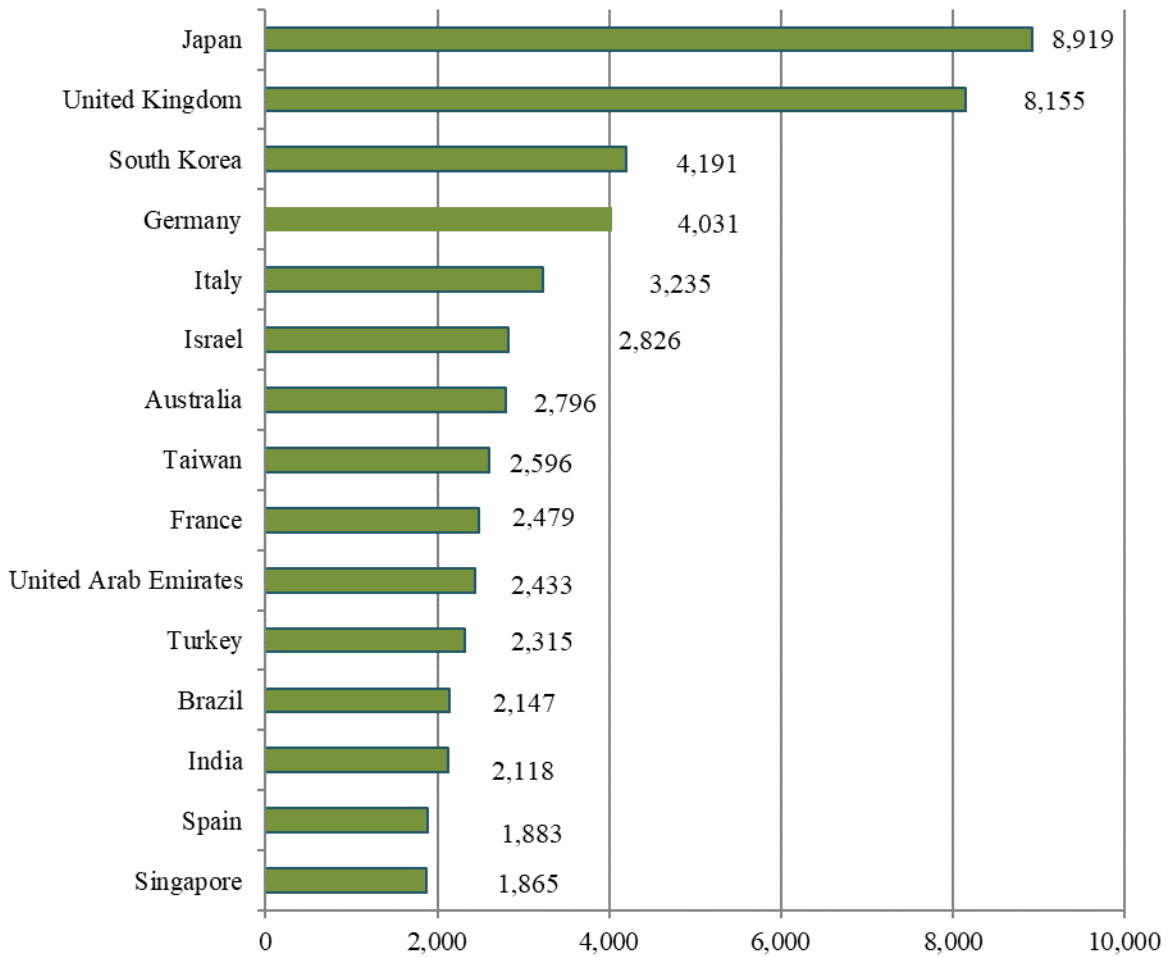


Source: Commerce U.S. Exports Exporter Support System, November 23, 2020

Top Destinations and Top ECCNs of BIS Approved Licenses for 600-Series Items

Of the total 80,947 BIS approved licenses for 600-series items from October 15, 2013 to August 31, 2020, 51,989 (64.2% of the total approved licenses) were issued for exports to the top 15 destinations by license count. The top destinations were Japan with 8,919 approved licenses (11.0% of the total); the United Kingdom with 8,155 (10.1%), and South Korea with 4,191 (5.2%).

**Top Fifteen Destinations of BIS Approved Licenses
 for 600-Series Items by License Count**
 October 15, 2013 to August 31, 2020



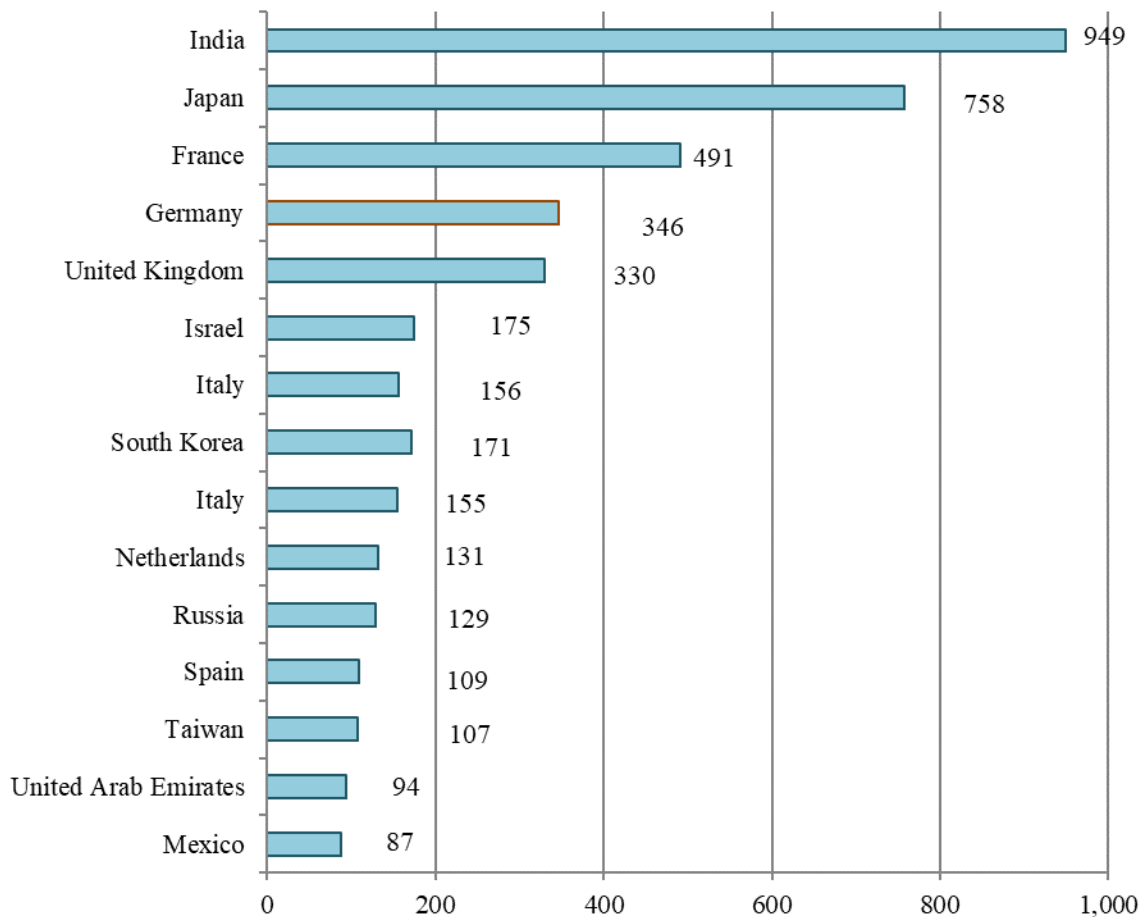
Source: Commerce U.S. Exports Exporter Support System, December 1, 2020

Top Ten Approved ECCNs for 600-Series Items by Count			
October 15, 2013 - August 31, 2020			
ECCN	Description	Total Approved	Value \$million
9A610	Military aircraft and related commodities	36,017	\$81,944.9
3A611	Military electronics	13,807	\$21,708.0
9A619	Military gas turbine engines and related commodities	7,852	\$47,996.9
9E610	Technology "required" for the "development," "production," operation, installation, maintenance, repair, overhaul, or refurbishing of military aircraft and related commodities controlled by 9A610, equipment controlled by 9B610, materials controlled by 9C610 or software controlled by 9D610.	7,821	\$3,700.3
0A606	Ground vehicles and related commodities	5,410	\$14,233.5
3E611	Technology "required" for military electronics	2,969	\$268.8
9E619	Technology "required" for the "development," "production," operation, installation, maintenance, repair, overhaul, or refurbishment of military gas turbine engines and related commodities controlled by 9A619, equipment controlled by 0B619, materials controlled by 9C619, or software controlled by 9D619.	2,764	\$298.3
1A613	Armored and protective "equipment" and related commodities	2,509	\$4,102.2
9A604	Commodities related to launch vehicles, missiles, and rockets	2,429	\$2,102.9
9B610	Test, inspection, and production "equipment" and related commodities "specially designed" for the "development" or "production" of commodities enumerated in ECCN 9A610 or USML Category VIII	2,274	\$8,625.6
Source: Commerce U.S. Exports Exporter Support System, December 2, 2020			

Top Destinations of Approved Licenses for 9x515 Items

Of the total of 5,134 BIS approved licenses for 9x515 items from June 27, 2014 to August 31, 2020, 4,188 (81.6% of the total approved licenses) were issued for exports to the top 15 destinations by license count. The top destinations were India with 949 approved licenses (18.5% of the total); Japan with 758 approvals (14.8%), and France with 491 approvals (9.6%).

**Top Fifteen Destinations of BIS Approved Licenses
 for 9x515 Items by License Count
 June 27, 2014 to August 31, 2020**



Source: Commerce U.S. Exports Exporter Support System, December 1, 2020