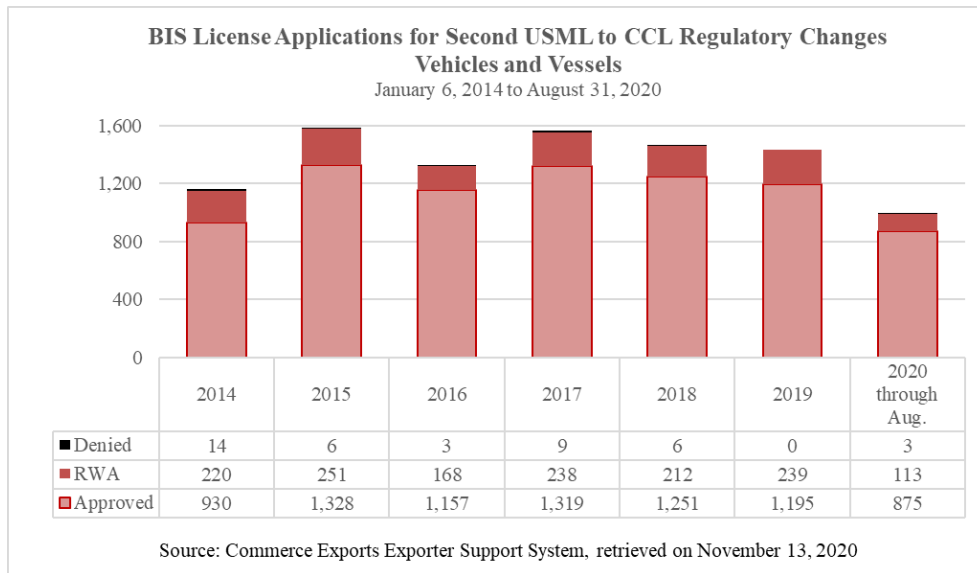


**The Second USML to CCL Regulatory Change  
 Vehicles and Vessels**

January 6, 2014 to August 31, 2020

Since the second USML to CCL regulatory change became effective on January 6, 2014 to August 31, 2020, BIS has processed a total of 9,530 license applications for a value of \$19.1 billion for the nineteen 600-Series items created by this rule. The average number of BIS license applications for is 119 per month. BIS has approved a total of 8,048 licenses for a value of \$16.1 billion and the approval rate is 84.4%.

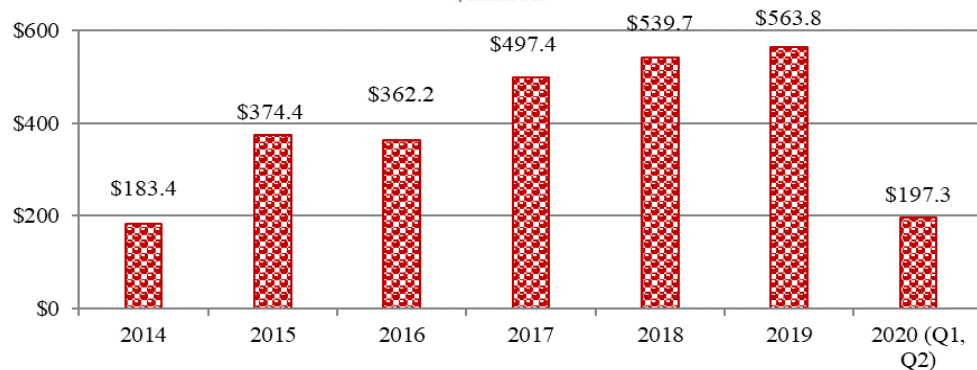


From January 6, 2014 to August 31, 2020, U.S. exports of items in the second USML to CCL regulatory change – Vehicles and Vessels items (0y606, 8y609, 8y620 and 0y617) under BIS jurisdiction totaled 53,767 shipments for \$2.8 billion.

**U.S. Exports under the Second USML to CCL Regulatory Change  
 under BIS Jurisdiction  
 Vehicles and Vessels**

January 6, 2014 to August 31, 2020

\$million



**U.S. Quarterly Exports under the Second USML to CCL Regulatory Change  
under BIS Jurisdiction  
Vehicles and Vessels**

January 6, 2014 to August 31, 2020  
\$million



Source: Automated Export System, October 28, 2020

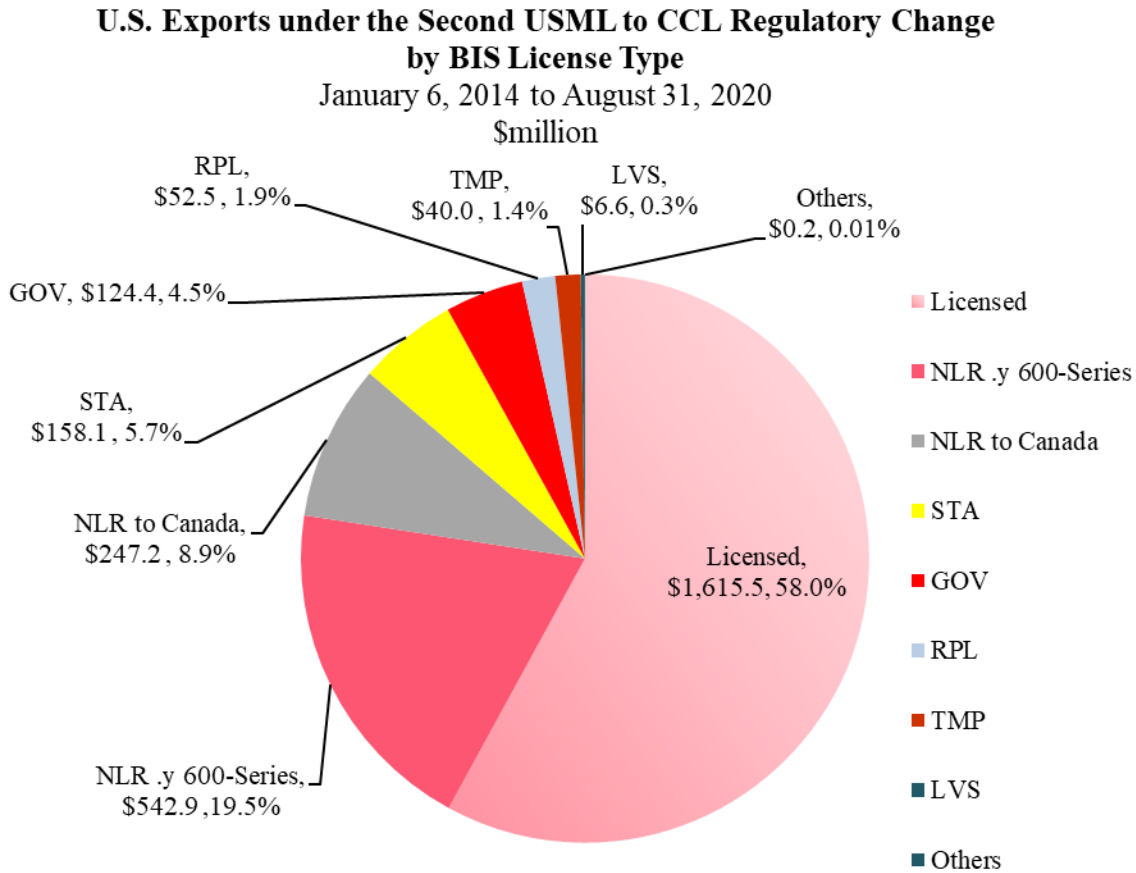
**The Second USML to CCL Regulatory Change-Vehicles and Vessels  
Top 15 Destinations of U.S. Exports under BIS Jurisdiction by Value**

January 6, 2014 to August 31, 2020

Country	Shipment Count	% of Total Shipment Count	Value \$million	% of Total Value
Israel	5,010	9.3%	\$524.8	18.2%
South Korea	8,623	16.0%	\$453.5	12.6%
Canada	11,345	21.1%	\$348.4	9.3%
Saudi Arabia	1,037	1.9%	\$143.6	8.2%
Japan	3,863	7.2%	\$128.3	3.7%
Germany	2,355	4.4%	\$101.8	3.7%
Iraq	160	0.3%	\$100.2	3.4%
Turkey	1,029	1.9%	\$93.4	3.4%
United Kingdom	7,825	14.6%	\$93.2	3.2%
United Arab Emirates	632	1.2%	\$73.8	2.9%
Australia	1,364	2.5%	\$70.9	2.7%
Egypt	194	0.36%	\$68.9	2.4%
Belgium	316	0.6%	\$58.5	1.8%
Tunisia	19	0.0%	\$45.5	1.6%
Afghanistan	758	1.4%	\$41.8	1.5%
<b>Top 15 Total</b>	<b>44,530</b>		<b>\$2,346.4</b>	
<b>Top 15 Total/ Grand Total</b>		<b>82.8%</b>		<b>84.2%</b>
<b>Grand Total</b>	<b>53,767</b>		<b>\$2,787.4</b>	

Source: Automated Export System, October 28, 2020

Of \$2.8 billion of U.S. exports of 600-series items in the second USML to CCL regulatory change under BIS jurisdiction from January 6, 2014 to August 31, 2020, licensed exports totaled \$1.6 billion (58.0% of the total); No License Required (NLR) for 600-series items totaled \$542.9 million (19.5%); and NLR for 600-series items to Canada totaled \$247.2 million (8.9%).



**BIS License Exceptions:**

NLR: No License Required

GOV: Governments, international organizations, international inspections under the Chemical Weapons Convention and the International Space Station

STA: Strategic Trade Authorization

RPL: Servicing and replacement of parts and equipment

TMP: Temporary imports, exports, reexports, and transfers (in-country)

LVS: Shipments of limited value