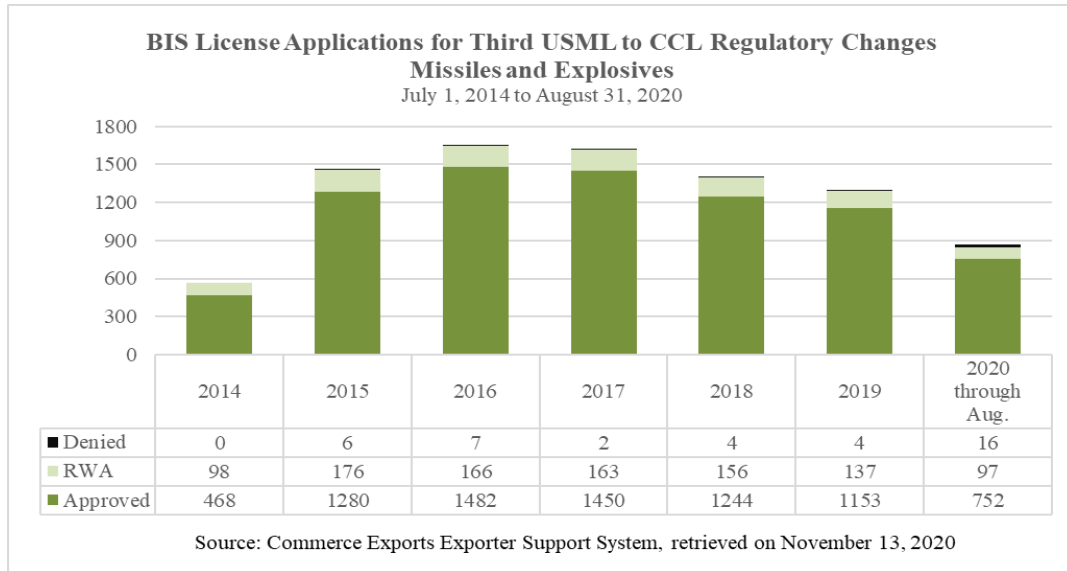
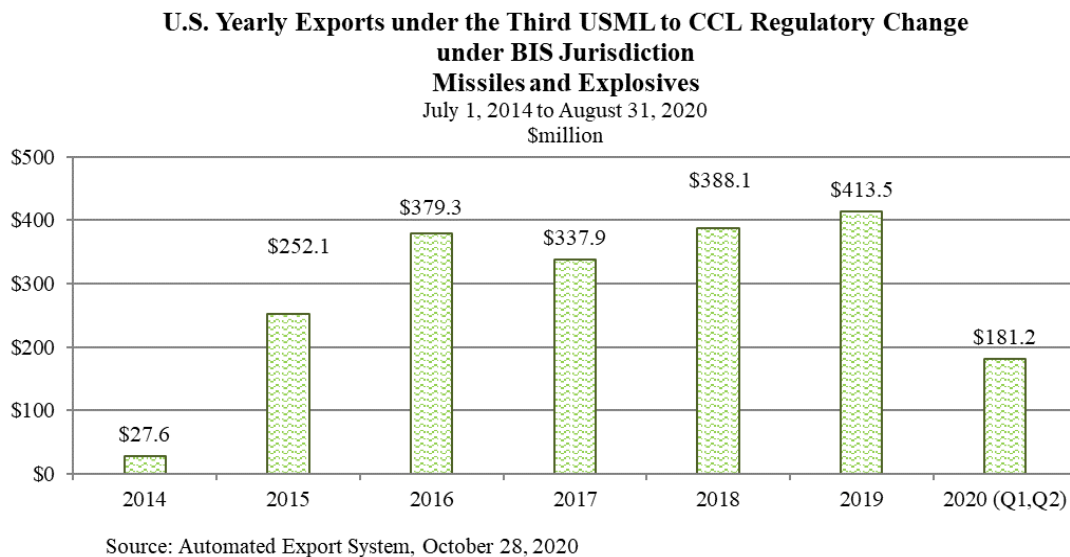


**The Third USML to CCL Regulatory Change  
 Missiles and Explosives  
 July 1, 2014 to August 31, 2020**

Since the third USML to CCL regulatory change became effective on July 1, 2014 to August 31, 2020, BIS has processed a total of 8,830 license applications for a value of \$9.4 billion for the twenty 600-Series items created by this rule. The average number of BIS license applications is 119 per month. BIS has approved a total of 7,798 licenses for a value of \$8.7 billion and the approval rate is 88.3%.



From July 1, 2014 to August 31, 2020, U.S. exports of items in the third USML to CCL regulatory change – Missiles and Explosives items (0y604, 0y614, 1y608 and 1y613) under BIS jurisdiction totaled 34,273 shipments for \$2.0 billion.



**U.S. Quarterly Exports under the Third USML to CCL Regulatory Change  
under BIS Jurisdiction  
Missiles and Explosives**

July 1, 2014 to August 31, 2020  
Smillion



Source: Automated Export System, October 28, 2020

**The Third USML to CCL Regulatory Change-Missiles and Explosives  
Top 15 Destinations of U.S. Exports under BIS Jurisdiction by Value**

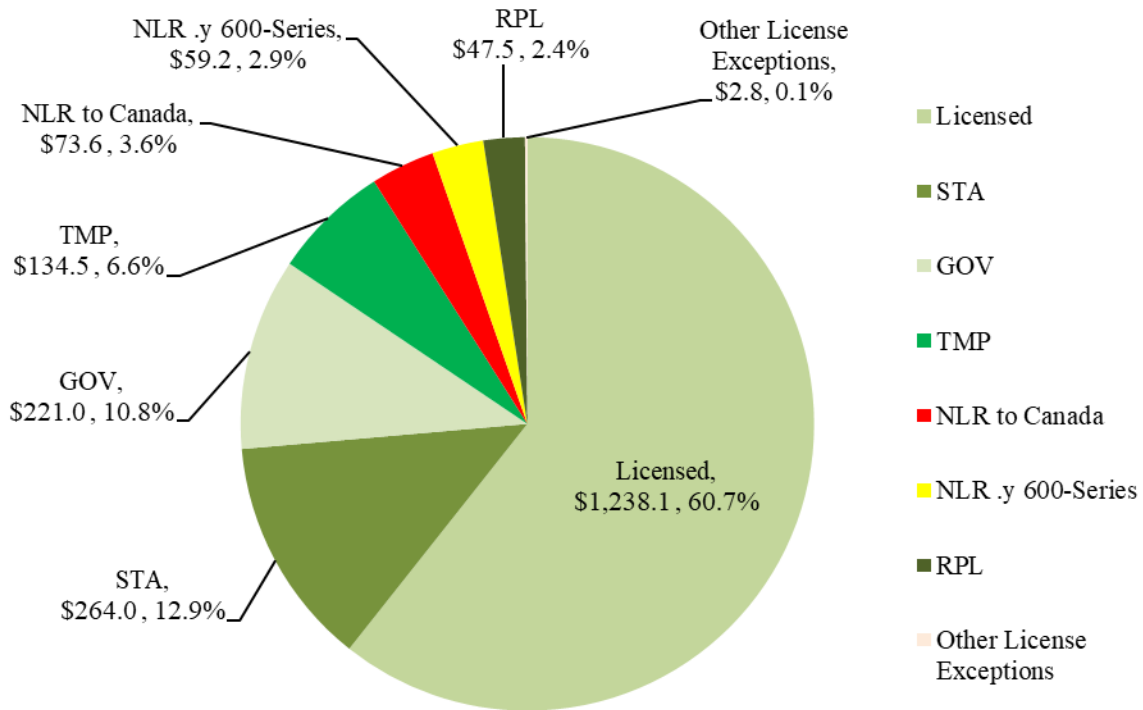
July 1, 2014 to August 31, 2020

Country	Shipment Count	% of Total Shipment Count	Value Smillion	% of Total Value
Japan	3,109	9.1%	\$338.8	18.8%
United Kingdom	5,024	14.7%	\$270.9	15.1%
Israel	1,839	5.4%	\$169.1	9.4%
Mexico	3,530	10.3%	\$137.0	7.6%
Germany	2,671	7.8%	\$130.1	7.2%
Australia	1,159	3.4%	\$114.6	6.4%
Turkey	341	1.0%	\$91.5	5.1%
United Arab Emirates	345	1.0%	\$72.2	4.0%
Canada	3,690	10.8%	\$70.3	3.9%
Saudi Arabia	418	1.2%	\$66.5	3.7%
South Korea	919	2.7%	\$56.7	3.2%
Netherlands	652	1.9%	\$53.3	3.0%
Italy	334	1.0%	\$46.2	2.6%
Taiwan	276	0.8%	\$37.3	2.1%
Philippines	106	0.3%	\$34.8	1.9%
<b>Top 15 Total</b>	<b>24,413</b>		<b>\$1,689.4</b>	
<b>Top 15 Total/ Grand Total</b>		<b>71.2%</b>		<b>82.8%</b>
<b>Grand Total</b>	<b>34,273</b>		<b>\$2,040.8</b>	

Source: Automated Export System, October 28, 2020

Of \$2.0 billion in U.S. exports of 600-series items in the third USML to CCL regulatory change under BIS jurisdiction from July 1, 2014 to August 31, 2020, licensed exports totaled \$1.2 billion (60.7% of the total); Strategic Trade Authorization (STA) totaled \$264.0 million (12.9%); and Governments and international organizations (GOV) totaled \$221.0 million (10.8%).

**U.S. Exports under the Third USML to CCL Regulatory Change  
 Missiles and Explosives  
 by BIS License Type  
 July 1, 2014 to August 31, 2020  
 \$million**



Source: Automated Export System, October 28, 2020

BIS License Exceptions:

STA: Strategic Trade Authorization

TMP: Temporary imports, exports, reexports, and transfers (in-country)

GOV: Governments, international organizations, international inspections under the Chemical Weapons Convention and the International Space Station

NLR: No License Required

RPL: Servicing and replacement of parts and equipment