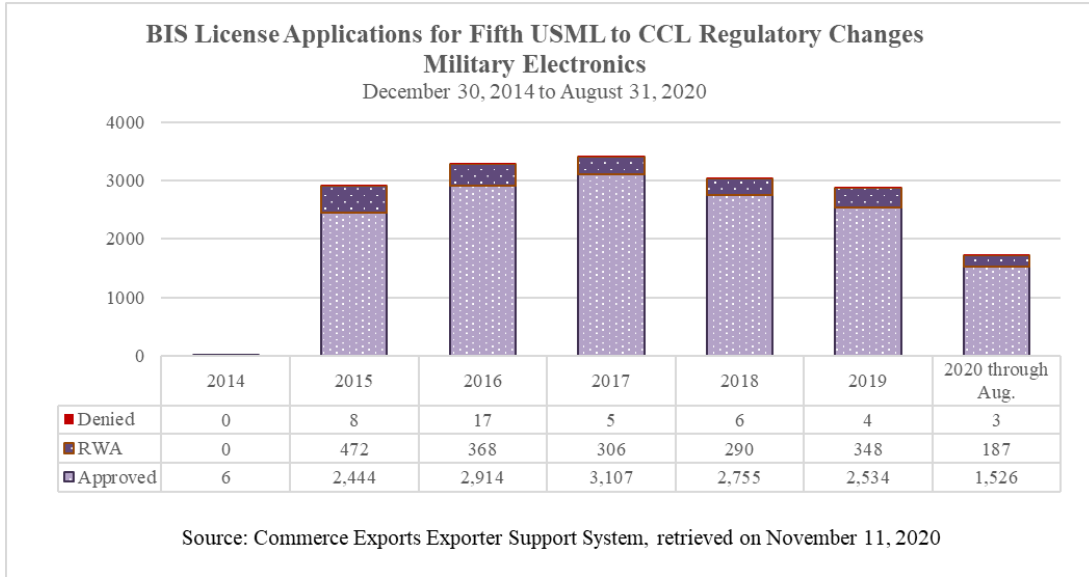


**The Fifth USML to CCL Regulatory Change  
 Military Electronics**

December 30, 2014 to August 31, 2020

Since the fifth USML to CCL regulatory change became effective on December 30, 2014 to August 31, 2020, BIS has processed a total of 17,292 applications for a value of \$24.8 billion for the eight 600-Series items created by this rule. The average number of BIS license applications is 228 per month. BIS has approved 15,278 licenses for a value of \$22.3 billion and the approval rate is 88.4%.



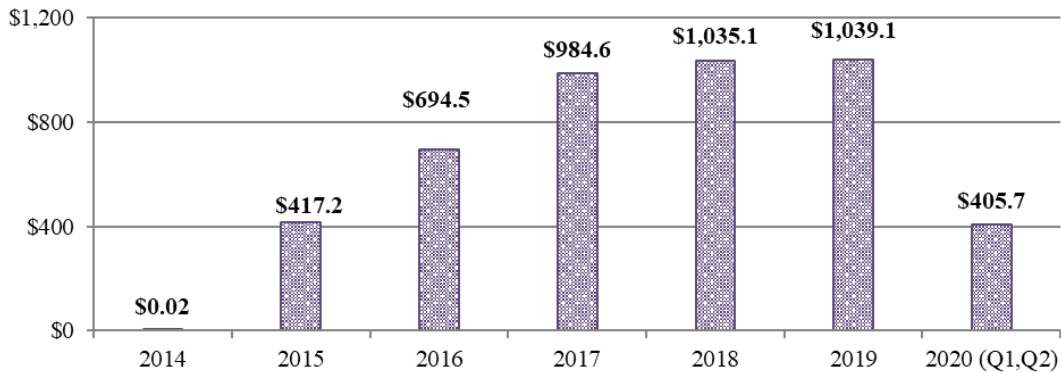
From the effective date of December 30, 2014 to August 31, 2020, U.S. exports of items in the fifth USML to CCL regulatory change – Military Electronics items (3y611 and 9y620) under BIS jurisdiction totaled 69,947 shipments with a value of \$4.7 billion.

**U.S. Exports under the Fifth USML to CCL Regulatory Change  
 under BIS Jurisdiction**

**Military Electronics**

December 30, 2014 to August 31, 2020

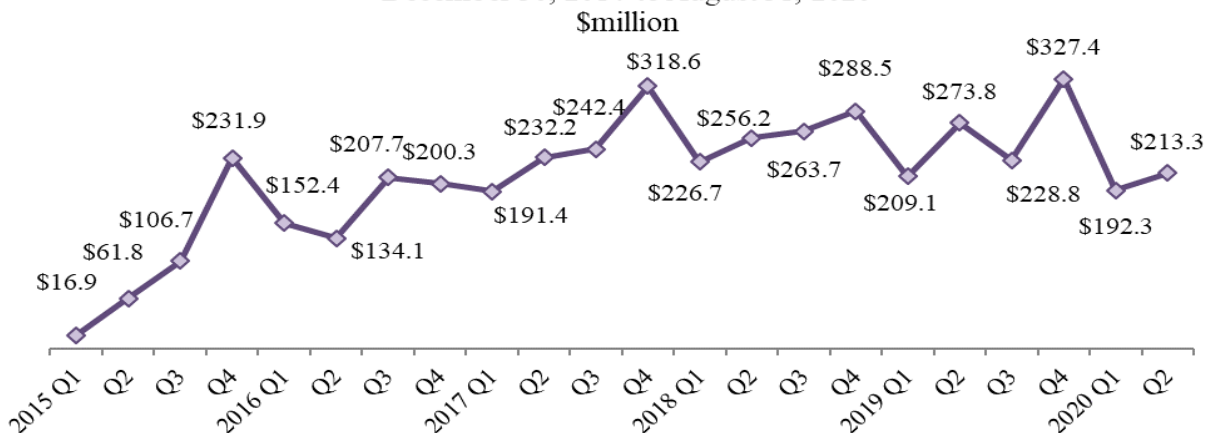
\$million



Source: Automated Export System, October 28, 2020

**U.S. Quarterly Exports under the Fifth USML to CCL Regulatory Change  
under BIS Jurisdiction  
Military Electronics**

December 30, 2014 to August 31, 2020



Source: Automated Export System, October 28, 2020

**The Fifth USML to CCL Regulatory Change-Military Electronics  
Top 15 Destinations of U.S. Exports under BIS Jurisdiction**

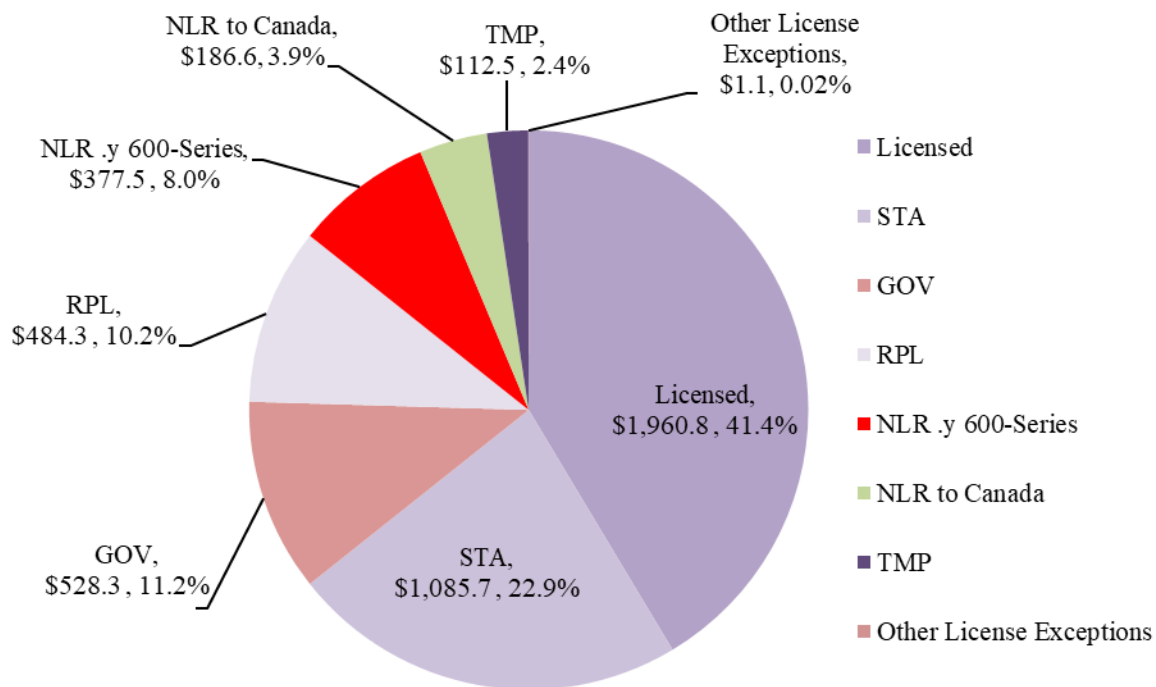
December 30, 2014 to August 31, 2020

Country	Shipment Count	% of Total Shipment Count	Value \$million	% of Total Value
Japan	8,022	11.5%	\$1,320.0	27.9%
United Kingdom	9,673	13.8%	\$380.9	8.0%
South Korea	3,549	5.1%	\$269.5	5.7%
Saudi Arabia	1,327	1.9%	\$245.7	5.2%
Australia	3,161	4.5%	\$240.4	5.1%
Canada	4,168	6.0%	\$236.2	5.0%
United Arab Emirates	1,130	1.6%	\$226.8	4.8%
Germany	3,906	5.6%	\$169.9	3.6%
Italy	3,346	4.8%	\$143.5	3.0%
Israel	2,855	4.1%	\$136.6	2.9%
France	2,772	4.0%	\$109.4	2.3%
Taiwan	914	1.3%	\$102.3	2.2%
Mexico	5,762	8.2%	\$85.8	1.8%
Turkey	1,367	2.0%	\$80.0	1.7%
Afghanistan	1,249	1.8%	\$77.6	1.6%
<b>Top 15 Total</b>	<b>53,201</b>		<b>\$3,824.9</b>	
<b>Top 15 Total/Grand Total</b>		<b>76.1%</b>		<b>80.7%</b>
<b>Grand Total</b>	<b>69,947</b>		<b>\$4,736.7</b>	

Source: Automated Export System, October 28, 2020

Of \$4.7 billion in U.S. exports of 600-series items in the fifth USML to CCL regulatory change under BIS jurisdiction from December 30, 2014 to August 31, 2020, licensed exports totaled \$2.0 billion (41.4% of the total); Strategic Trade Authorization (STA) totaled \$1.1 billion (22.9%) and Governments and international organizations (GOV) totaled \$528.3 million (11.2%).

**U.S. Exports under the Fifth USML to CCL Regulatory Change  
 Military Electronics  
 by BIS License Type  
 December 30, 2014 to August 31, 2020  
 \$million**



Source: Automated Export System, October 28, 2020

BIS License Exceptions:

STA: Strategic Trade Authorization

RPL: Servicing and replacement of parts and equipment

GOV: Governments, international organizations, international inspections under the Chemical Weapons Convention, and the International Space Station

NLR: No License Required

TMP: Temporary imports, exports, reexports, and transfers (in-country)