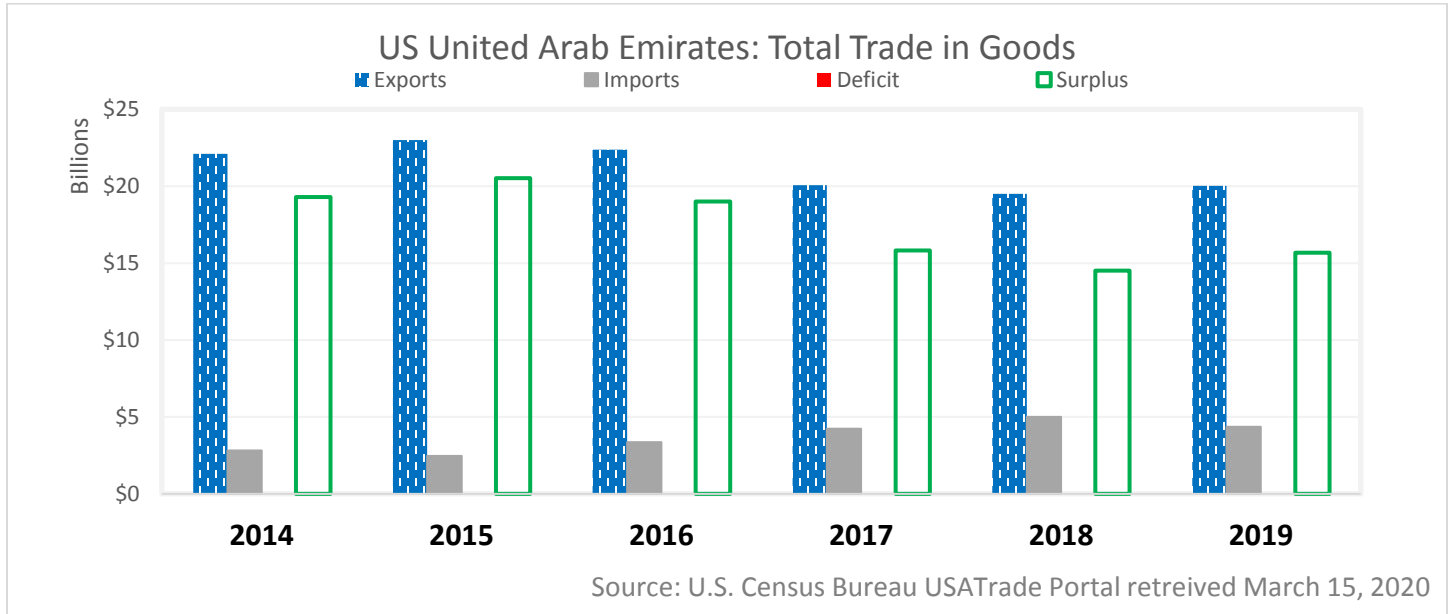




I. Total U.S. Trade in goods with UAE

In 2019, U.S. exports to UAE totaled \$20.0 billion, a 2.7% (\$526.8 million) increase from 2018; U.S. imports from UAE totaled \$4.4 billion, a 13.0% (\$649.0 million) decrease; and the trade surplus was \$15.7 billion, a 8.1% (\$1.2 billion) increase.



In 2019, 1.2% of total U.S. exports were shipped to UAE while 0.2% of total U.S. Imports were imported from UAE. In 2019, the level of U.S. exports to UAE is below the prior five-year average level, and the level of U.S. imports from UAE exceeded the prior five-year average level by value not adjusted for inflation. In the prior six years, the U.S. has kept a trade surplus with UAE.

	2014	2015	2016	2017	2018	2019	2014-2018 Average
EXPORTS	\$22,115.3	\$23,001.1	\$22,384.5	\$20,078.7	\$19,511.3	\$20,038.1	\$21,418.2
Δvalue	--	\$885.7	-\$616.6	-\$2,305.8	-\$567.4	\$526.8	
Δpct	--	4.0%	-2.7%	-10.3%	-2.8%	2.7%	
IMPORTS	\$2,819.6	\$2,473.7	\$3,370.6	\$4,243.2	\$5,001.5	\$4,352.5	\$3,581.7
Δvalue	--	-\$345.9	\$896.9	\$872.5	\$758.4	-\$649.0	
Δpct	--	-12.3%	36.3%	25.9%	17.9%	-13.0%	
BALANCE	\$19,295.7	\$20,527.3	\$19,013.9	\$15,835.5	\$14,509.8	\$15,685.5	\$17,836.4
Δvalue	--	\$1,231.6	(\$1,513.5)	(\$3,178.3)	(\$1,325.8)	\$1,175.8	
Δpct	--	6.4%	-7.4%	-16.7%	-8.4%	8.1%	

Values in Millions of U.S. Dollars. Source: U.S. Census Bureau USATrade Portal March 15, 2020



In 2019, of the \$20.0 billion in U.S. exports to UAE, the top commodity sectors were Transportation Equipment (32.2% of the total exports), Machinery and Mechanical Appliances (25.3%) and Chemical, Plastics, and Leather products (7.2%).

In 2019, of the \$4.4 billion in U.S. imports from UAE, the top commodity sectors were Base Metals (37.0% of the total imports), Special Items (26.5%) and Minerals (16.8%).

Imports from United Arab Emirates by Sector	United Arab Emirates Commodity Trade 2019	US exports to United Arab Emirates by Sector
\$4,352,547,315	Total Value All Commodities	\$20,038,096,190
1.5%	Agriculture (Chapters 01-24)	6.3%
16.8%	Minerals (Chapters 25-27)	5.5%
2.9%	Chemicals, Plastics, Leather (Chapters 28-43)	7.2%
0.2%	Wood Products (Chapters 44-49)	0.9%
1.7%	Textiles and Footwear (Chapters 50-67)	0.9%
4.4%	Stone, Glass, & Semiprecious Metals (Chapters 68-71)	6.8%
37.0%	Base metals (Chapters 72-83)	2.1%
7.1%	Machinery (Chapters 84-85)	25.3%
0.7%	Transportation (Chapters 86-89)	32.2%
0.3%	Optical, Measuring, Medical or Other Instruments (Chapters 90-92)	3.5%
0.0%	Arms & Ammunition (Chapter 93)	4.5%
0.7%	Miscellaneous Manufactured Items (Chapters 94-96)	0.9%
0.1%	Art & Antiques (Chapter 97)	0.2%
26.5%	Special Items (Chapters 98-99** Imports only 99)	3.6%

Source: U.S. Census Bureau USA Trade Portal retrieved February 10, 2018

Exports

In 2019, the U.S. exported \$906.1 million worth of Arms and Ammunition to UAE, representing 14.8% of the total U.S. exports to the World of those commodities.

Imports

In 2019, the U.S. imported \$1.6 billion worth of Base Metals, representing 1.3% of the total U.S. imports of those commodities.



II. U.S. Exports to UAE subject to U.S. Government Filing Requirements

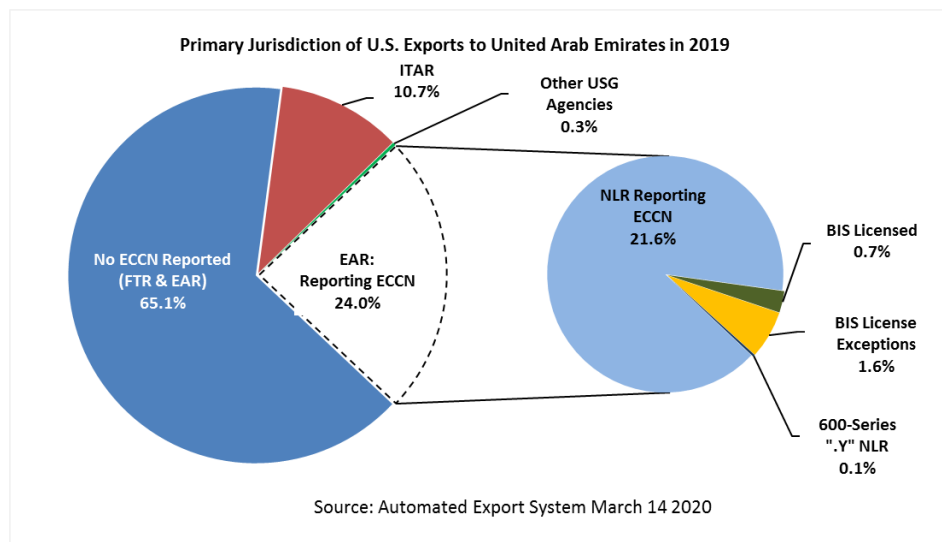
In 2019, of the \$20.0 billion in U.S. exports to UAE:

- 2.3% were subject to a BIS license requirement;
 - 0.7% were exported under a BIS license; Worldwide, 0.4% were exported under a BIS license.
 - 1.6% were exported under a BIS license exception; Worldwide, 1.0% were exported under a BIS license exception;
- 21.6% were exported under No License Required with an ECCN; Worldwide, 12.1% were exported under No License Required with an ECCN.
- 0.07% were exported under NLR for .y 600-series items; Worldwide, 0.02% was exported under NLR for .y 600-series items.

United Arab Emirates				
		2017	2018	2019
	Department of State	\$2,289.2	\$2,082.1	\$2,134.4
	Other USG Agencies	\$393.3	\$192.2	\$52.3
	Department of Commerce	\$17,396.2	\$17,237.0	\$17,851.4
	BIS Licensed	\$160.6	\$158.0	\$141.9
	BIS License Exceptions	\$194.0	\$179.5	\$316.5
	NLR reporting an ECCN	\$5,320.9	\$4,268.9	\$4,337.4
	NLR not reporting an ECCN	\$11,712.6	\$12,623.2	\$13,041.5
	600-Series ".Y" Paragraph NLR	\$8.0	\$7.4	\$14.1

Values in Millions of U.S. Dollars. Source: Automated Export System April 1, 2020

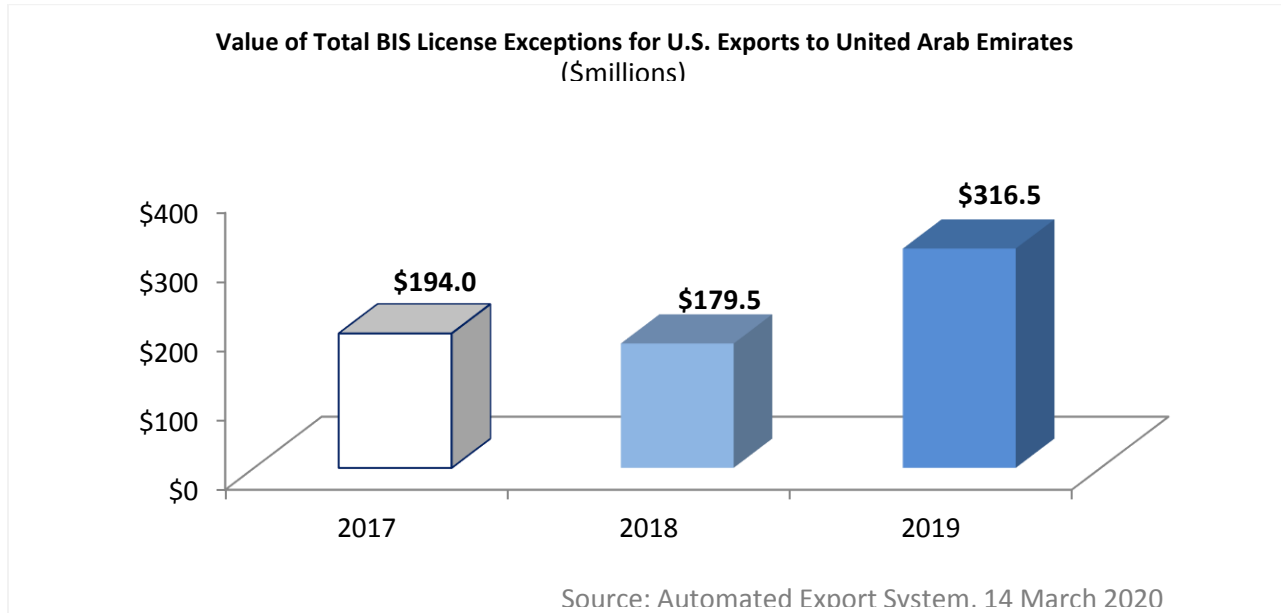
Reasons for Control	Chemical and Biological Weapons			Nuclear Nonproliferation		National Security		Missile Tech	Regional Stability		Firearms Convention	Crime Control			Anti-Terrorism	
	CB:1	CB:2	CB:3	NP:1	NP:2	NS:1	NS:2	MT:1	RS:1	RS:2	FC:1	CC:1	CC:2	CC:3	AT:1	AT:2
United Arab Emirates	X	X	X	X		X	X	X	X	X		X		X		



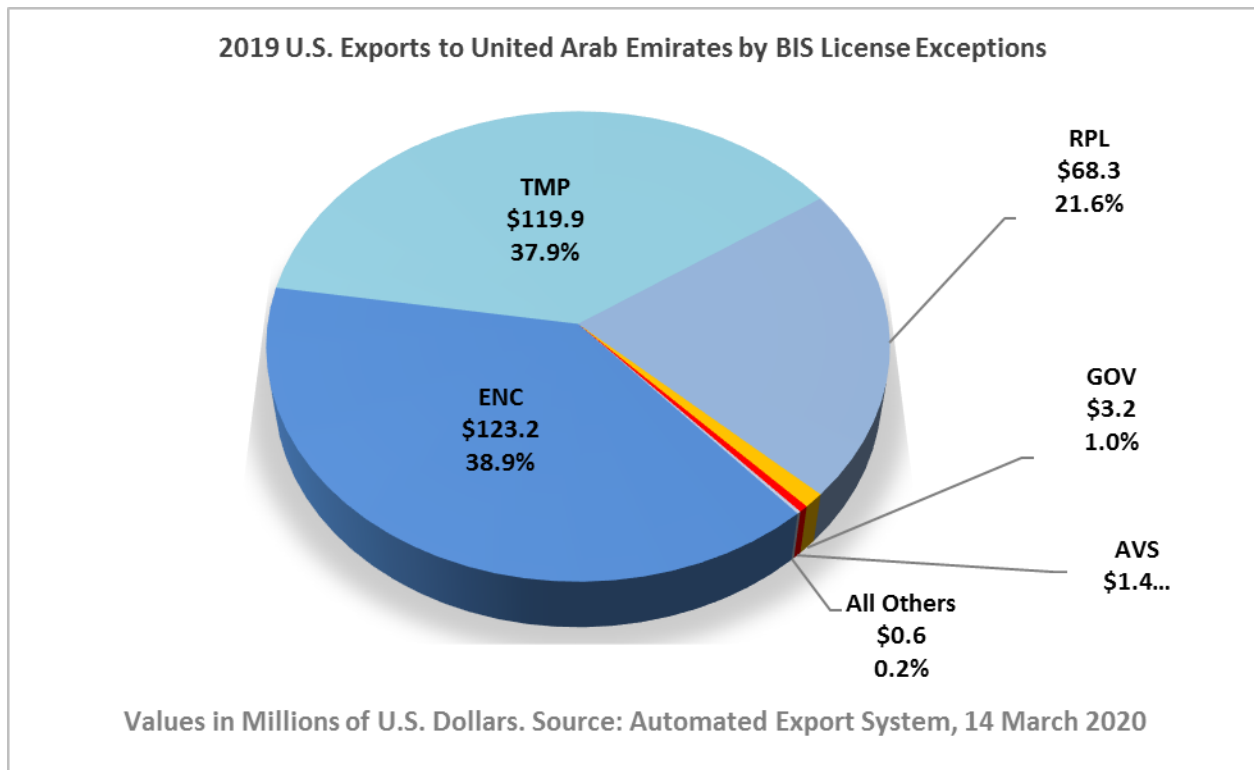


U.S. Exports to United Arab Emirates

In 2019, U.S. exports to UAE shipped under a BIS license exception totaled \$316.5 million, a 76.3% (\$137.0 million) increase from 2018.





The top license exception Encryption commodities, Software and Technology (ENC) totaled \$123.2 million (38.9% of all license exceptions), followed by Temporary Imports and Exports totaled \$119.9 million (37.9%).





U.S. Exports to United Arab Emirates





Top Ten ECCNs by Value to United Arab Emirates (\$millions)	
LICENSED	#1 3A611 Military Electronics
	#2 9A610 Military Aircraft and Related Commodities
	#3 5A002 Systems/Equip./Integrated Circuits for Info Sec
	#4 9A619 Military Gas Turbine Engines and Related Commodities
	#5 1A607 Military dissemination "equipment" for riot control agents
	#6 0A606 Ground Vehicles and Related Commodities
	#7 5D002 "Software" as follows (see List of Items Controlled)
	#8 6A003 Cameras
	#9 2B201 Machine tools for Removing Or Cutting Metals
	#10 2B001 Machine tools/Numerical Control Units

Note: ECCN Descriptions have been truncated: please review Commerce Control List for full description

Top Ten ECCNs by Value to United Arab Emirates (\$millions)	
EXCEPTIONS	#1 5A002 Systems/Equip./Integrated Circuits for Info Sec
	#2 blank No ECCN is required for License Exceptions TMP*
	#3 9A610 Military Aircraft and Related Commodities
	#4 9A991 Aircraft N.E.S. and Gas Turbine Engines not Controlled by 9A001 or 9A101...
	#5 9A619 Military Gas Turbine Engines and Related Commodities
	#6 7A103 Instrumentation, Navigation Equip./Systems Not
	#7 3A611 Military Electronics
	#8 7A611 Navigation and Avionics equipment and systems, and "parts,"
	#9 5D002 "Software" as follows (see List of Items Controlled)
	#10 1A006 Disposal of Improvised Explosive Devices

Note: ECCN Descriptions have been truncated: please review Commerce Control List for full description

Top Ten ECCNs by Value to United Arab Emirates (\$millions)	
NLR with ECCN	#1 EAR99 Items subject to the EAR that are not elsewhere controlled
	#2 9A991 Aircraft N.E.S. and Gas Turbine Engines not Controlled by 9A001 or 9A101...
	#3 5A992 Equipment not controlled by 5A002
	#4 7A994 Other Navigation Direction Finding Equip. ... Not Controlled under 7A003
	#5 5A991 Telecommunication Equip. Not Controlled by 5A001
	#6 1A999 Specific Processing Equip., N.E.S
	#7 5D992 "Information Security" "software" not controlled by 5D002
	#8 2B999 Specific Processing Equip., N.E.S.
	#9 1B999 Specific Processing Equip., N.E.S., as Follows (See List of Items Cont...
	#10 4A994 Computers Not Controlled By 4A001 or 4A003

Note: ECCN Descriptions have been truncated: please review Commerce Control List for full description



Top Ten ECCNs to United Arab Emirates by Shipment Count	
LICENSED	#1 3A611 Military Electronics
	#2 9A610 Military Aircraft and Related Commodities
	#3 5A002 Systems/Equip./Integrated Circuits for Info Sec
	#4 0A987 Optical Sighting Devices for Firearms
	#5 9A619 Military Gas Turbine Engines and Related Commodities
	#6 0A606 Ground Vehicles and Related Commodities
	#7 2B350 Chemical Manufacturing Facilities and Equip.
	#8 1A984 Chemical Agents, Including Tear Gas
	#9 0A985 Discharge Type Arms and devices to administer electric shock
	#10 0E604 Technology Required for Items Controlled In 0A604, 0B604 Or 0D604

Note: ECCN Descriptions have been truncated: please review Commerce Control List for full description

Top Ten ECCNs to United Arab Emirates by Shipment Count	
EXCEPTIONS	#1 0A617 Miscellaneous Equip., Materials, and Related Commodities
	#2 0A987 Optical Sighting Devices for Firearms
	#3 3A611 Military Electronics
	#4 9A991 Aircraft N.E.S. and Gas Turbine Engines not Controlled by 9A001 or 9A101...
	#5 EAR99 Items subject to the EAR that are not elsewhere controlled
	#6 5D002 "Sortware" as follows (see List of Items Controlled)
	#7 9A619 Military Gas Turbine Engines and Related Commodities
	#8 7A611 Navigation and Avionics equipment and systems, and "parts,"
	#9 0A606 Ground Vehicles and Related Commodities
	#10 7A103 Instrumentation, Navigation Equip./Systems Not

Note: ECCN Descriptions have been truncated: please review Commerce Control List for full description

Top Ten ECCNs to United Arab Emirates by Shipment Count	
NLR with ECCN	#1 EAR99 Items subject to the EAR that are not elsewhere controlled
	#2 9A991 Aircraft N.E.S. and Gas Turbine Engines not Controlled by 9A001 or 9A101...
	#3 5A992 Equipment not controlled by 5A002
	#4 5A991 Telecommunication Equip. Not Controlled by 5A001
	#5 7A994 Other Navigation Direction Finding Equip. ... Not Controlled under 7A003
	#6 4A994 Computers Not Controlled By 4A001 or 4A003
	#7 2B999 Specific Processing Equip., N.E.S.
	#8 1A995 Protective and Detection Equip.
	#9 8A992 Vessels, Marine Systems or Equip. not Controlled by 8A001 or 8A002...
	#10 1A999 Specific Processing Equip., N.E.S

Note: ECCN Descriptions have been truncated: please review Commerce Control List for full description



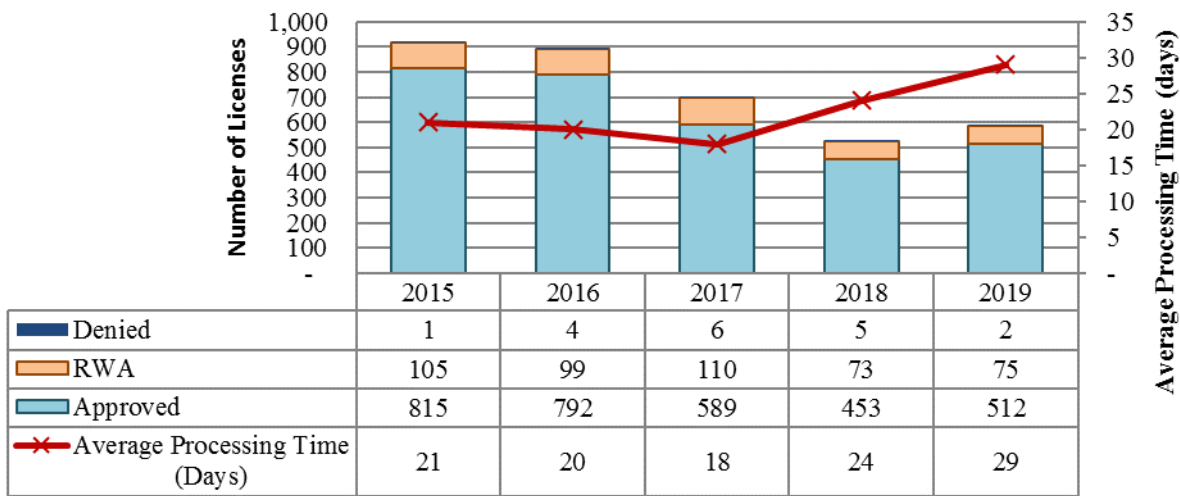
III. BIS Licensing to UAE

In 2019, BIS reviewed 589 export/re-export applications (not including deemed export applications) valued at \$2.7 billion for UAE, out of a total of 32,993 applications worldwide for tangible items, software and technology valued at \$158.8 billion.

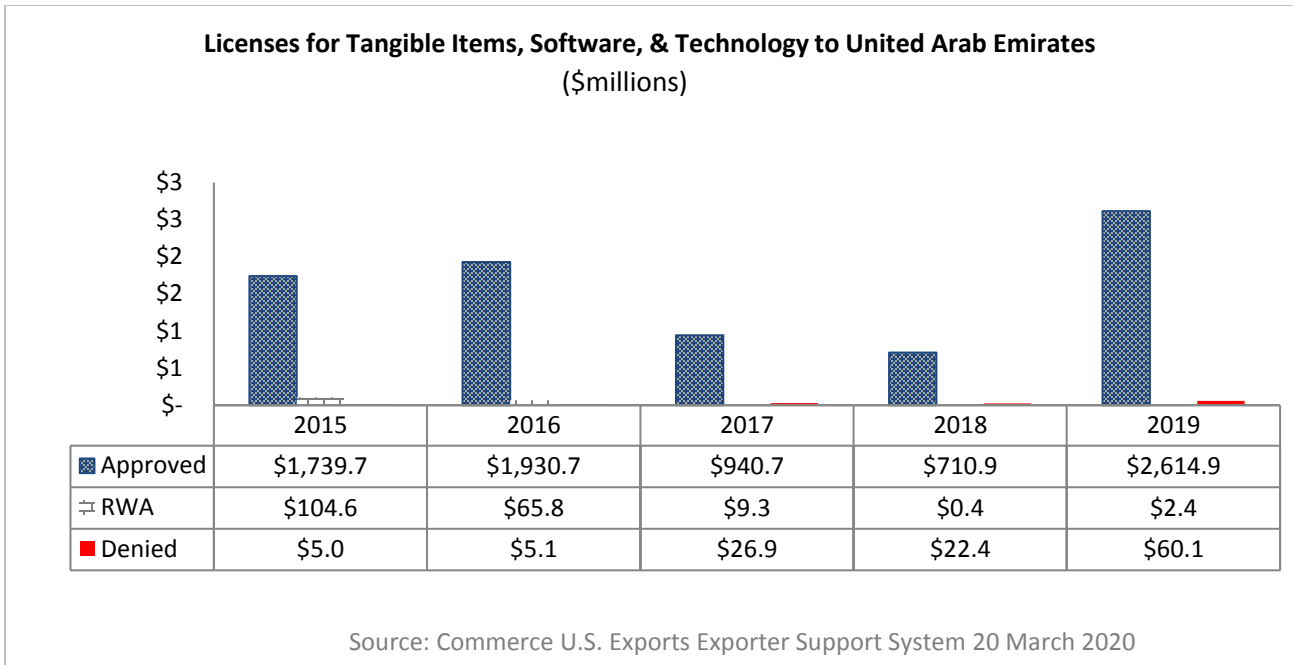
– Approved applications for UAE totaled 512 (86.8% of the total applications) for \$2.6 billion, compared to 28,223 (85.5%) approved for all destinations valued at \$123.0 billion.

In 2019, BIS reviewed one application from UAE national for deemed exports, out of 1,320 1,124 (85.2%) approved to all destinations.

Licenses for Tangible Items, Software and Technology for United Arab Emirates by Count (Excluding Deemed Export) 2015 - 2019



Source: Commerce U.S. Exports Exporter's Support System: August 27, 2020



Top Ten Approved (with deemed) ECCNs to United Arab Emirates by Count

		2015	2016	2017	2018	2019	% of World Total 2019
APPROVED	#1 9A610 Military Aircraft and Related Commodities	337	341	199	123	141	2.8%
	#2 0A987 Optical Sighting Devices for Firearms	24	16	24	37	55	4.4%
	#3 3A611 Military Electronics	37	46	53	43	35	1.5%
	#4 9A619 Military Gas Turbine Engines and Related Commoditi...	66	37	38	28	26	2.3%
	#5 6A003 Cameras	19	11	18	22	25	2.4%
	#6 1A004 Protective and Detection Equip.	25	40	36	28	22	3.3%
	#7 3A981 Polygraphs/Fingerprint Analyzers/Cameras/Equip.	15	8	13	21	21	4.5%
	#8 0A606 Ground Vehicles and Related Commodities	33	27	21	13	19	2.4%
	#9 3D980 Software for Dev/Prod/use of Items In 3A980 ...	5	1	6	12	17	4.5%
	#10 2B350 Chemical Manufacturing Facilities and Equip.	32	35	40	12	17	0.8%

Source: Commerce U.S. Exports Exporter Support System 20 March 2020

Note: ECCN Descriptions have been truncated: please review Commerce Control List for full description

2019 Denied ECCNs for United Arab Emirates

#1	5D992 "Information Security" "software" not controlled by 5D002	1	25.0%
#2	9A610 Military Aircraft and Related Commodities	2	9.5%

Source: Commerce U.S. Exports Exporter Support System 20 March 2020

Note: ECCN Descriptions have been truncated: please review Commerce Control List for full description



Summary of U.S. Exports to United Arab Emirates

Summary of U.S. Exports to United Arab Emirates Calendar Year 2019				
	CY2019	CY2018	% of Total Exports	Percentage Change from previous year
Total Exports	\$20,038,096,190	\$19,511,305,518		2.7%
Subject to ITAR	\$2,134,426,645	\$2,082,089,946	10.7%	2.5%
Subject to Other Gov. Agencies	\$52,278,097	\$192,241,672	0.3%	-72.8%
Detailed Summary of EAR-Controlled Exports				
AES License Type	Description	Value	Percentage of Total	Percentage Description
C30	Licenses	\$141,864,886	100.0%	
VDC	Voluntary Disclosure			
Total of Licensed		\$141,864,886	0.7%	total licensed/total exports
C35	LVS	\$28,015	0.01%	
C36	GBS	\$74,902	0.02%	
C40	TMP	\$119,905,316	37.9%	
C41	RPL	\$68,291,258	21.6%	
C42	GOV	\$3,197,584	1.0%	
C43	GFT	\$7,000	0.002%	
C44	TSU	\$130,315	0.04%	
C46	AVS	\$1,414,654	0.4%	
C50	ENC	\$123,170,640	38.9%	
C53	APP	\$315,534	0.1%	
Total of License Exceptions		\$316,535,218	1.6%	total license exceptions/total exports
			69.1%	total license exceptions/total subject to license requirement
Total subject to license requirement (Licensed and License Exceptions)		\$458,400,104	2.3%	total subject to license requirement/total exports
C33	NLR with an ECCN	\$4,337,412,995	21.6%	NLR with an ECCN/total exports
C60	NLR for .y subparagraph 600-series	\$14,090,607	0.07%	NLR for .y subparagraph 600-series/total exports
Total of NLR		\$4,351,503,602	21.7%	total NLR with an ECCN/total export
Exports not reporting an ECCN		\$13,041,487,742	65.1%	

Source: U.S. Census Bureau, Foreign Trade Division and Automated Export System