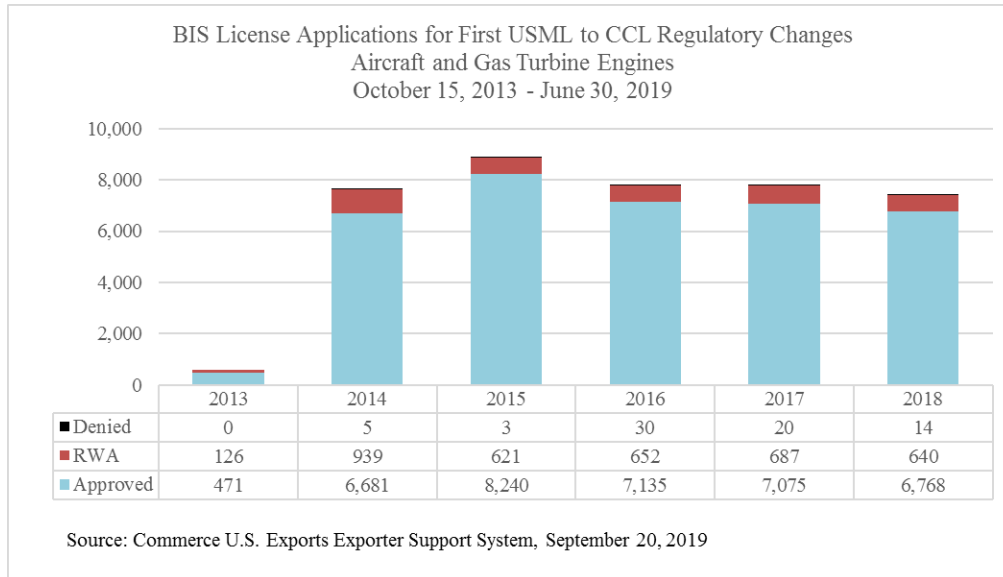


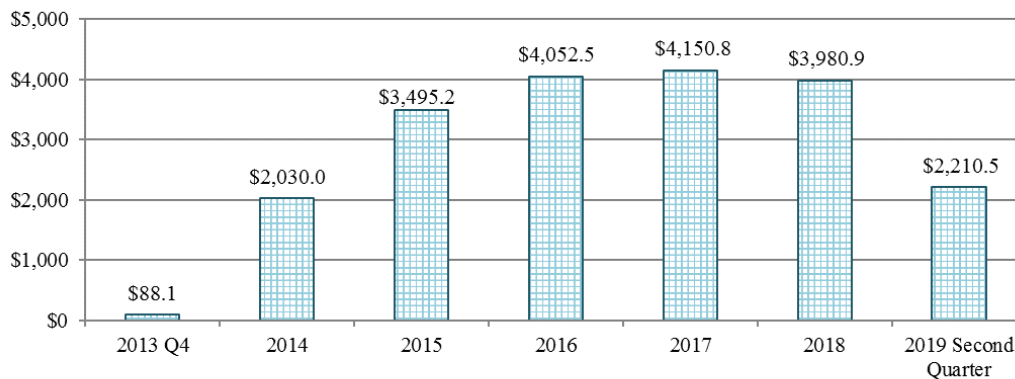
**The First USML to CCL Regulatory Change  
 Aircraft and Gas Turbine Engines  
 October 15, 2013 to June 30, 2019**

Since the first USML to CCL regulatory change became effective on October 15, 2013, BIS has processed a total of 43,682 license for a value of \$121.4 billion for the ten 600-Series items created by this rule. The average number of BIS processed licenses is 633 per month through June 30, 2019. BIS has approved a total of 39,682 licenses for a value of \$112.5 billion and the approval rate is 90.8%.



From October 15, 2013 to June 30, 2019, U.S. exports of items under the first USML to CCL regulatory change – Aircraft and Gas Turbine Engines items (9x610 and 9y619) under BIS jurisdiction totaled 375,053 shipments for \$20.0 billion.

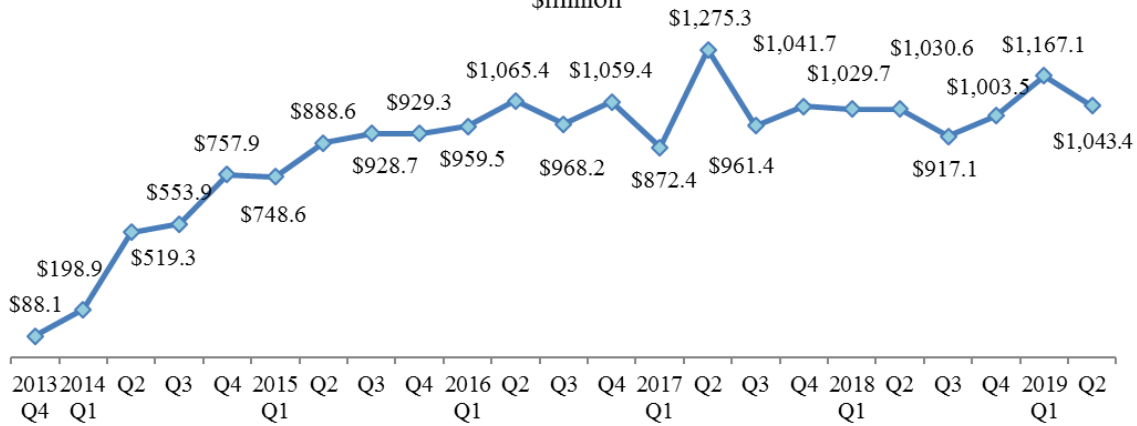
**U.S. Yearly Exports under the First USML to CCL Regulatory Change  
 under BIS Jurisdiction  
 October 15, 2013 to June 30, 2019  
 \$million**



**U.S. Quarterly Exports under the First USML to CCL Regulatory Change  
under BIS Jurisdiction**

October 15, 2013 to June 30, 2019

\$million



Source: Automated Export System, October 22, 2019

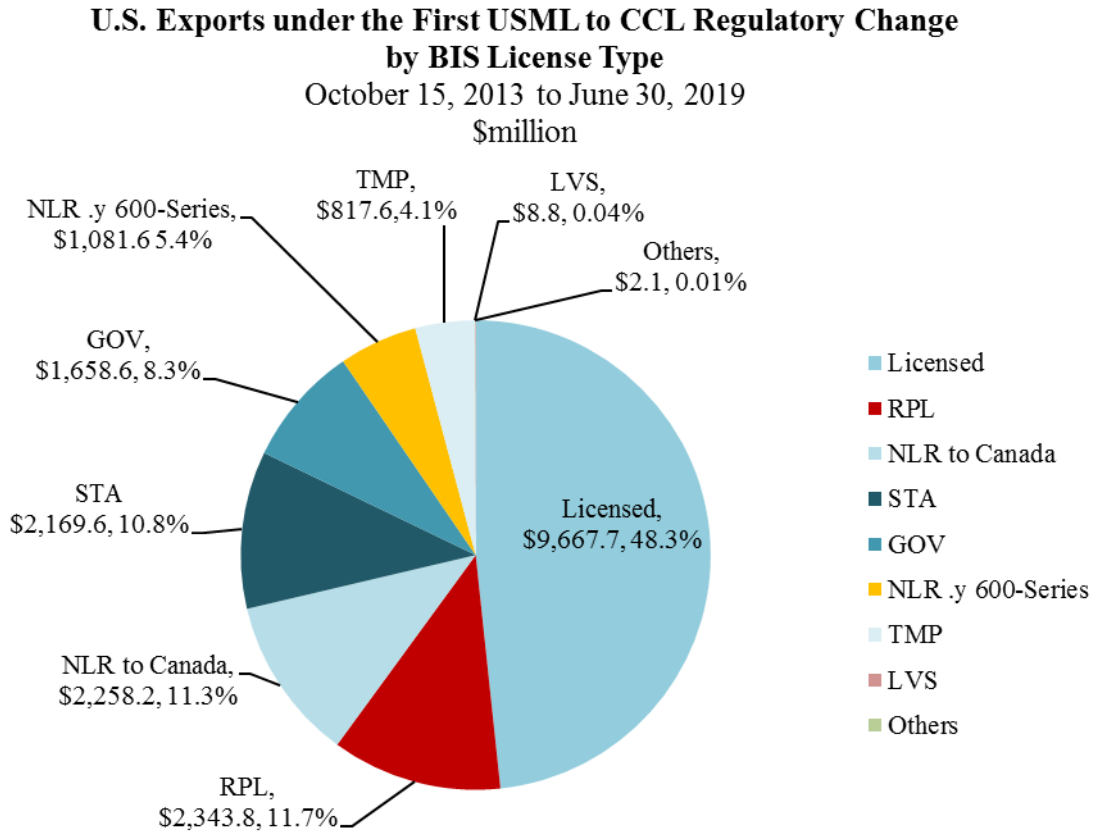
**The First USML to CCL Regulatory Change-Aircraft and Gas Turbines  
Top 15 Destinations of U.S. Exports under BIS Jurisdiction by Value**

October 15, 2013 to June 30, 2019

Country	Shipment Count	% of Total Shipment Count	Value \$million	% of Total Value
Japan	31,576	8.4%	\$3,358.3	16.8%
Canada	28,413	7.6%	\$2,479.2	12.4%
United Kingdom	40,786	10.9%	\$2,141.5	10.7%
South Korea	24,618	6.6%	\$1,474.6	7.4%
Germany	14,330	3.8%	\$814.8	4.1%
Israel	14,658	3.9%	\$738.1	3.7%
Italy	11,320	3.0%	\$646.4	3.2%
United Arab Emirates	15,444	4.1%	\$607.2	3.0%
Taiwan	11,521	3.1%	\$590.4	3.0%
Singapore	19,759	5.3%	\$559.6	2.8%
Spain	11,986	3.2%	\$542.8	2.7%
Saudi Arabia	6,156	1.6%	\$474.9	2.4%
Australia	11,435	3.0%	\$429.4	2.1%
Poland	10,388	2.8%	\$381.5	1.9%
India	3,094	0.8%	\$292.5	1.5%
<b>Top 15 Total</b>	<b>255,484</b>		<b>\$15,531.1</b>	
<b>Top 15 Total/ Grand Total</b>		<b>68.1%</b>		<b>77.6%</b>
<b>Grand Total</b>	<b>375,053</b>		<b>\$20,008.0</b>	

Source: Automated Export System, October 22, 2019

Of the \$20.0 billion in U.S. exports of 600-series items in the first USML to CCL regulatory change under BIS jurisdiction from October 15, 2013 to June 30, 2019, licensed exports totaled \$9.7 billion (48.3% of the total); Servicing and replacement of parts and equipment totaled \$2.3 billion (11.7%) and NLR to Canada totaled \$2.3 billion (11.3%).



Source: Automated Export System, October 22, 2019

**BIS License Exceptions:**

RPL: Servicing and replacement of parts and equipment

STA: Strategic Trade Authorization

NLR: No License Required

GOV: Governments, international organizations, international inspections under the Chemical Weapons Convention, and the International Space Station

TMP: Temporary imports, exports, reexports, and transfers (in-country)

LVS: Shipments of limited value