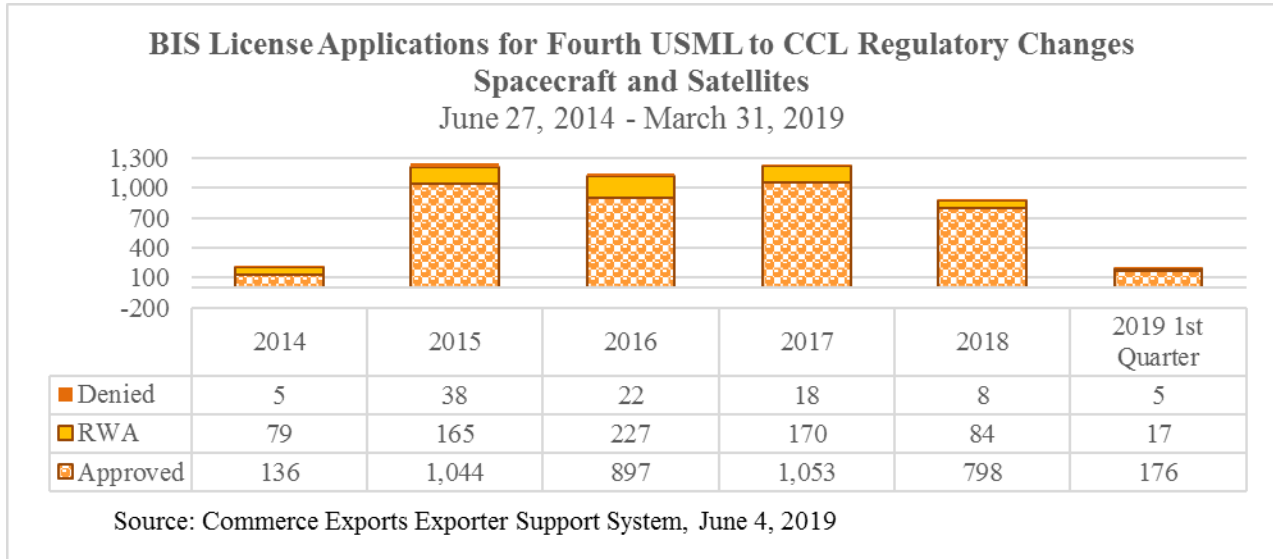


**The Fourth USML to CCL Regulatory Change
 Satellites and Spacecraft**

June 27, 2014 to March 31, 2019

Since the fourth USML to CCL regulatory change became effective on June 27, 2014, BIS has approved a total of 4,099 licenses for a value of \$123.8 billion. The average number of BIS license applications for the four 9x515 items created by this rule is 87 per month through March 10, 2019. The approval rate is 83.0%.

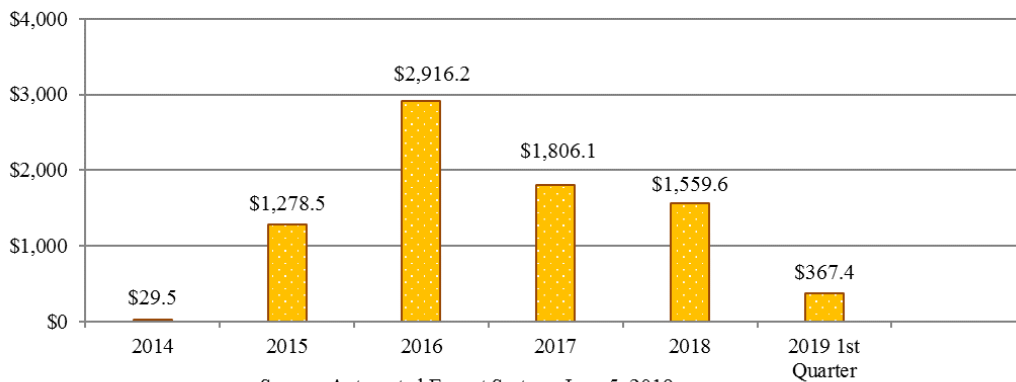


From June 27, 2014 to March 31, 2019, U.S. exports of items under the fourth USML to CCL regulatory change – Spacecraft and Satellites items (9x515) under BIS jurisdiction totaled 15,184 shipments for \$8.0 billion.

**U.S. Exports under the Fourth USML to CCL Regulatory Change
 under BIS Jurisdiction**

June 27, 2014 to March 31, 2019

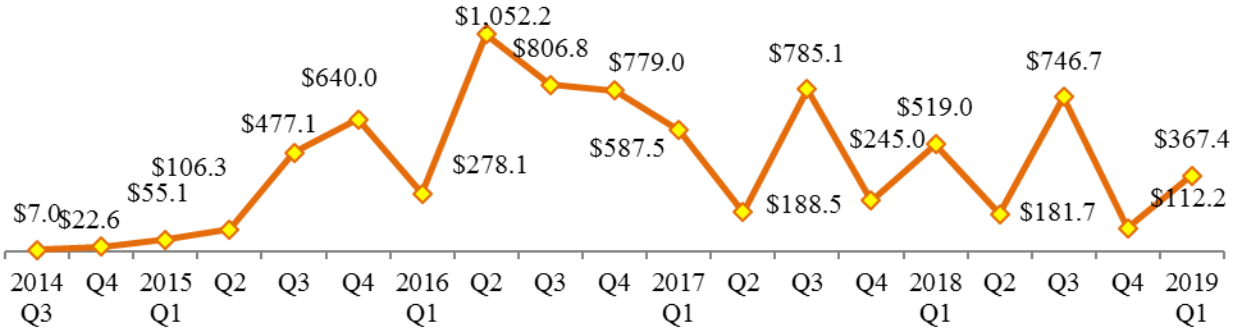
\$million



**U.S. Quarterly Exports under the Fourth USML to CCL Regulatory Change
under BIS Jurisdiction**

June 27, 2014 to March 31, 2019

\$million



Source: Automated Export System, June 4, 2019

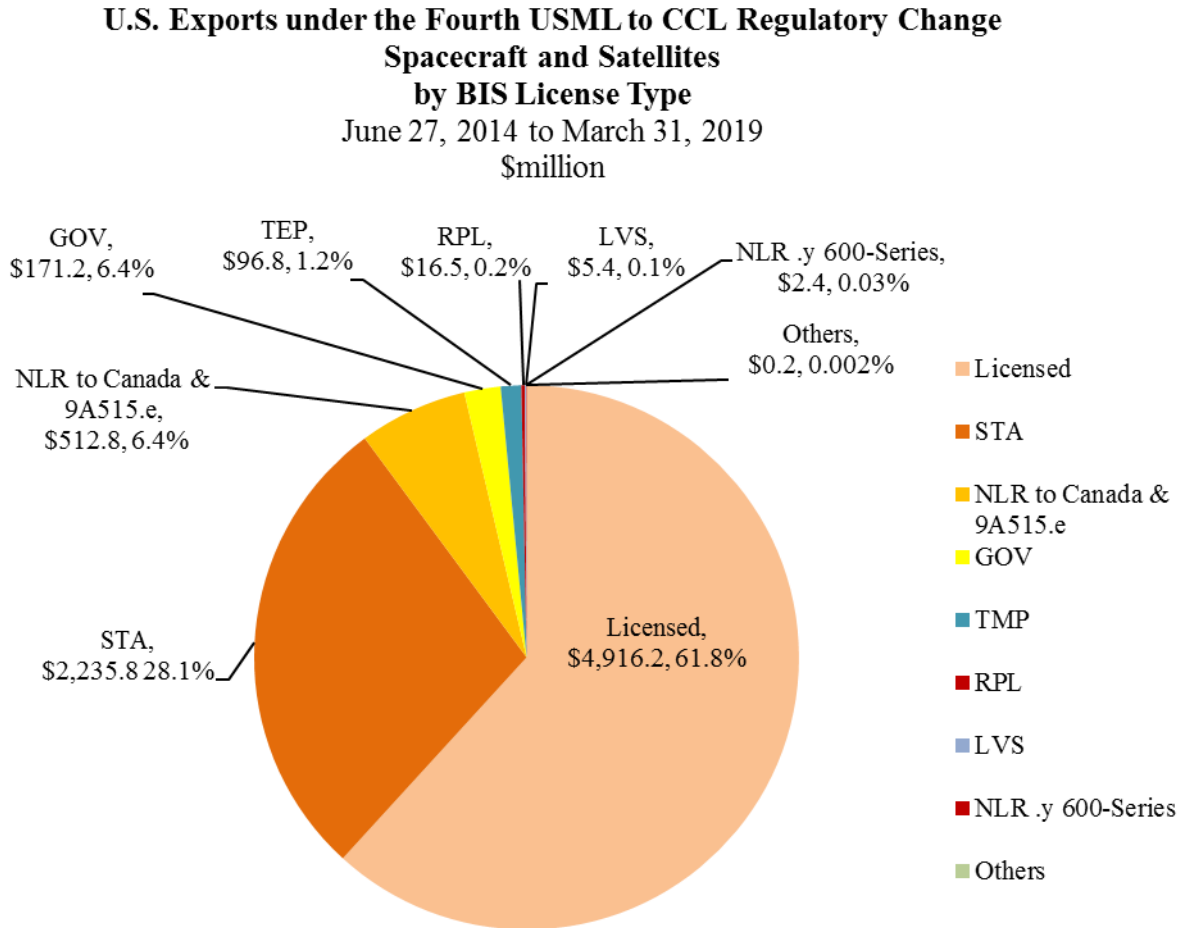
**The Fourth USML to CCL Regulatory Change-Satellite
Top 15 Destinations of U.S. Exports under BIS Jurisdiction by Value
June 27, 2014 to March 31, 2019**

Country	Shipment Count	% of Total Shipment Count	Value \$million	% of Total Value
France	1,900	12.5%	\$1,672.8	21.0%
French Guiana	60	0.4%	\$1,629.8	20.5%
Japan	1,981	13.0%	\$759.7	9.5%
Kazakhstan	5	0.0%	\$442.2	5.6%
Brazil	15	0.1%	\$332.1	4.2%
United Kingdom	1,439	9.5%	\$328.4	4.1%
Mexico	75	0.5%	\$293.5	3.7%
Australia	143	0.9%	\$246.0	3.1%
Saudi Arabia	12	0.1%	\$231.6	2.9%
Spain	1,230	8.1%	\$213.7	2.7%
Hong Kong	35	0.2%	\$166.0	2.1%
Italy	865	5.7%	\$160.5	2.0%
Germany	2,573	16.9%	\$158.8	2.0%
India	548	3.6%	\$137.6	1.7%
Panama	1	0.01%	\$131.6	1.7%
Top 15 Total	10,882		\$6,904.2	
Top 15 Total/Grand Total		71.7%		86.8%
Grand Total	15,184		\$7,957.3	

Note: The Guiana Space Center, run by France and European Union, is located in French Guiana.

Source: Automated Export System, June 5, 2019

Of the \$8.0 billion in U.S. exports of 9x515 items in the fourth USML to CCL regulatory change under BIS jurisdiction from June 27, 2014 to March 31, 2019, licensed exports totaled \$4.9 billion (61.8% of the total); Strategic Trade Authorization (STA) totaled \$2.2 billion (28.71%); and No License Required (NLR) to Canada and 9A515.e items to all other destinations totaled \$512.8 million (6.4%).



Source: Automated Export System, June 4, 2019

BIS License Exceptions:

STA: Strategic Trade Authorization

NLR: No License Required

TMP: Temporary imports, exports, reexports, and transfers (in-country)

GOV: Governments, international organizations, international inspections under the Chemical Weapons Convention and the International Space Station

RPL: Servicing and replacement of parts and equipment

LVS: Shipments of limited value