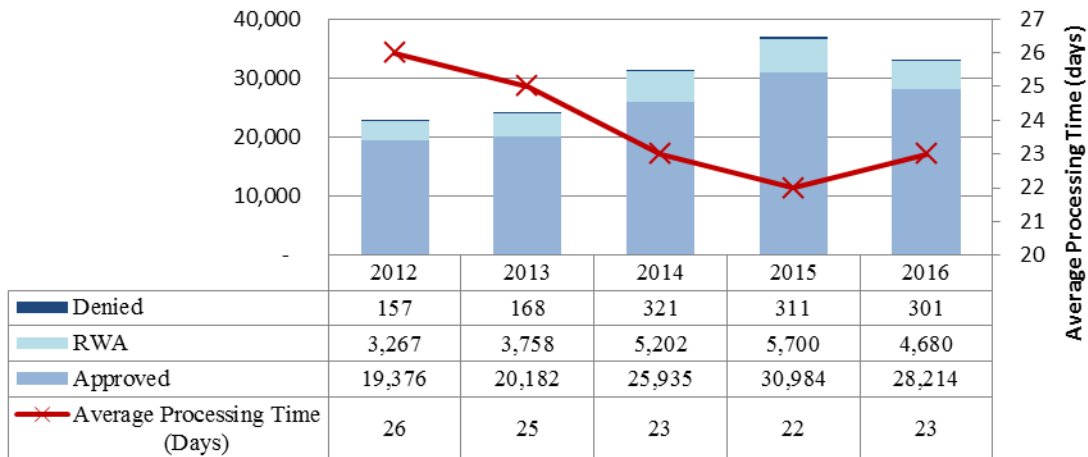


Statistics of 2016 BIS License Authorization

In 2016, BIS reviewed 33,195 license applications for tangible items, software and technology, a decrease of 10.3% from 2015¹.

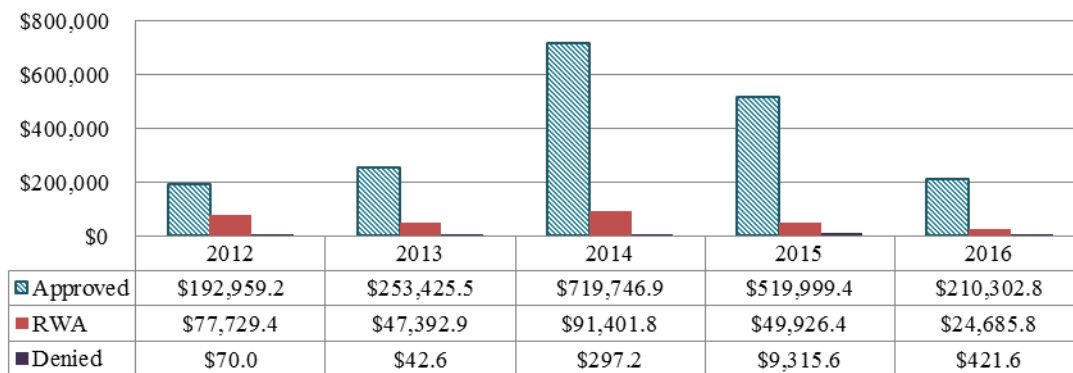
- The approved rate was 85.0%.
- Return without action rate was 14.1%.
- Denied rate was 0.9%.
- The average license processing time was 23 days, one day more than 22 days in 2015.

**BIS Licenses for Tangible Items, Software and Technology for the World
by Count 2012-2016**



Source: Commerce U.S. Exports Exporter Support System, April 2017

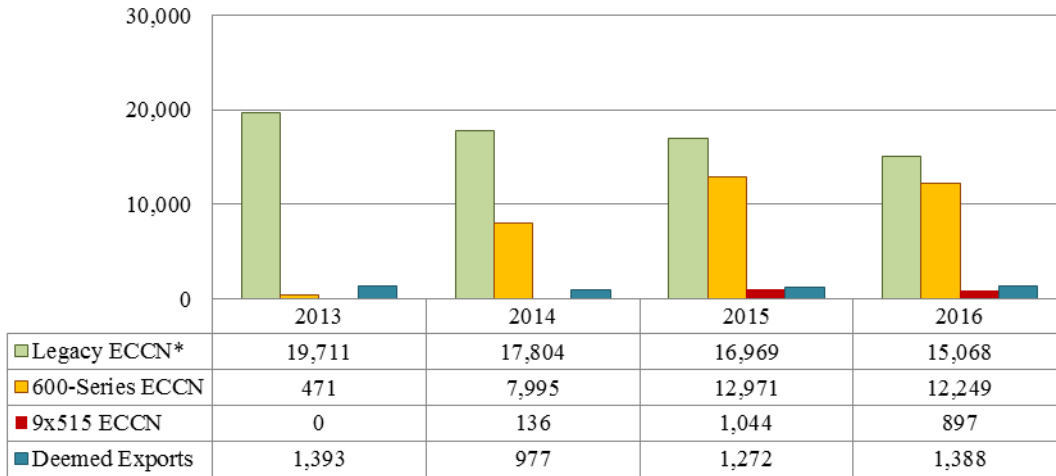
**BIS Licenses for Tangible Items, Software and Technology for the World
by Value 2012-2016
Smillion**



Source: Commerce U.S. Exports Exporter Support System, April 2017

¹ 2015 data was revised from the prior year's published report on this website.

**Overview of BIS Approved Licenses
2013-2016**



Source: Commerce U.S. Exports Exporter Support System, April 2017

Note: Legacy ECCNs include all ECCNs on the Commerce Control List but 600-Series and 9x515 ECCNs that are created under the modernization of the U.S. Export Control System since 2013.

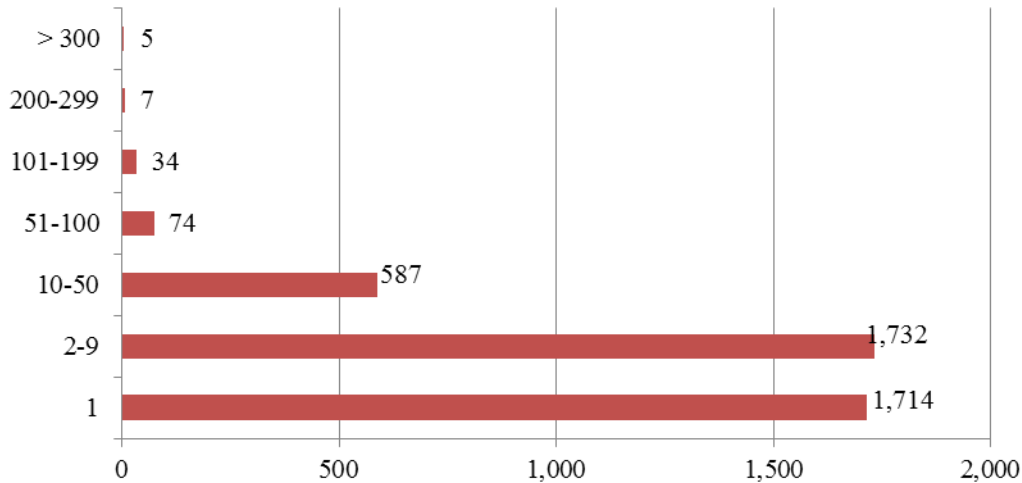
2016 Top Ten Countries for Approved Licenses by Counts

Countries	Total Applications	Approved for Tangible Items, Software & Technology	Country Approved Total/ World Approved Total	Approved for Deemed Exports	Country Approved Total/ World Approved Total
China	3,907	2,528	9.0%	809	58.3%
Japan	2,181	1,929	6.8%	8	0.6%
United Kingdom	1,860	1,607	5.7%	28	2.0%
India	1,492	1,184	4.2%	50	3.6%
South Korea	1,281	1,072	3.8%	6	0.4%
Israel	1,224	1,051	3.7%	0	0.0%
Brazil	1,041	978	3.5%	3	0.2%
Germany	1,116	935	3.3%	8	0.6%
Taiwan	1,037	921	3.3%	2	0.1%
United Arab Emirates	897	793	2.8%	1	0.1%
Top Ten Total	16,036	12,998	46.1%	915	65.9%
World total	34,682	28,214		1,388	

Source: Commerce U.S. Exports Exporter Support System, April 2017

In 2016, 4,153 companies submitted a total of 34,682 applications for tangible items, software and technology (33,195 and Deemed Exports (1,487). 1,714 companies applied for only one license and 1,732 companies applied for two to nine licenses, together representing 83.0% of the total applications.

of Companies by # of License Applications 2016



Source: Commerce US Exports Exporter Support System, April 2016

2016 Top Ten ECCNs for Approved Licenses by Count	
ECCN	Descriptions
9A610	Military aircraft and related commodities
3A611	Military electronics
2B350	Chemical manufacturing facilities and equipment
9A619	Military gas turbine engines and related commodities
5A002	"Information security" systems, equipment and components
5D002	Software for information security
9E610	Technology "required" for the "development," "production," operation, installation, maintenance, repair, overhaul, or refurbishing of military aircraft and related commodities controlled by 9A610, equipment controlled by 9B610, materials controlled by 9C610 or software controlled by 9D610
3A001	Electronic components and specially designed components
0A987	Optical sighting devices for firearms
3E001	"Technology" according to the General Technology Note for the "development" or "production" of equipment or materials controlled by 3A (except 3A292, 3A980, 3A981, 3A991, 3A992, or 3A999), 3B (except 3B991 or 3B992) or 3C (except 3C992).

Source: Commerce US Exports Exporter Support System, April 2017