

## **BIS Licensing of 600-Series, 9x515, and Firearms Items**

Since October 15, 2013, certain items that were determined not to warrant control on the United States Munitions List (USML) have moved to the Commerce Control List (CCL), creating 600-series ECCNs, 9x515 ECCNs for Spacecrafts and Satellites, and ECCNs for firearms items.

From October 15, 2013 to December 31, 2022, BIS has processed a total of 148,073<sup>1</sup> applications for 600-series, 9x515 and Firearms items. Of these, 116,766 applications were for 600-series items, 7,842 were for 9x515 items and 23,465 were for Firearms items.

Of 116,766 applications for 600-series items:

- Approved applications were 105,351, 90.2% of the total;
- Returned without action (RWA) applications were 10,923, 9.4% of the total; and
- Denied applications were 356, 0.3% of the total.
- Revoked applications were 136, 0.1% of the total.

Of 7,842 applications for 9x515 items:

- Approved applications were 6,271, 85.7% of the total;
- RWA applications were 986, 12.6% of the total; and
- Denied applications were 96, 1.2% of the total.
- Revoked applications were 39, 0.5% of the total.

Of 23,465 applications for Firearms items:

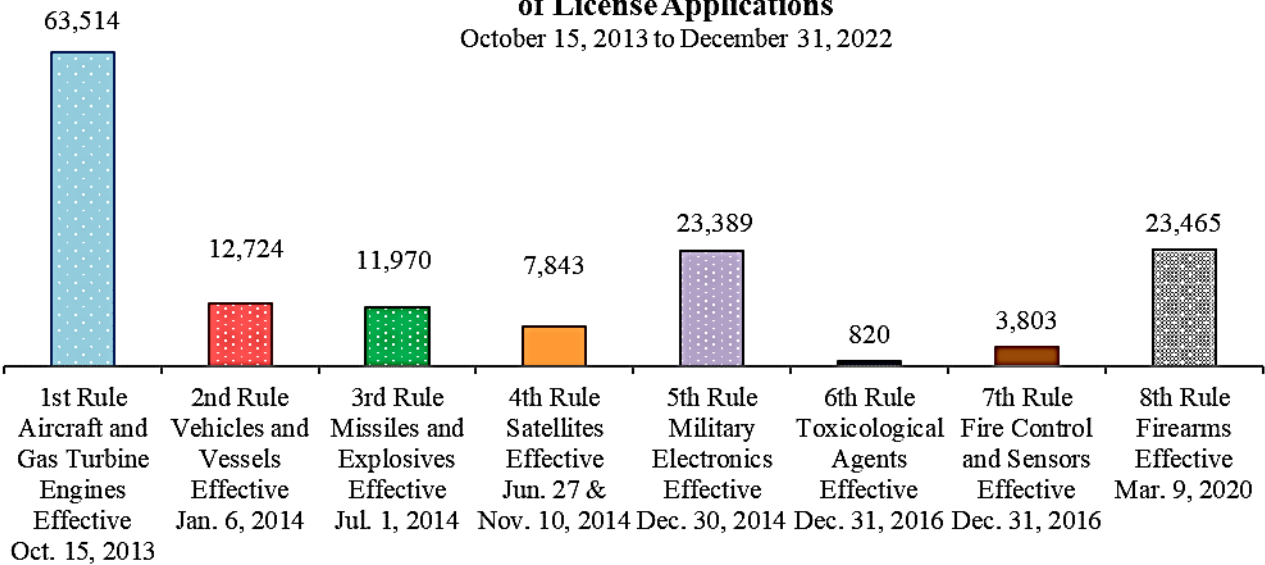
- Approved applications were 22,010, 93.8% of the total;
- RWA were 1,242, 5.3% of the total; and
- Denied applications were 137, 0.6% of the total.
- Revoked applications were 76, 0.3% of the total.

---

<sup>1</sup> Note: This number for the total applications is slightly smaller than the sum of all applications by each rule because license applications containing multiple ECCNs may be associated with more than one regulatory change. For instance, a single application containing 9A610 and 0A606 items would be counted in both the 1<sup>st</sup> rule column and the 2<sup>nd</sup> rule column.

### BIS License Applications for 600 Series, 9x515 and Firearms Items by Number of License Applications

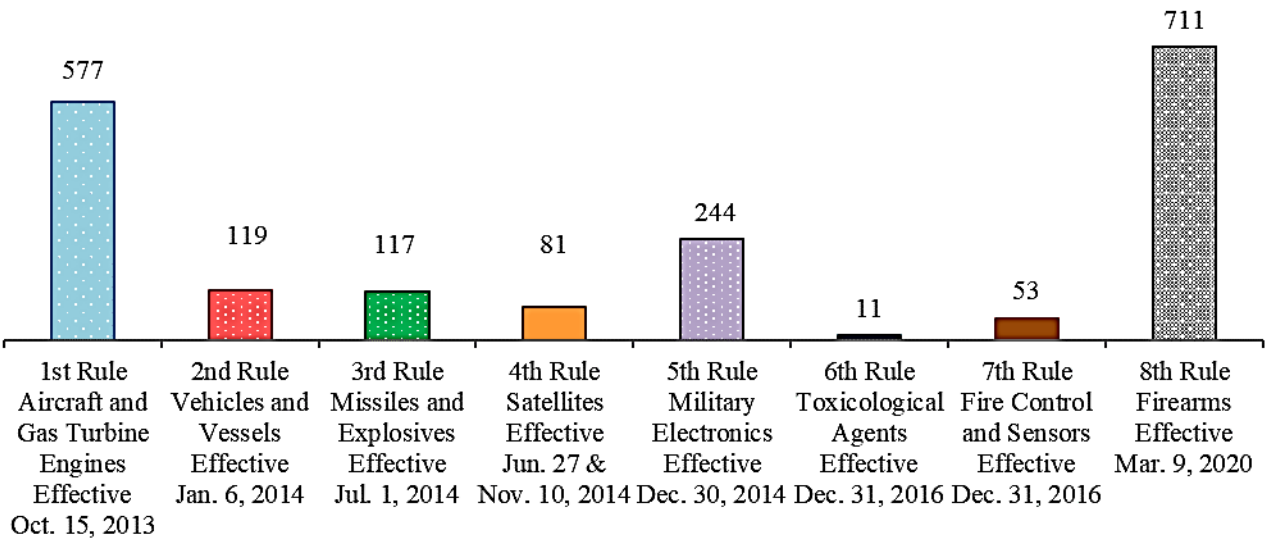
October 15, 2013 to December 31, 2022



Source: Commerce U.S. Exports Exporter Support System, retrieved on September 13, 2023

### BIS Average Monthly Applications for USML to CCL Regulatory Changes

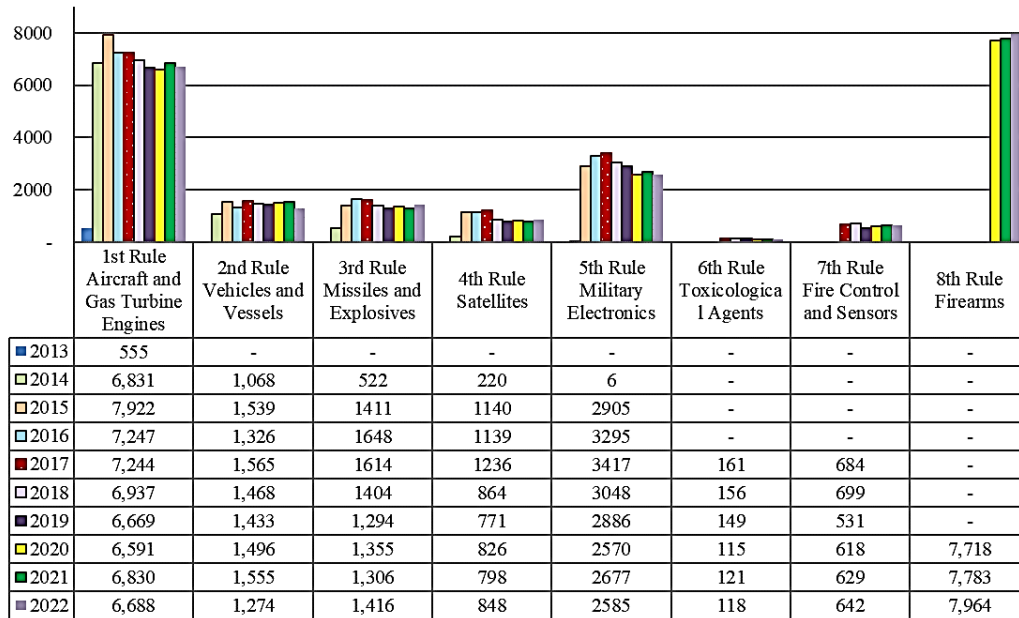
October 15, 2013 to December 31, 2022



Source: Commerce U.S. Exports Exporter Support System, retrieved on September 13, 2023

**BIS License Applications for 600-Series, 9x515 and Firearms Items  
by Year**

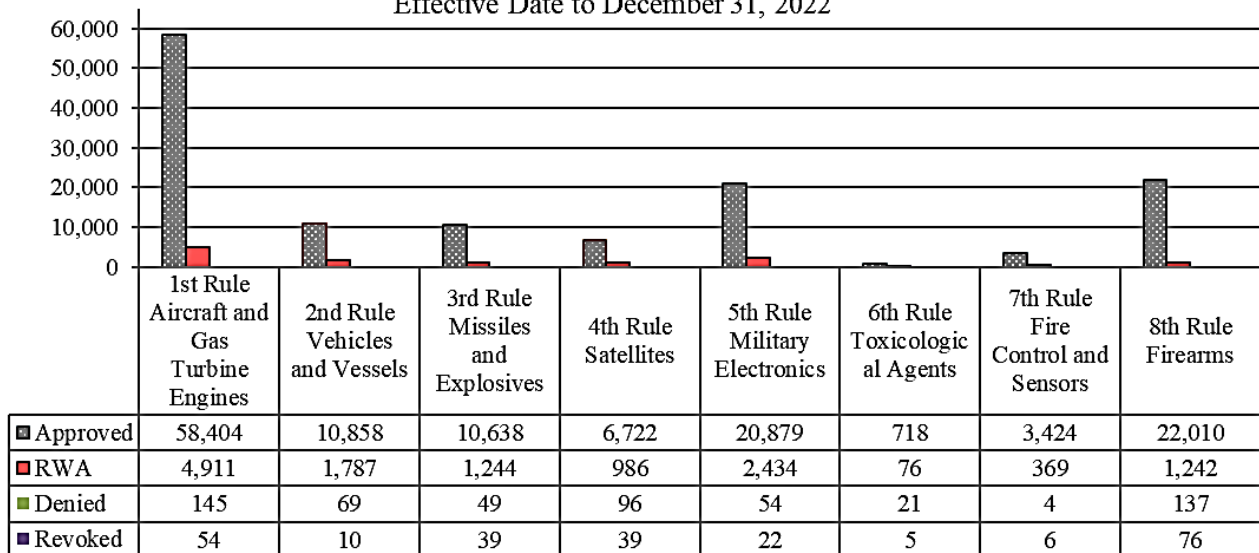
Effective Date to December 31, 2022



Source: Commerce U.S. Exports Exporter Support System, September 13, 2023

**BIS License Applications for 600-Series, 9x515 and Firearm Items  
by Decisions**

Effective Date to December 31, 2022



Source: Commerce U.S. Exports Exporter Support System, September 13, 2023

From October 15, 2013 to December 31, 2022, BIS processed applications for 600-series, 9x515 and Firearms items for a total value of \$369.6 billion.<sup>2</sup> Of these, \$272.7 billion were for 600-series items, \$34.6 billion for 9x515 items, and \$32.2 billion for Firearms items.

Of \$272.7 billion for 600-series items:

- Approved applications valued at \$252.4 billion, 92.5% of the total application value;
- Returned without action (RWA) valued at \$19.3 billion, 7.1% of the total; and
- Denied applications valued at \$973.6 million, 0.4% of the total.
- Revoked applications valued at \$116.2 million, 0.04% of the total.

Of \$34.6 billion for 9x515 items:

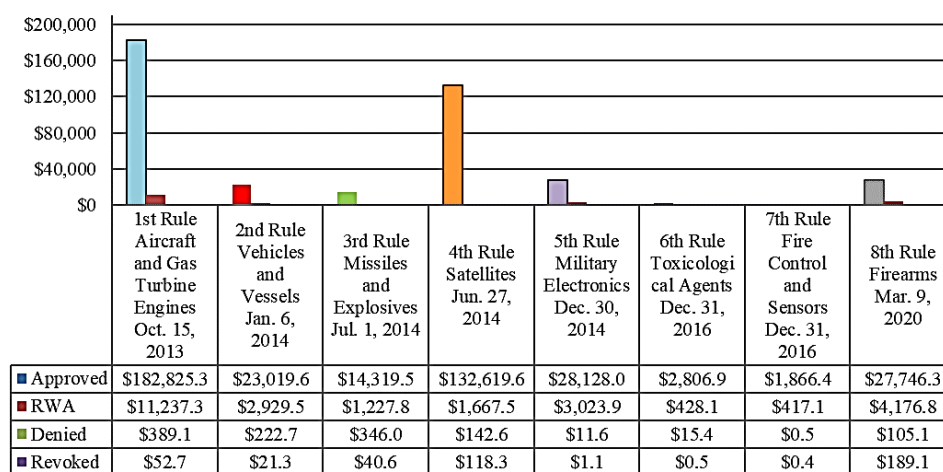
- Approved applications valued at \$32.6 billion, 94.4% of the total application value;
- Returned without action (RWA) valued at \$1.7 billion, 4.8% of the total; and
- Denied applications valued at \$142.6 million, 0.4% of the total.
- Revoked applications valued at \$118.3 million, 0.3% of the total.

Of \$32.2 billion for Firearms items:

- Approved applications valued at \$27.7 billion, 86.1% of the total application value;
- Returned without action (RWA) valued at \$4.2 billion, 13.0% of the total; and
- Revoked applications valued at \$189.1 million, 0.6% of the total.
- Denied applications valued at \$105.1 million, 0.3% of the total.

**BIS License Applications for 600-Series, 9x515 and Firearms Items  
by Value**

Effective Date to December 31, 2022  
\$million

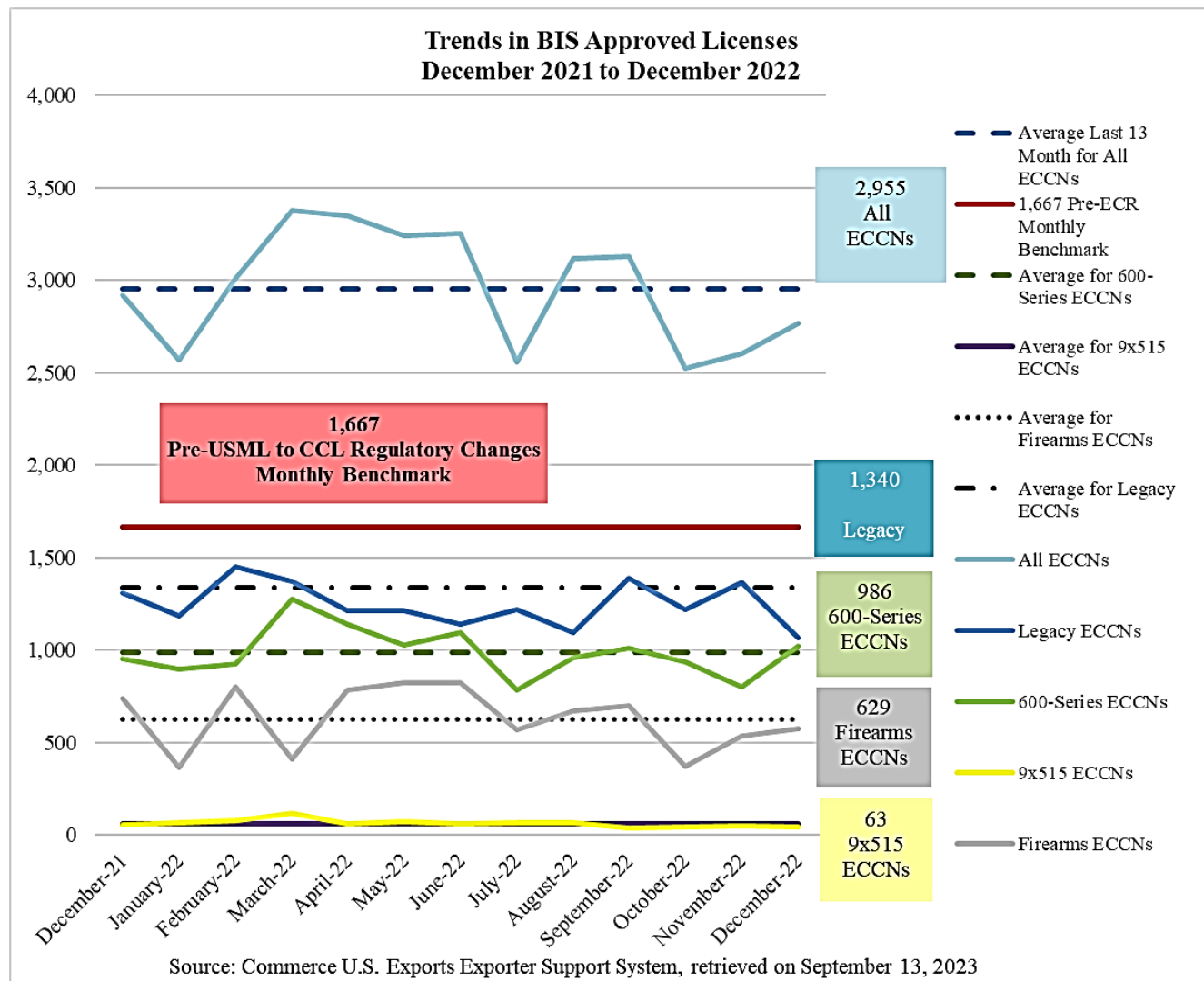


Source: Commerce U.S. Exports Exporter Support System, September 13, 2023

<sup>2</sup> This report accounts for the application value of the ECCN, not the value of the entire license application. For example, if a license application contained one ECCN associated with 2<sup>nd</sup> Rule Vehicles and Vessels and three unrelated ECCNs, then only the value associated with the 2<sup>nd</sup> Rule ECCN was counted.

In the last 13 months from December 1, 2021 to December 31, 2022, the average monthly BIS license approvals for all ECCNs are 2,955, indicating an increase of 77.3% from the average monthly approvals of 1,667 during the 13 months prior to the first regulatory change from the USML to the CCL that became effective on October 15, 2013:

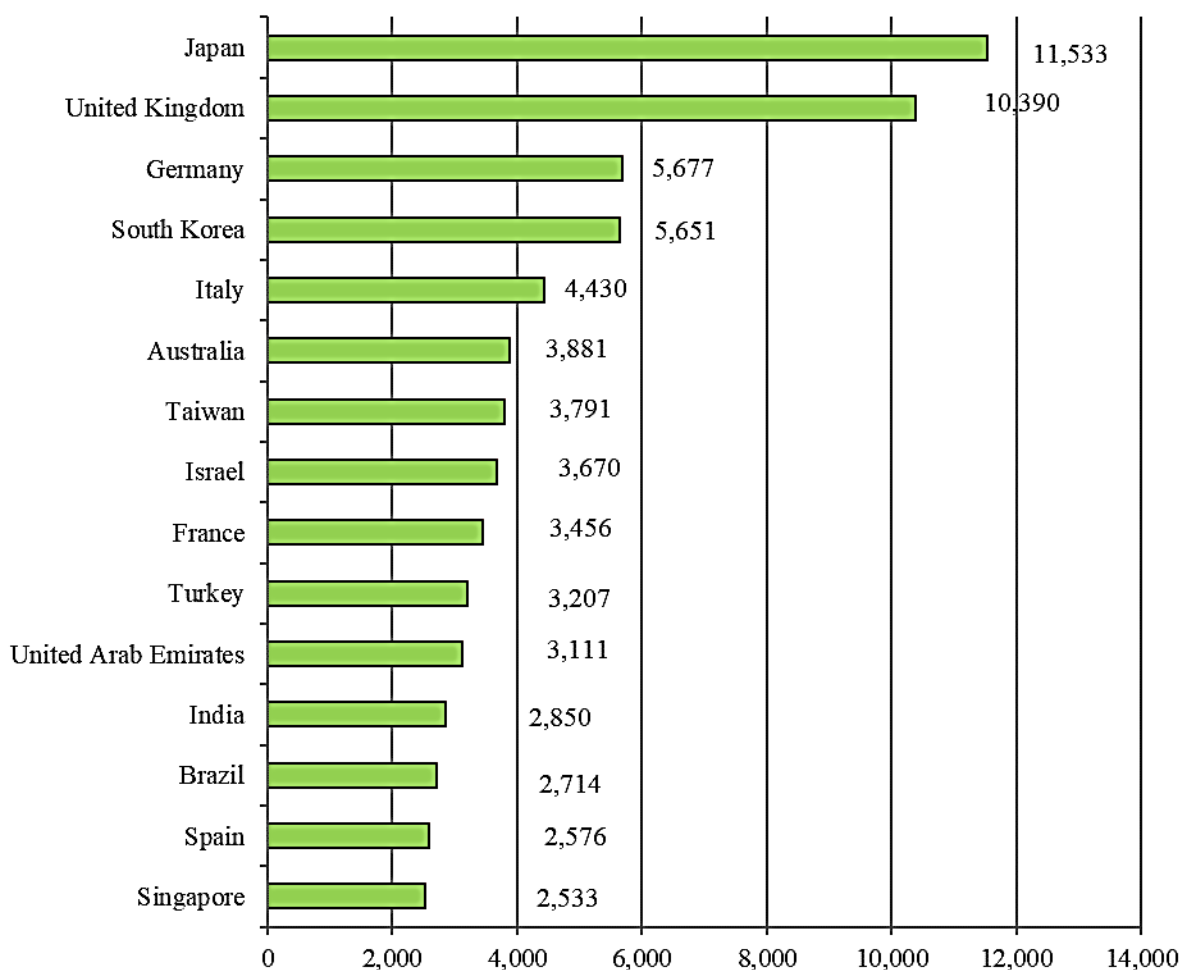
- For 600-Series items, the average monthly license approvals are 986;
- For 9x515 items, the average monthly license approvals are 63;
- For Firearms items, the average monthly license approvals are 629; and
- For legacy ECCNs, the average monthly license approvals are 1,340.



# I. Top Destinations and Top ECCNs of BIS Approved Licenses for 600-Series Items

Of the total 105,351 BIS approved licenses for 600-series items from October 15, 2013 to December 31, 2022, 69,470 (65.9% of the total approved licenses) were issued for exports to the top 15 destinations by license count. The top destinations were Japan with 11,533 approved licenses (11.0% of the total); the United Kingdom with 10,390 (9.9%), and Germany with 5,677 (5.4%).

**Top Fifteen Destinations of BIS Approved Licenses  
for 600-Series Items by License Count**  
October 15, 2013 to December 31, 2022

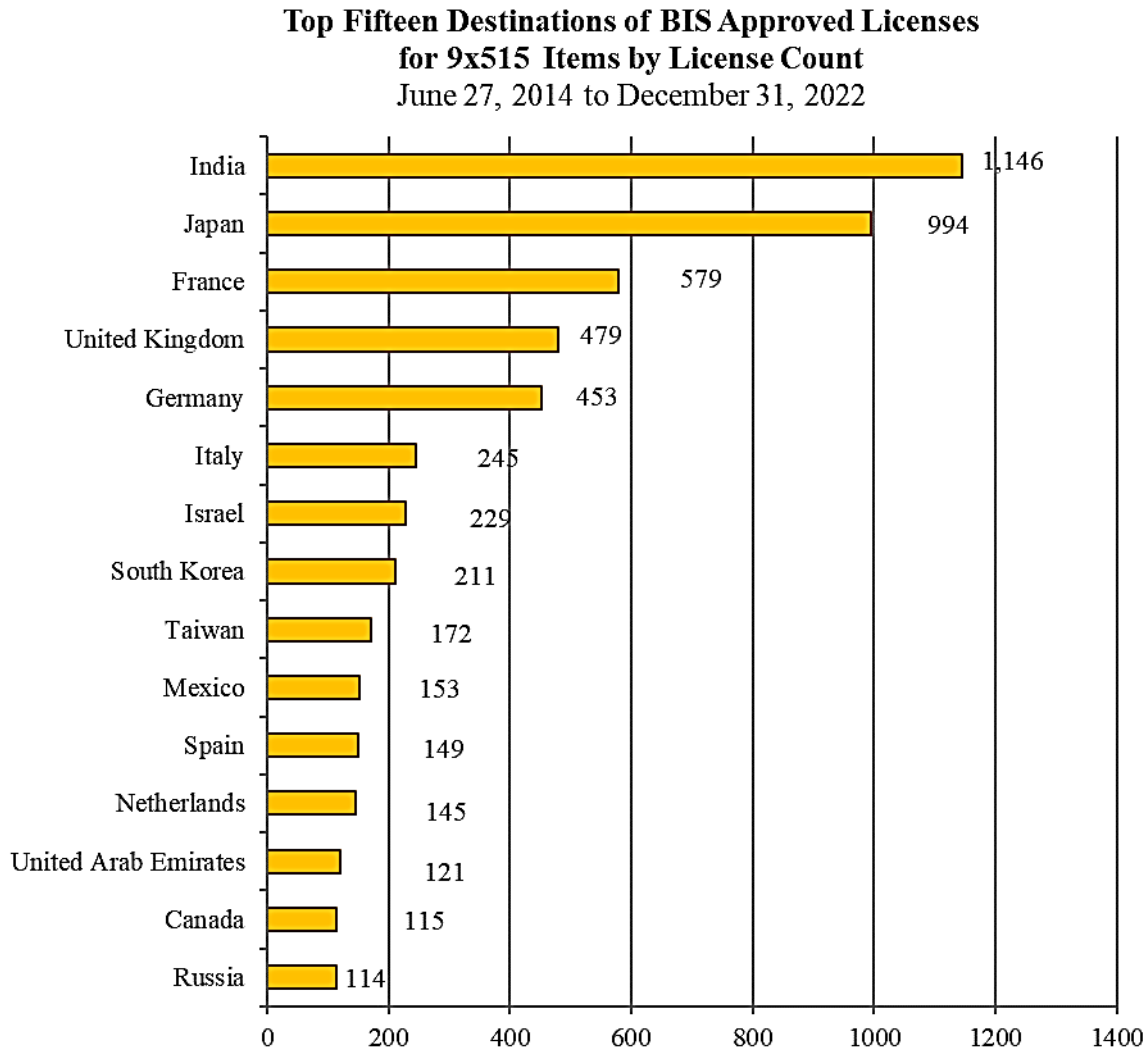


Source: Commerce U.S. Exports Exporter Support System, September 13, 2023

<b>Top Ten Approved ECCNs for 600-Series Items by License Count</b> October 15, 2013 - December 31, 2022			
<b>ECCN</b>	<b>Description</b>	<b>Total Approved</b>	<b>Value \$million</b>
9A610	Military aircraft and related commodities	46,303	\$106,277.0
3A611	Military electronics	18,334	\$26,261.7
0A606	Ground vehicles and related commodities	7,682	\$20,759.7
9A619	Military gas turbine engines and related commodities	6,689	\$58,379.6
1A613	Armored and protective "equipment" and related commodities	3,220	\$6,590.4
9A604	Commodities related to launch vehicles, missiles, and rockets	2,952	\$3,273.6
7A611	Military fire control, laser, imaging, and guidance equipment, as follows (see List of Items Controlled).	2,573	\$1,510.1
9E619	Technology "required" for the "development," "production," operation, installation, maintenance, repair, overhaul, or refurbishment of military gas turbine engines and related commodities controlled by 9A619, equipment controlled by 0B619, materials controlled by 9C619, or software controlled by 9D619.	2,086	\$400.9
3E611	Technology "required" for military electronics	1,818	\$390.1
9B610	Test, inspection, and production "equipment" and related commodities "specially designed" for the "development" or "production" of commodities enumerated in ECCN 9A610 or USML Category VIII	1,712	\$13,524.3
Source: Commerce U.S. Exports Exporter Support System, retrieved on September 13, 2023			

## II. Top Destinations of Approved Licenses for 9x515 Items

Of the total of 6,721 BIS approved licenses for 9x515 items from June 27, 2014 to December 31, 2022, 5,305 (78.9% of the total approved licenses) were issued for exports to the top 15 destinations by license count. The top destinations were India with 1,146 approved licenses (17.1% of the total); Japan with 994 approvals (14.8%), and France with 579 approvals (8.6%).<sup>3</sup>



Source: Commerce U.S. Exports Exporter Support System, September 13, 2023

<sup>3</sup> 34 License for 9x515 items to Russia have been revoked.