

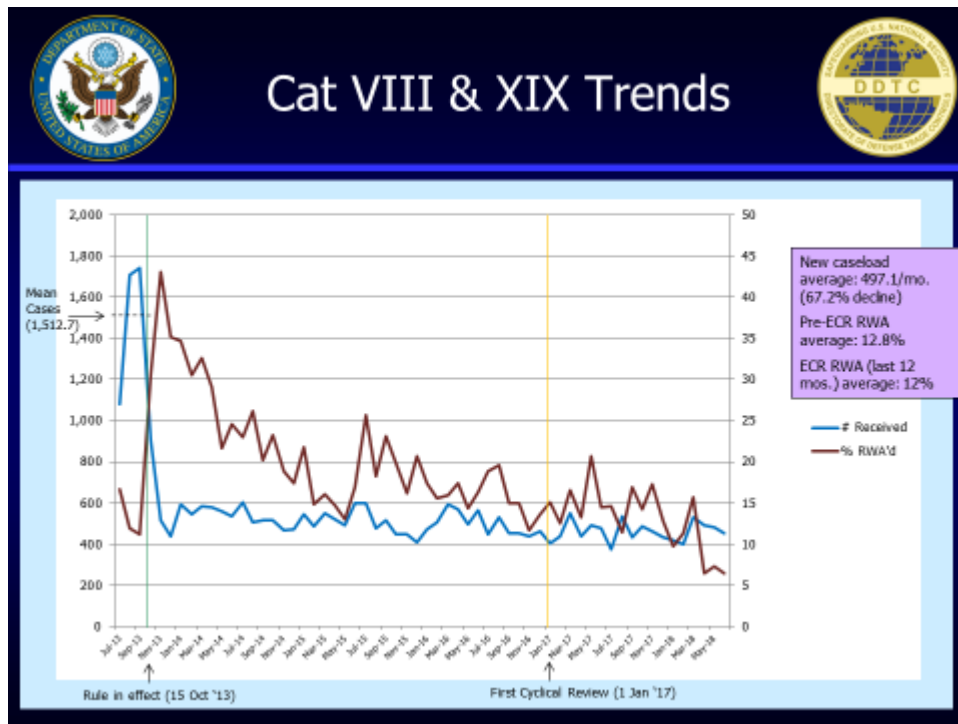
## License Applications and Exports

### The First USML to CCL Regulatory Change

#### Aircraft and Gas Turbine Engines

October 15, 2013 to June 30, 2018

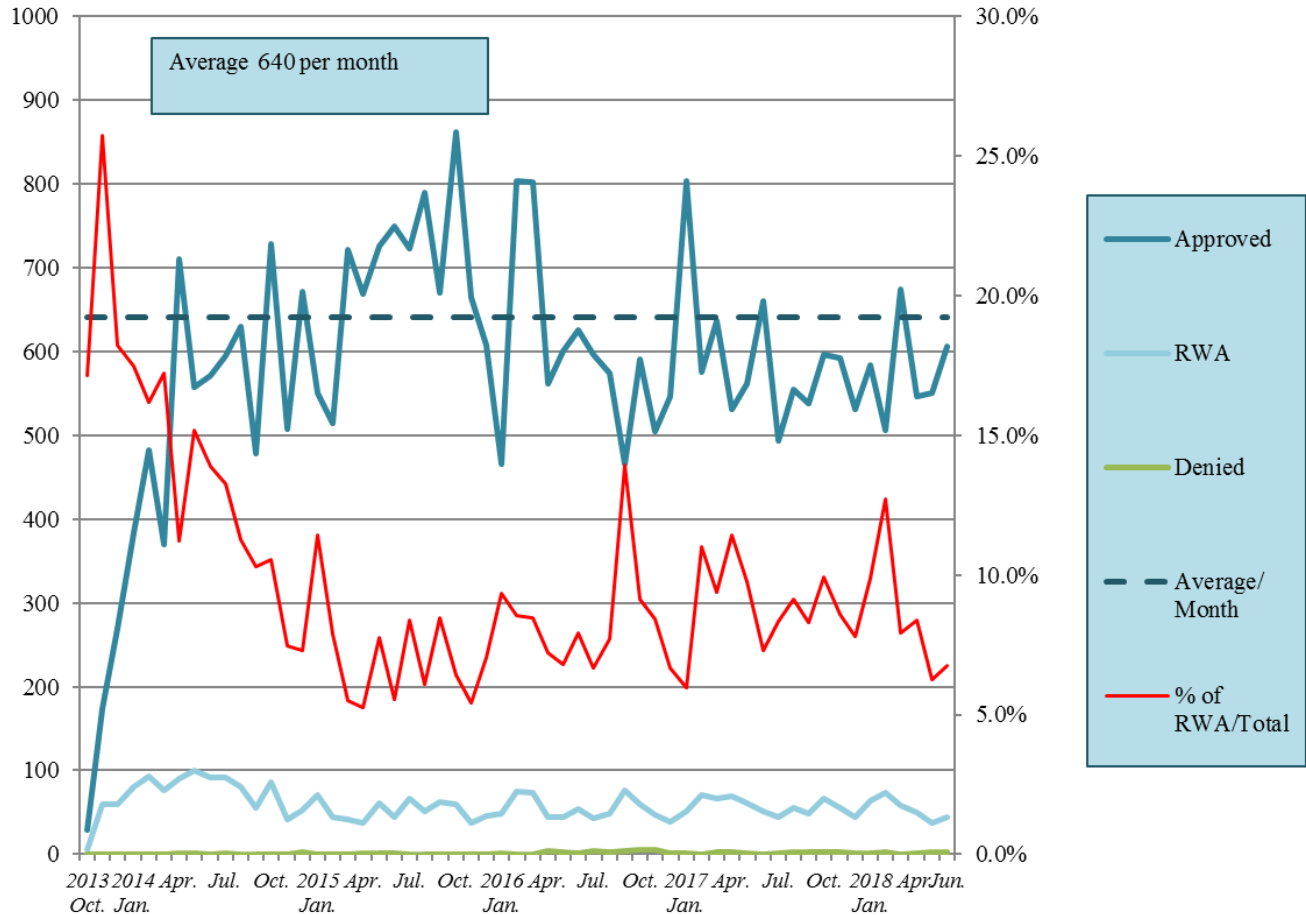
The license applications for items in categories VIII (Aircraft) and XIX (Gas Turbine Engines) of the United States Munitions List (USML) have declined 67.2% from an average of 1,513 to 497 per month through June 30, 2018. The average monthly drop of 1,016 in license applications is the result of certain items transitioning to the Commerce Control List (CCL).



Source: The Directorate of Defense Trade Controls of the U.S. Department of State, July 25, 2018

Since the first USML to CCL regulatory change became effective on October 15, 2013, the average number of BIS processed licenses for the ten 600-Series items created by this rule is 640 per month through June 30, 2018. The approval rate is 90.6%.

**BIS License Processing for the First USML to CCL Regulatory Change**  
 October 15, 2013 to June 30, 2018

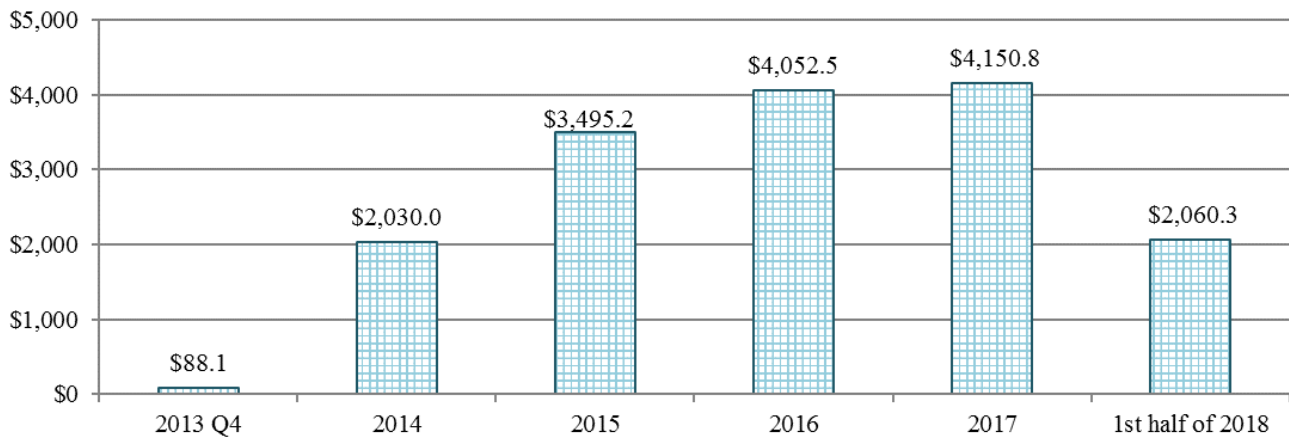


Source: Commerce U.S. Exports Exporter Support System, July 25, 2018

From October 15, 2013 to June 30, 2018, U.S. exports of items under the first USML to CCL regulatory change – Aircraft and Gas Turbine Engines items (9x610 and 9y619) under BIS jurisdiction totaled 301,802 shipments for \$15.9 billion.

**U.S. Yearly Exports under the First USML to CCL Regulatory Change  
 under BIS Jurisdiction**

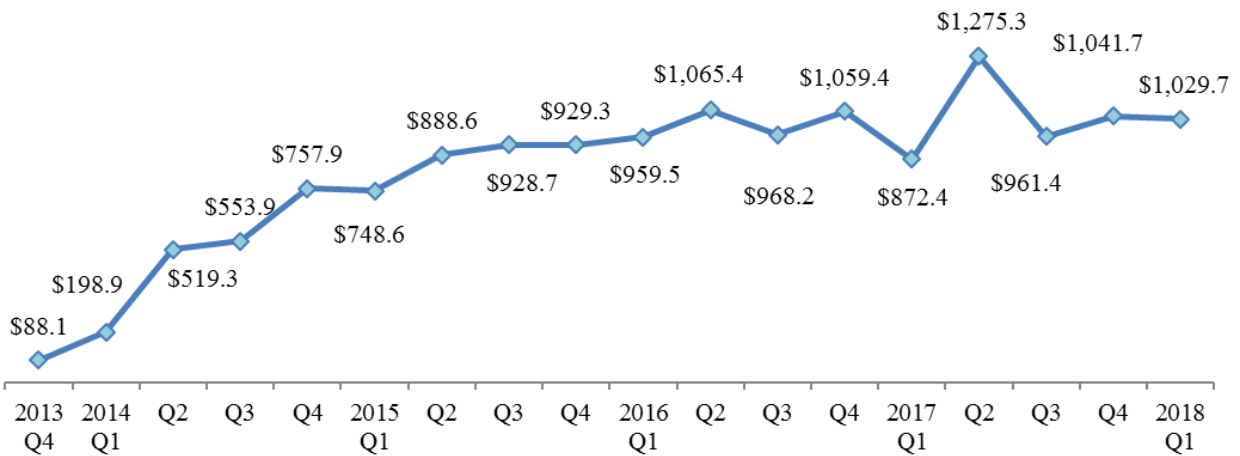
October 15, 2013 to June 30, 2018  
 \$million



Source: Automated Export System, July 20, 2018

**U.S. Quarterly Exports under the First USML to CCL Regulatory Change  
 under BIS Jurisdiction**

October 15, 2013 to June 30, 2018  
 \$million



Source: Automated Export System, July 20, 2018

**The First USML to CCL Regulatory Change-Aircraft and Gas Turbines  
 Top 15 Destinations of U.S. Exports under BIS Jurisdiction by Value**

October 15, 2013 to June 30, 2018

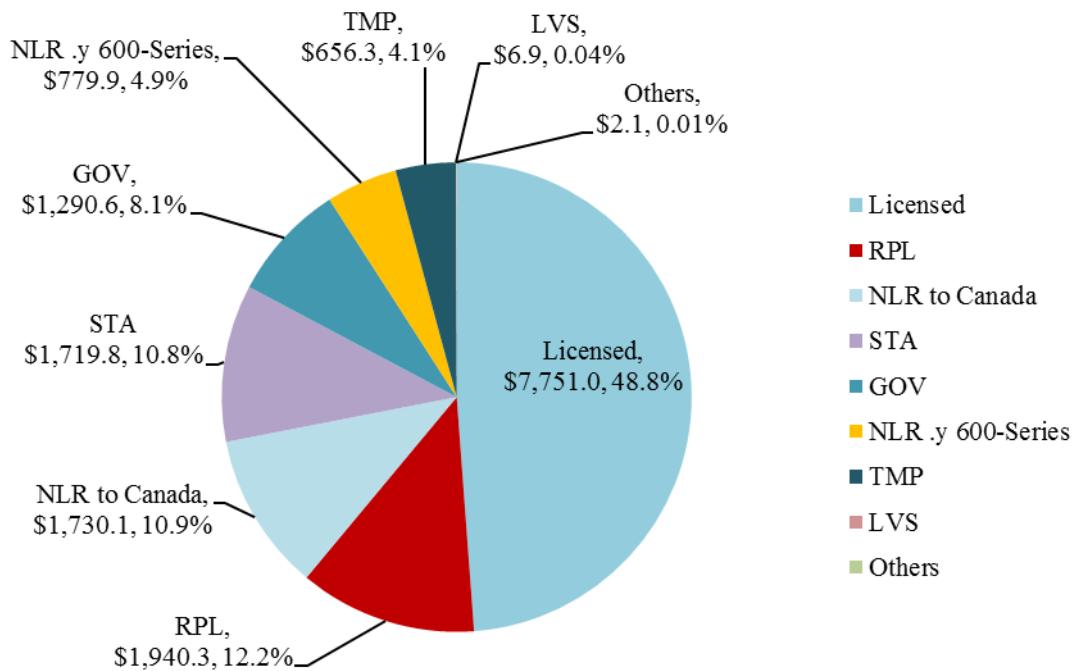
Country	Shipment Count	% of Total Shipment Count	Value \$million	% of Total Value
Japan	25,882	8.6%	\$2,690.0	16.9%
Canada	22,715	7.5%	\$1,920.5	12.1%
United Kingdom	32,394	10.7%	\$1,756.4	11.1%
South Korea	20,602	6.8%	\$1,153.4	7.3%
Germany	11,760	3.9%	\$639.8	4.0%
Israel	11,358	3.8%	\$579.9	3.7%
Italy	9,524	3.2%	\$550.2	3.5%
United Arab Emirates	13,408	4.4%	\$518.5	3.3%
Singapore	15,854	5.3%	\$457.0	2.9%
Taiwan	8,850	2.9%	\$441.2	2.8%
Spain	9,360	3.1%	\$439.1	2.8%
Australia	9,678	3.2%	\$374.7	2.4%
Saudi Arabia	5,107	1.7%	\$358.8	2.3%
Poland	7,397	2.5%	\$284.0	1.8%
France	8,232	2.7%	\$224.6	1.4%
<b>Top 15 Total</b>	<b>212,121</b>		<b>\$12,388.1</b>	
<b>Top 15 Total/ Grand Total</b>		<b>70.3%</b>		<b>78.0%</b>
<b>Grand Total</b>	<b>301,802</b>		<b>\$15,876.9</b>	

Source: Automated Export System, July 20, 2018

Of the \$15.9 billion in U.S. exports of 600-series items in the first USML to CCL regulatory change under BIS jurisdiction from October 15, 2013 to June 30, 2018, licensed exports totaled \$7.8 billion (48.8% of the total); Servicing and replacement of parts and equipment totaled \$1.9 billion (12.2%) and No License Required to Canada totaled \$1.7 billion (10.9%).

**U.S. Exports under the First USML to CCL Regulatory Change  
 by BIS License Type**

October 15, 2013 to June 30, 2018  
 \$million



Source: Automated Export System, July 20, 2018

BIS License Exceptions:

RPL: Servicing and replacement of parts and equipment

NLR: No License Required

STA: Strategic Trade Authorization

GOV: Governments, international organizations, international inspections under the Chemical Weapons Convention, and the International Space Station

TMP: Temporary imports, exports, reexports, and transfers (in-country)

LVS: Shipments of limited value