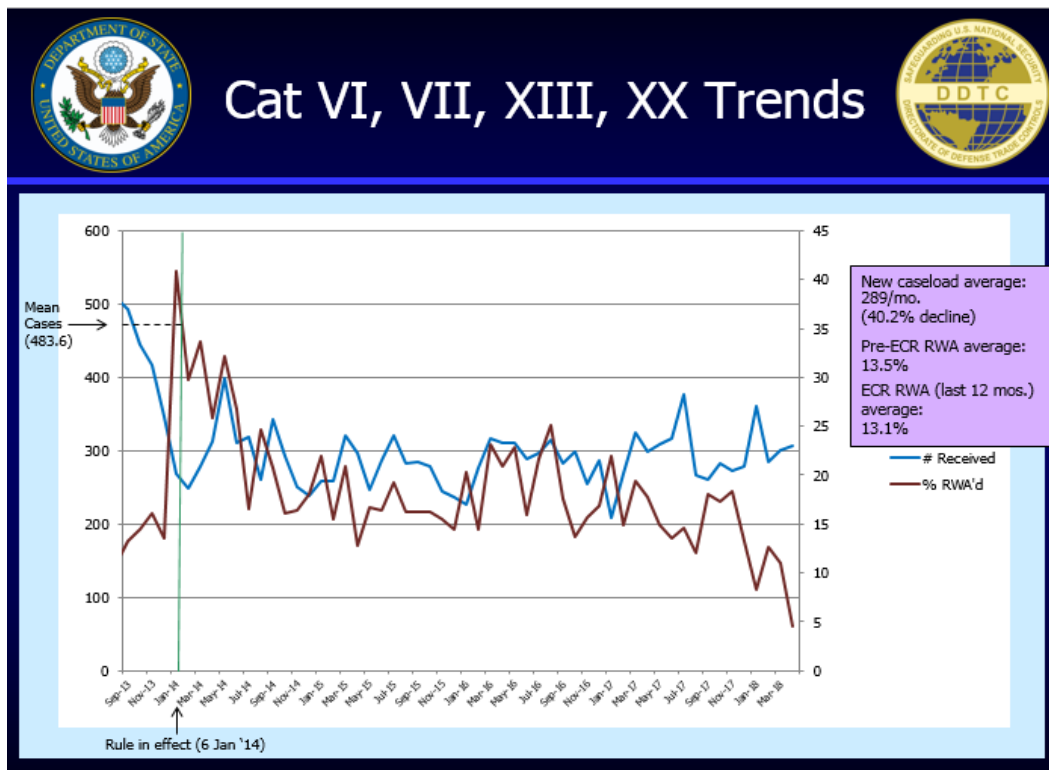


License Applications and Exports

The Second USML to CCL Regulatory Change Vehicles and Vessels

January 6, 2014 to March 31, 2018

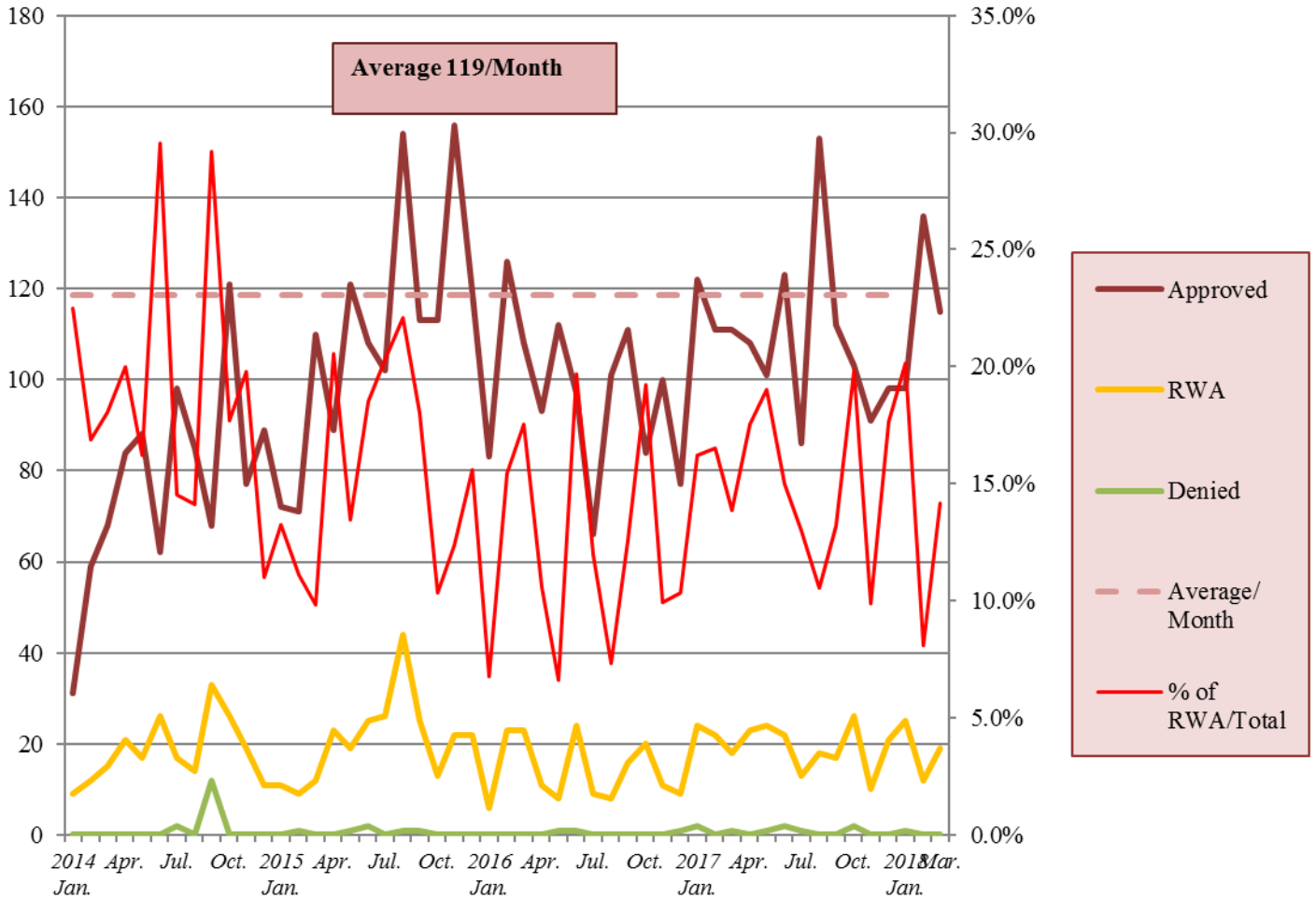
The license applications for items in categories VI (Vessels), VII (Vehicles), XIII (Auxiliary Military Equipment) and XX (Submersible Vessels) of the United States Munitions List (USML) have declined 40.2% from an average of 484 to 289 per month through March 31, 2018. The average monthly drop of 195 license applications is the result of certain items transitioning to the Commerce Control List (CCL).



Source: The Directorate of Defense Trade Controls of the U.S. Department of State, June 2018

Since the second USML to CCL regulatory change became effective on January 6, 2014, the average number of BIS license applications for the nineteen 600-Series items created by this rule is 119 per month through March 31, 2018. The approval rate is 84.0%.

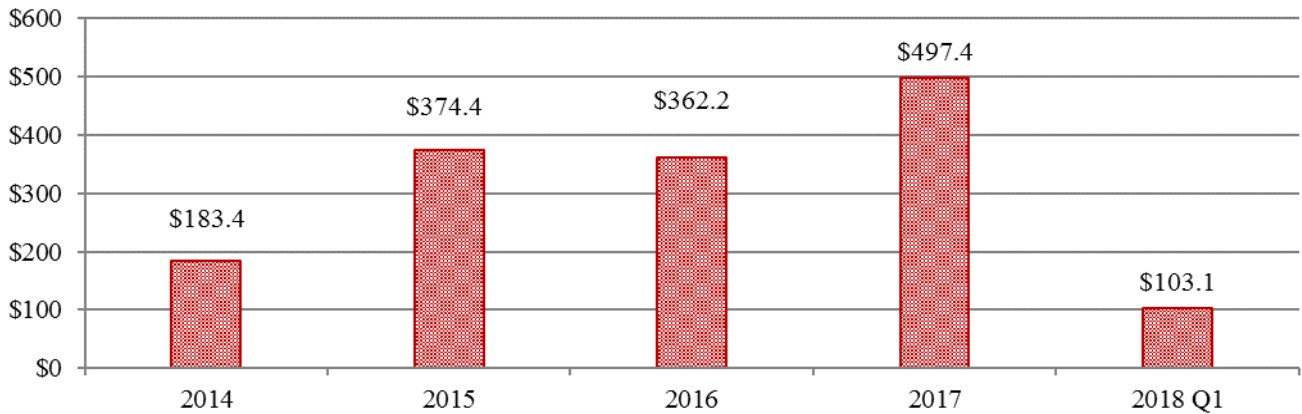
BIS License Processing for the Second USML to CCL Regulatory Change
 January 6, 2014 to March 31, 2018



Source: Commerce U.S. Exports Exporter Support System, June 5, 2018

From January 6, 2014 to March 31, 2018, U.S. exports of items in the second USML to CCL regulatory change – Vehicles and Vessels items (0y606, 8y609, 8y620 and 0y617) under BIS jurisdiction totaled 33,142 shipments for \$1.4 billion.

**U.S. Exports under the Second USML to CCL Regulatory Change
 under BIS Jurisdiction**
 January 6, 2014 to March 31, 2018
 \$million



Source: Automated Export System, June 14, 2018

**U.S. Quarterly Exports under the Second USML to CCL Regulatory Change
 under BIS Jurisdiction**
 January 6, 2014 to March 31, 2018
 \$million



Source: Automated Export System, June 14, 2018

**The Second USML to CCL Regulatory Change-Vehicles and Vessels
 Top 15 Destinations of U.S. Exports under BIS Jurisdiction by Value**

January 6, 2014 to March 31, 2018

Country	Shipment Count	% of Total Shipment Count	Value \$million	% of Total Value
Israel	2,938	8.9%	\$234.3	18.2%
South Korea	5,442	16.4%	\$221.9	12.6%
Canada	6,734	20.3%	\$187.9	9.3%
Turkey	659	2.0%	\$70.5	8.2%
Iraq	102	0.3%	\$62.5	3.7%
Saudi Arabia	572	1.7%	\$56.2	3.7%
United Kingdom	5,442	16.4%	\$56.0	3.4%
Japan	3,015	9.1%	\$52.5	3.4%
United Arab Emirates	393	1.2%	\$47.1	3.2%
Australia	830	2.5%	\$45.0	2.9%
Tunisia	13	0.0%	\$44.9	2.7%
Germany	1,186	3.58%	\$42.3	2.4%
Kuwait	291	0.9%	\$36.1	1.8%
Belgium	155	0.5%	\$29.3	1.6%
Afghanistan	228	0.7%	\$22.7	1.5%
Top 15 Total	28,000		\$1,209.3	
Top 15 Total/ Grand Total		84.5%		85.4%
Grand Total	33,142		\$1,415.9	

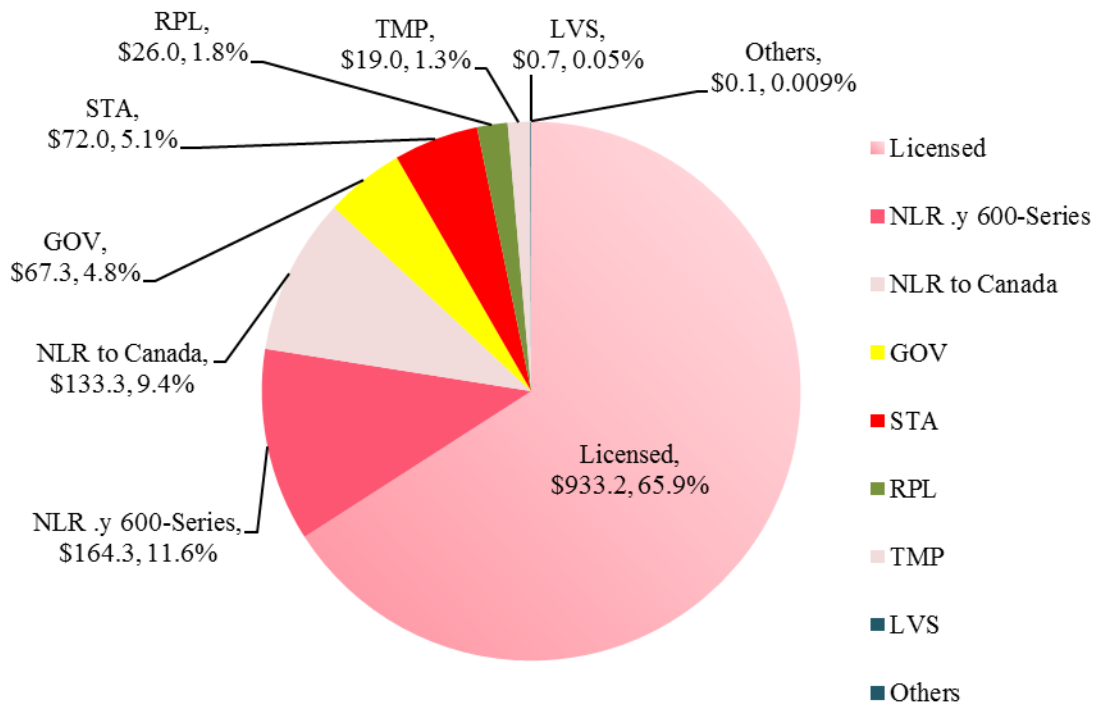
Source: Automated Export System, June 15, 2018

Of the \$1.4 billion in U.S. exports of 600-series items in the second USML to CCL regulatory change under BIS jurisdiction from January 6, 2014 to March 31, 2018, licensed exports totaled \$933.2 million (65.9% of the total); No License Required (NLR) for .y 600-series items totaled \$164.3 million (11.6%); and NLR for 600-series items to Canada totaled \$133.3 million (9.4%).

**U.S. Exports under the Second USML to CCL Regulatory Change
 by BIS License Type**

January 6, 2014 to March 31, 2018

\$million



Source: Automated Export System, June 15, 2018

BIS License Exceptions:

NLR: No License Required

GOV: Governments, international organizations, international inspections under the Chemical Weapons Convention and the International Space Station

STA: Strategic Trade Authorization

RPL: Servicing and replacement of parts and equipment

TMP: Temporary imports, exports, reexports, and transfers (in-country)

LVS: Shipments of limited value