

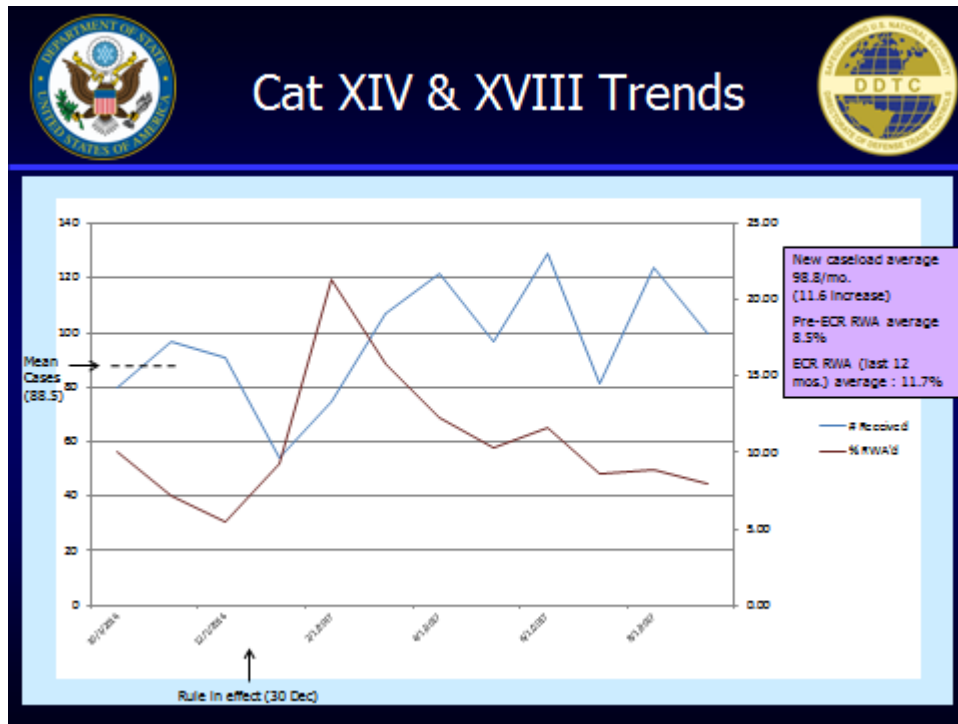
License Applications and U.S. Exports

The Sixth USML to CCL Regulatory Change

Toxicological Agents

October 15, 2013 to September 30, 2017

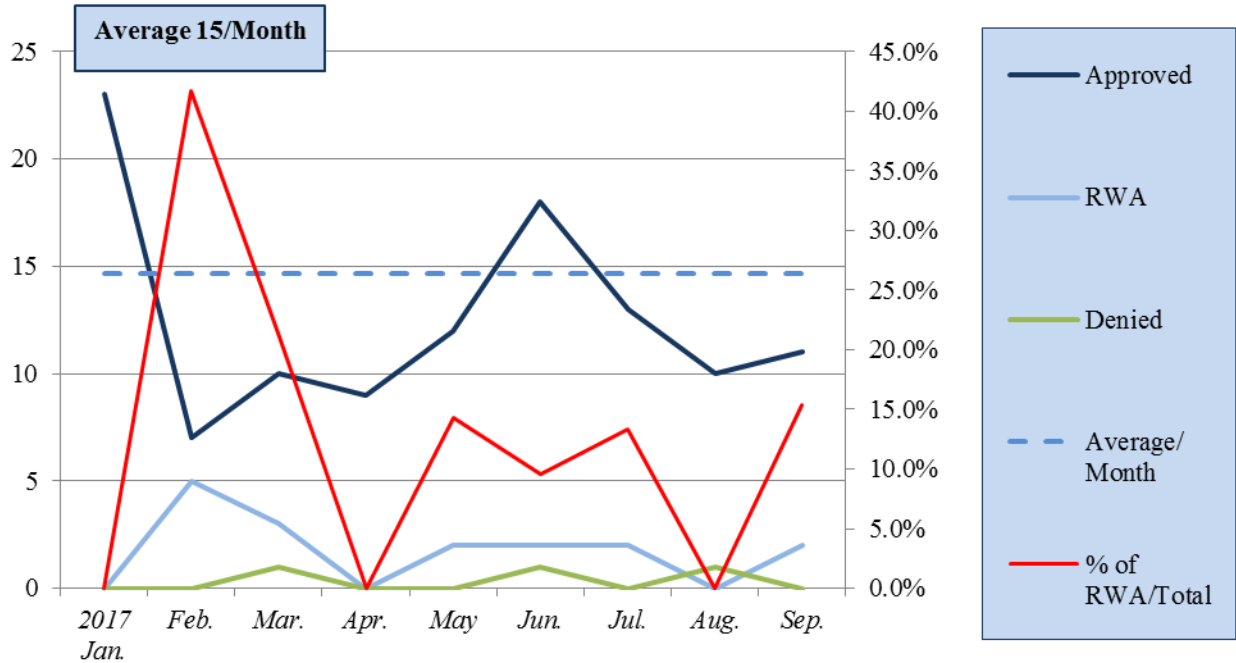
Contrary to the trend of decreasing license applications for all other USML to CCL regulatory changes, the license applications for items in category XIV – Toxicological Agents and Category XVIII – Directed Energy Weapons of the United States Munitions List (USML) have increased 11.6% from an average of 89 to 99 per month through September 30, 2017 since the Sixth USML to CCL Regulatory change became effective on December 30, 2016.



Source: The Directorate of Defense Trade Controls of the U.S. Department of State, October 2017

Since the sixth USML to CCL regulatory change became effective on December 31, 2016, the average number of BIS license applications for the eight 600-Series items created by this rule is 15 per month through September 30, 2017. The approval rate is 85.6%.

BIS License Applications for the Sixth USML to CCL Regulatory Change
 December 31, 2016 to September 30, 2017

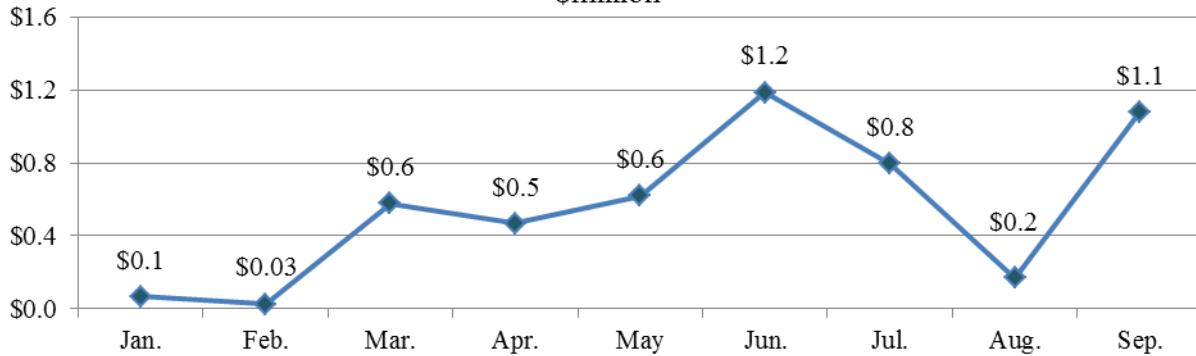


Source: Commerce U.S. Exports Exporter Support System, October 2017

From the effective date of December 31, 2016 to September 30, 2017, U.S. exports of items in the sixth USML to CCL regulatory change –Toxicological Agents items (1x607) under BIS jurisdiction totaled 144 shipments for \$5.0 million.

**U.S. Exports under the Sixth USML to CCL Regulatory Change
 Toxicological Agents
 under BIS Jurisdiction**

December 31, 2016 to September 30, 2017
 \$million



Source: Automated Export System, October 2017

The Sixth USML to CCL Regulatory Change - Toxicological Agents

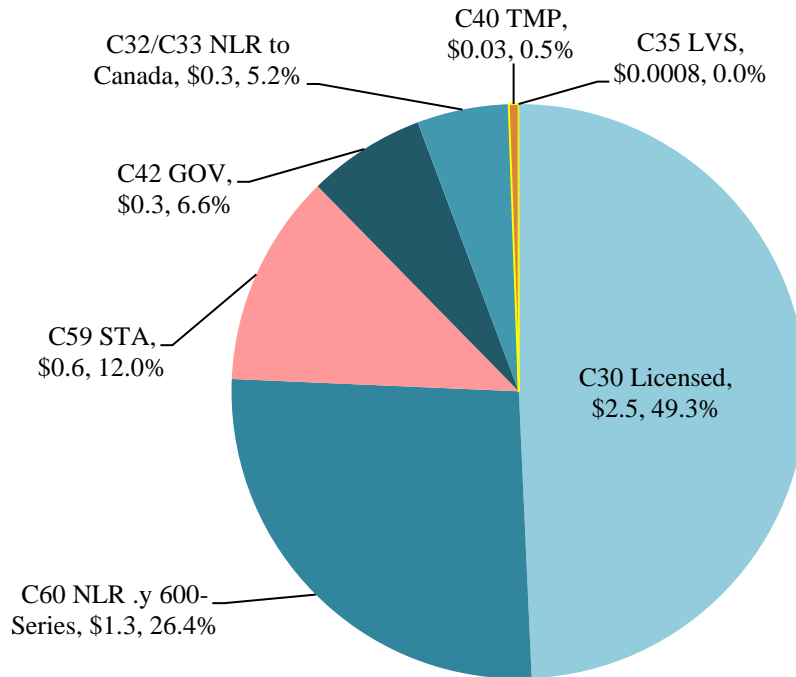
Top 10 Destinations of U.S. Exports under BIS Jurisdiction by Value

December 31, 2016 to September 30, 2017

Country	Shipment Count	% of Total Shipment Count	Value	% of Total Value
Tunisia	2	1.4%	\$0.6	12.4%
Japan	5	3.5%	\$0.6	12.1%
Turkey	5	3.5%	\$0.6	12.0%
Honduras	2	1.4%	\$0.5	9.1%
Australia	15	10.4%	\$0.4	8.2%
Belgium	2	1.4%	\$0.4	7.3%
Luxembourg	1	0.7%	\$0.4	7.3%
Taiwan	4	2.8%	\$0.3	6.4%
Haiti	1	0.7%	\$0.2	3.3%
Canada	32	22.2%	\$0.2	3.1%
Top 10 Total	69		\$4.0	
Top 10 Total/ Grand Total		47.9%		81.0%
Grand Total	144		\$5.0	

Source: Automated Export System, October 2017

**U.S. Exports under the Sixth USML to CCL Regulatory Change
Toxicological Agents
by BIS License Type
December 31, 2016 to September 30, 2017
\$million**



Source: Automated Export System, October 2017