

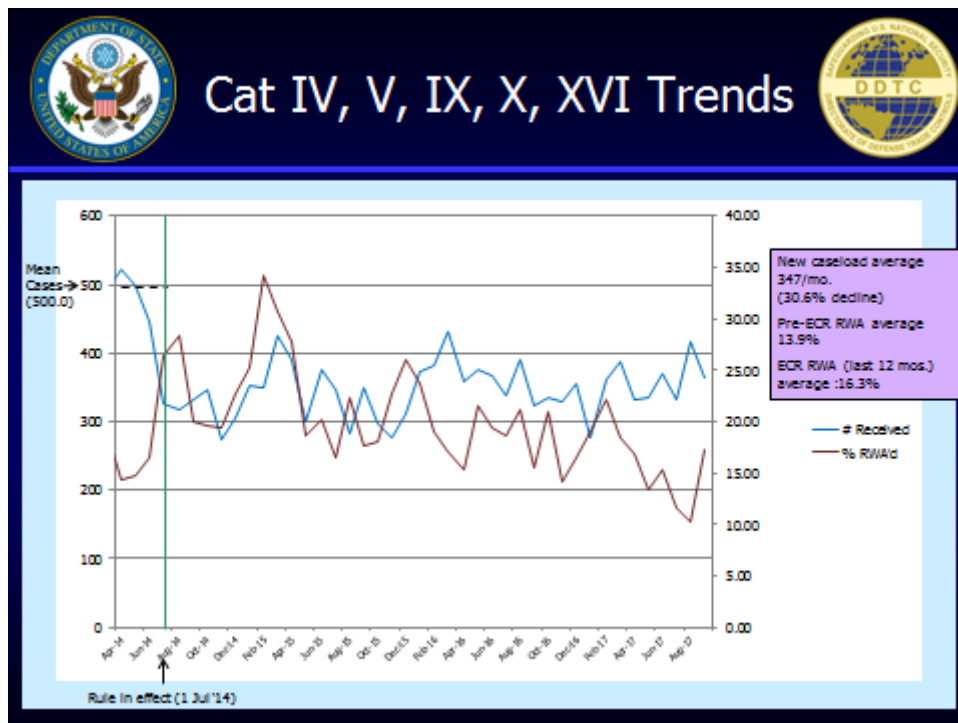
## License Applications and U.S. Exports

### The Third USML to CCL Regulatory Change

#### Missiles and Explosives

October 15, 2013 to September 30, 2017

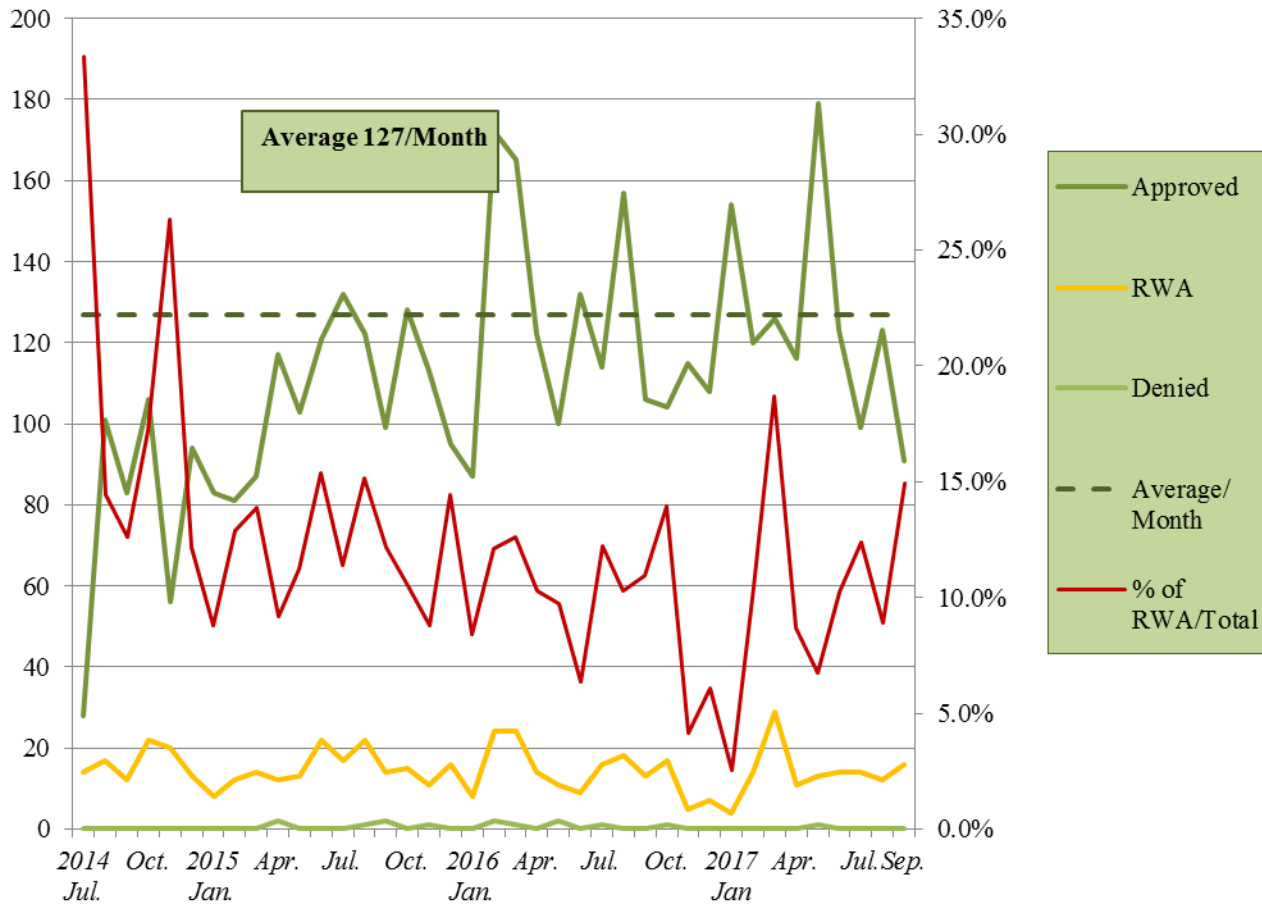
The license applications for items in categories IV (Missiles), V (Explosives), IX (Military Training Equipment), X (Protective Personnel Equipment) and XVI (Nuclear Weapons Design and Test Equipment) of the United States Munitions List (USML) have declined 30.6% from an average of 500 to 347 per month through September 30, 2017. The average monthly drop of 153 in license applications is the result of certain items transitioning to the Commerce Control List (CCL).



Source: The Directorate of Defense Trade Controls of the U.S. Department of State, October 2017

Since the third USML to CCL regulatory change became effective on July 1, 2014, the average number of BIS license applications for the twenty 600-Series items created by this rule is 127 per month through September 30, 2017. The approval rate is 88.2%.

**BIS License Applications for the Third USML to CCL Regulatory Change**  
 July 1, 2014 to September 30, 2017

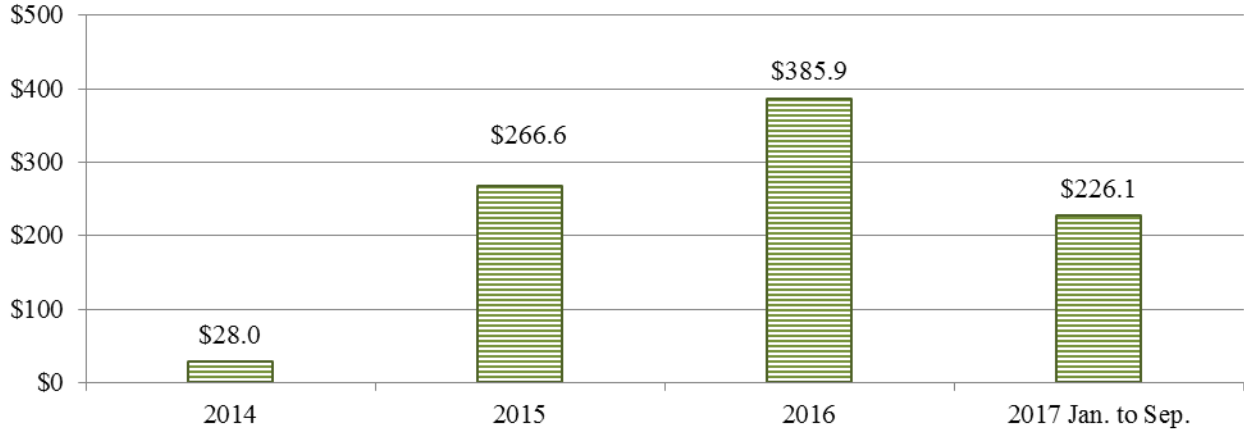


Source: Commerce U.S. Exports Exporter Support System, October 2017

From July 1, 2014 to September 30, 2017, U.S. exports of items in the third USML to CCL regulatory change – Missiles and Explosives items (0y604, 0y614, 1y608 and 1y613) under BIS jurisdiction totaled 15,279 shipments for \$909.0 million.

**U.S. Exports under the Third USML to CCL Regulatory Change  
 under BIS Jurisdiction**

July 1, 2014 to September 30, 2017  
 \$million



Source: Automated Export System, October 2017

**U.S. Quarterly Exports under the Third USML to CCL Regulatory  
 Change under BIS Jurisdiction**

July 1, 2014 to September 30, 2017  
 \$million



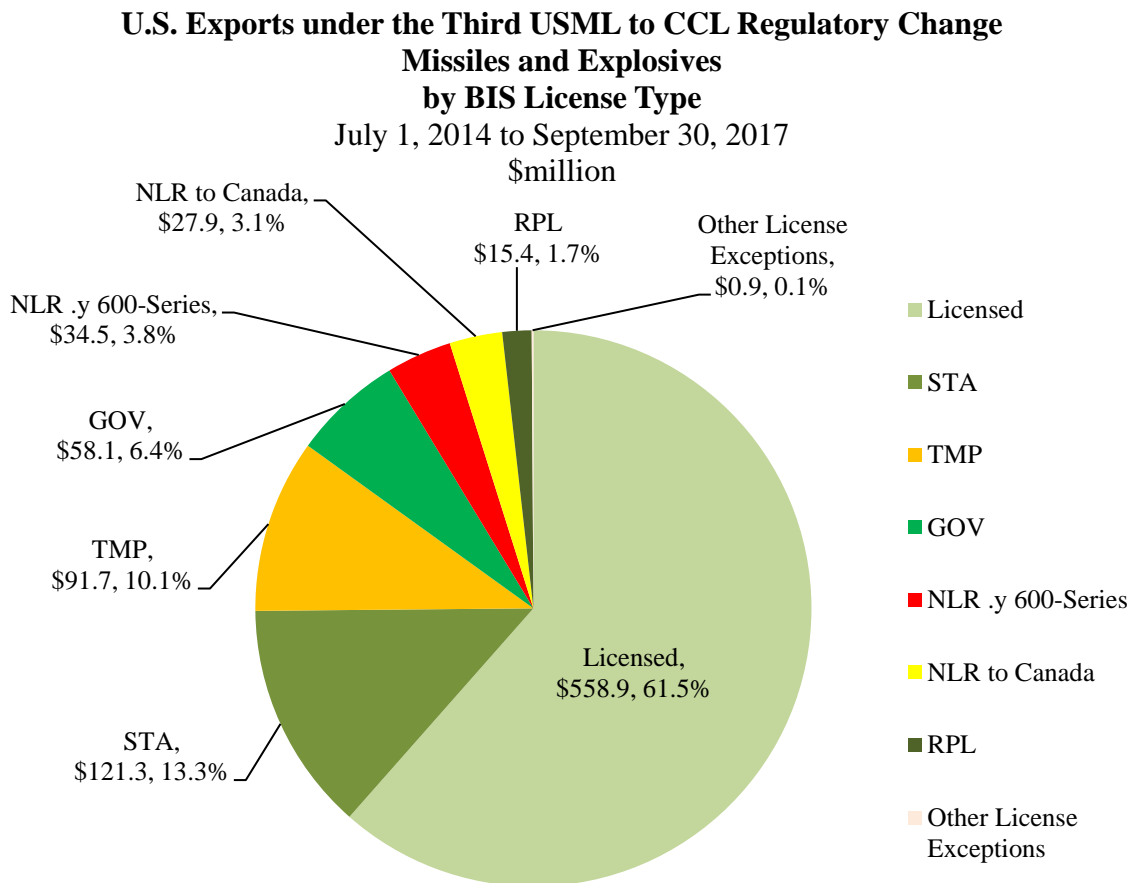
Source: Automated Export System, October 2017

**The Third USML to CCL Regulatory Change**  
**Top 15 Destinations of U.S. Exports under BIS Jurisdiction by Value**  
 July 1, 2014 to September 30, 2017

Country	Shipment Count	% of Total Shipment Count	Value \$million	% of Total Value
Japan	1,364	8.9%	\$177.4	19.5%
Mexico	2,090	13.7%	\$110.4	12.1%
United Kingdom	2,065	13.5%	\$96.9	10.7%
Australia	552	3.6%	\$79.0	8.7%
Turkey	175	1.1%	\$59.3	6.5%
United Arab Emirates	214	1.4%	\$56.1	6.2%
Israel	710	4.6%	\$52.8	5.8%
Germany	1,196	7.8%	\$48.6	5.3%
Saudi Arabia	216	1.4%	\$38.3	4.2%
South Korea	413	2.7%	\$37.0	4.1%
Canada	1,500	9.8%	\$27.3	3.0%
Netherlands	221	1.4%	\$16.6	1.8%
Greece	162	1.1%	\$15.0	1.7%
Belgium	38	0.2%	\$13.7	1.5%
Italy	161	1.1%	\$12.3	1.4%
<b>Top 15 Total</b>	<b>11,077</b>		\$840.7	
<b>Top 15 Total/ Grand Total</b>		<b>72.5%</b>		<b>92.5%</b>
<b>Grand Total</b>	<b>15,279</b>		<b>\$909.0</b>	

Source: Automated Export System, October 2017

Of the \$909.0 million of U.S. exports of 600-series items in the third USML to CCL regulatory change under BIS jurisdiction from July 1, 2014 to September 30, 2017, licensed exports totaled \$558.9 million (61.5% of the total); Strategic Trade Authorization (STA) totaled \$121.3 million (13.3%); and Temporary imports, exports, reexports, and transfers (in-country) (TMP) totaled \$91.7 million (10.1%).



Source: Automated Export System, October 2017

BIS License Exceptions:

STA: Strategic Trade Authorization

TMP: Temporary imports, exports, reexports, and transfers (in-country)

GOV: Governments, international organizations, international inspections under the Chemical Weapons Convention and the International Space Station

NLR: No License Required

RPL: Servicing and replacement of parts and equipment