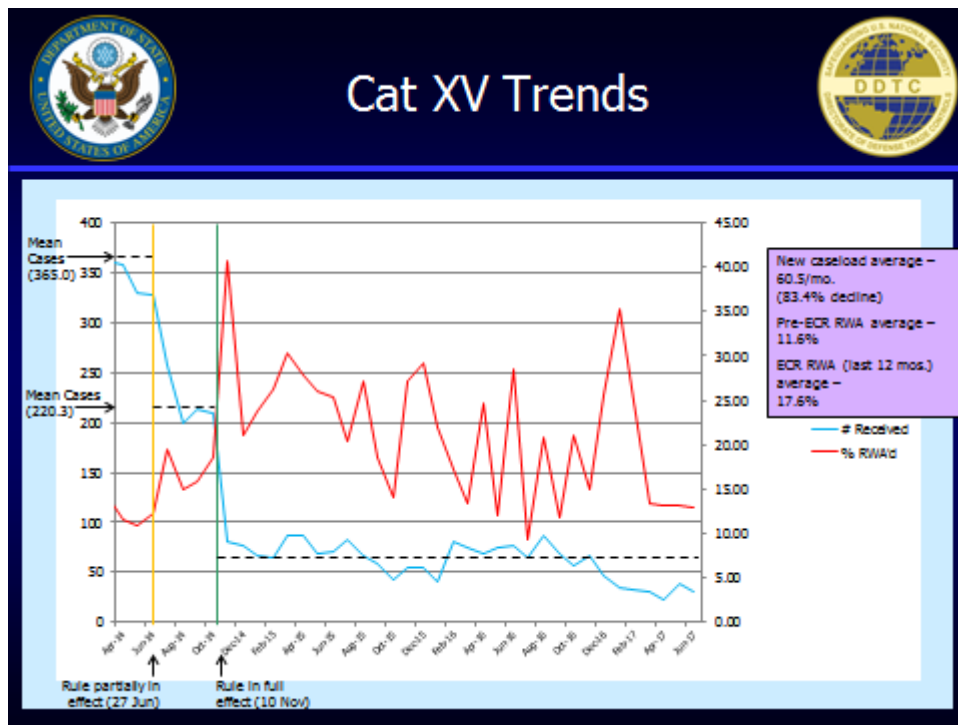


The Fourth USML to CCL Regulatory Change

Satellites

June 27, 2014 to June 30, 2017

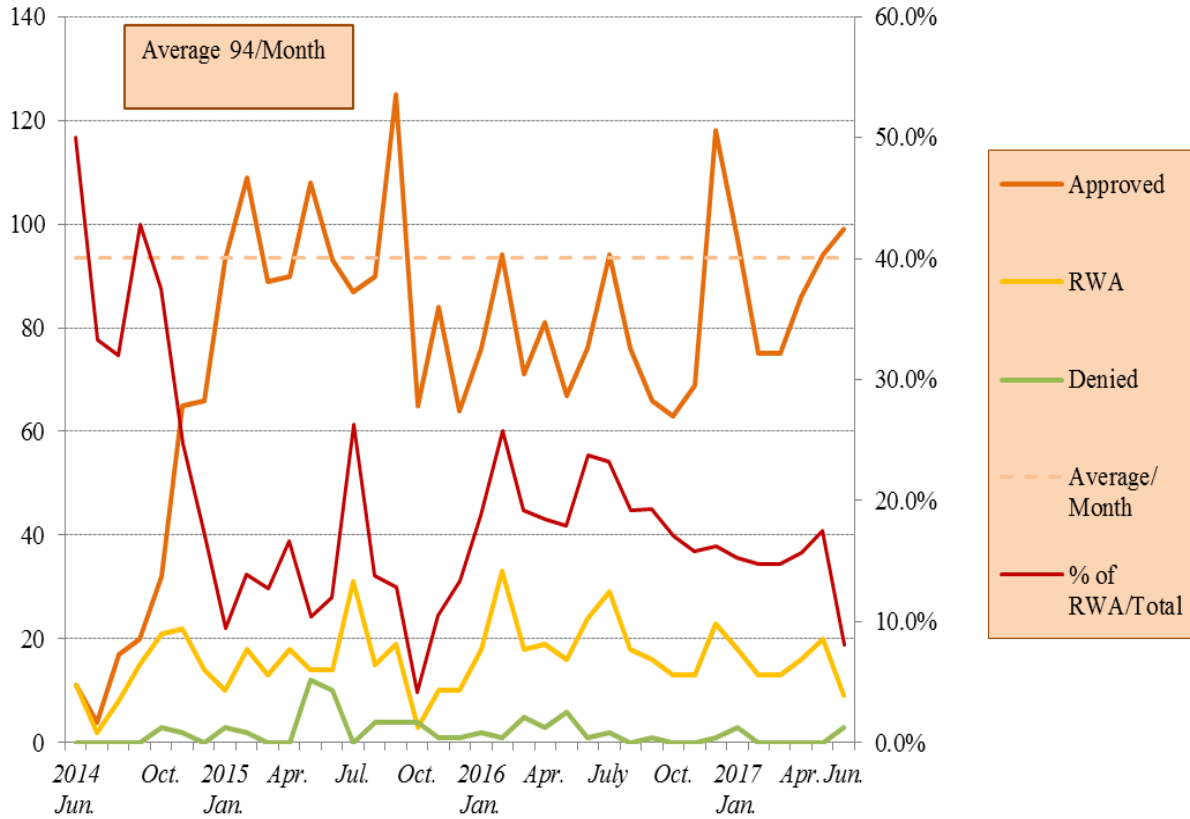
The license applications for items in category XV- Satellites of the United States Munitions List (USML) have declined 83.4% from an average of 365 to 61 per month through June 30, 2017. The average monthly drop of 304 in license applications is the result of certain items transitioning to the Commerce Control List (CCL).



Source: The Directorate of Defense Trade Controls of the U.S. Department of State, August 2017

Since the fourth USML to CCL regulatory change became effective on June 27, 2014, the average number of BIS license applications for the four 9x515 items created by this rule is 94 per month through June 30, 2017. The approval rate is 80.6%.

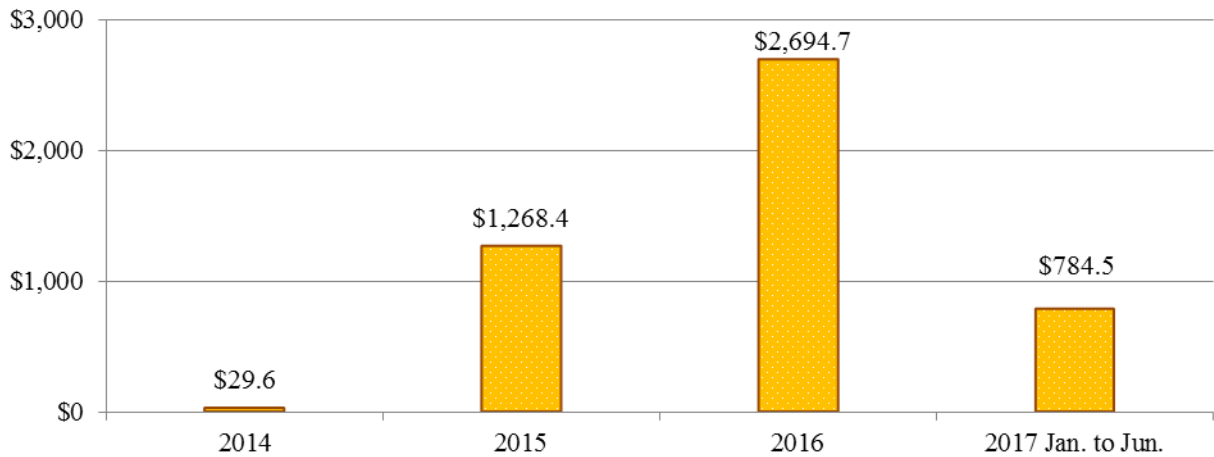
BIS License Applications for the Fourth USML to CCL Regulatory Change
June 27, 2014 to June 30, 2017



Source: Commerce U.S. Exports Exporter Support System, August 2017

From June 27, 2014 to June 30, 2017, U.S. exports of items under the fourth USML to CCL regulatory change – Satellites items (9x515) under BIS jurisdiction totaled 8,390 shipments for \$4.8 billion.

U.S. Exports under the Fourth USML to CCL Regulatory Change under BIS Jurisdiction
June 27, 2014 to June 30, 2017
\$million



Source: Automated Export System, August 2017

U.S. Quarterly Exports under the Fourth USML to CCL Regulatory Change under BIS Jurisdiction
June 27, 2014 to June 30, 2017
\$million



Source: Automated Export System, August 2017

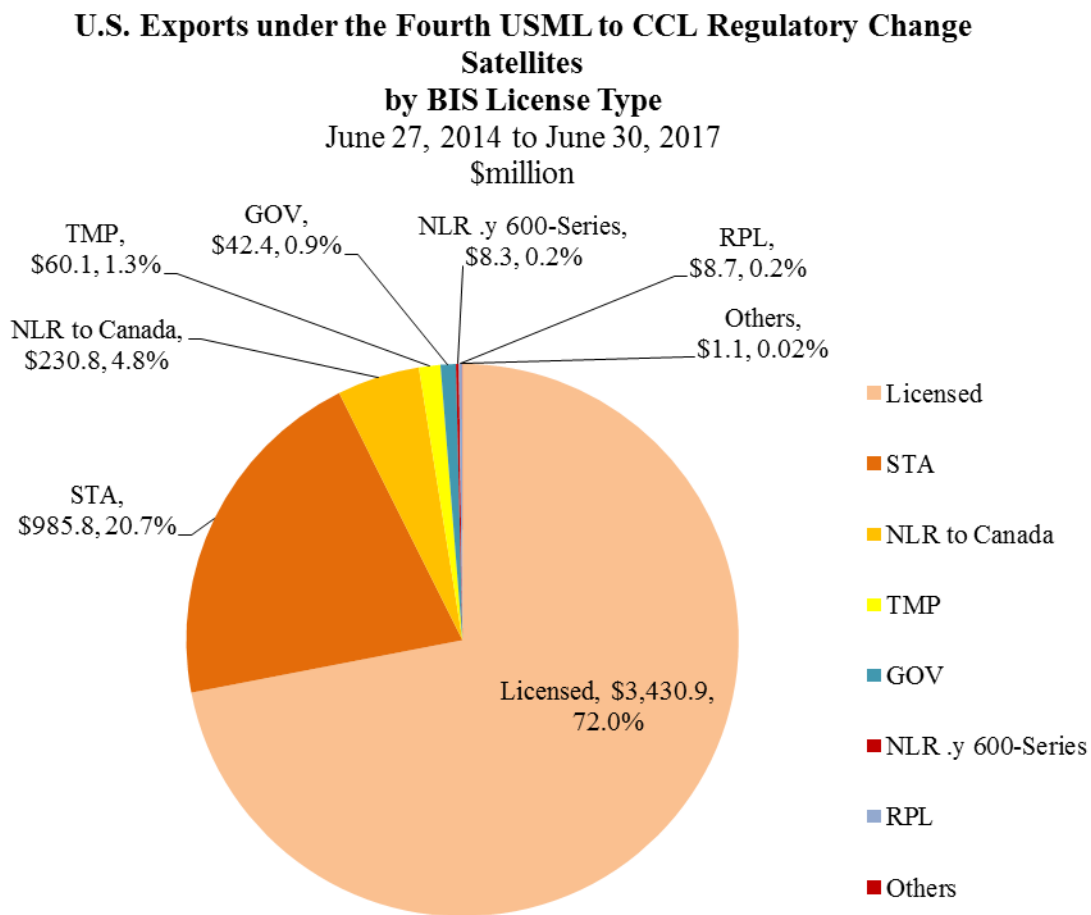
The Fourth USML to CCL Regulatory Change-Satellite
Top 15 Destinations of U.S. Exports under BIS Jurisdiction by Value
 June 27, 2014 to June 30, 2017

Country	Shipment Count	% of Total Shipment Count	Value \$million	% of Total Value
French Guiana	49	0.6%	\$1,304.7	27.4%
France	1,049	12.5%	\$930.3	19.5%
Kazakhstan	5	0.1%	\$441.7	9.3%
Brazil	8	0.1%	\$331.6	7.0%
Japan	1,129	13.5%	\$325.1	6.8%
Mexico	32	0.4%	\$292.5	6.1%
Australia	106	1.3%	\$242.9	5.1%
Panama	1	0.0%	\$131.6	2.8%
Bermuda	22	0.3%	\$128.7	2.7%
Germany	1,561	18.6%	\$93.2	2.0%
United Kingdom	798	9.5%	\$87.1	1.8%
Thailand	12	0.1%	\$80.9	1.7%
Bulgaria	9	0.1%	\$77.9	1.6%
India	246	2.9%	\$38.0	0.8%
Spain	784	9.3%	\$37.0	0.8%
Top 15 Total	5,811		\$4,543.0	
Top 15 Total/ Grand Total		69.3%		95.3%
Grand Total	8,390		\$4,768.1	

Note: The Guiana Space Center, run by France and European Union, is located in French Guiana.

Source: Automated Export System, August 2017

Of the \$4.8 billion in U.S. exports of 9x515 items in the fourth USML to CCL regulatory change under BIS jurisdiction from June 27, 2014 to June 30, 2017, licensed exports totaled \$3.4 billion (72.0% of the total); Strategic Trade Authorization (STA) totaled \$985.8 million (20.7%); and No License Required (NLR) to Canada and 9A515.e items to all other destinations totaled \$230.8 million (4.8%).



Source: Automated Export System, August 2017

BIS License Exceptions:

STA: Strategic Trade Authorization

NLR: No License Required

TMP: Temporary imports, exports, reexports, and transfers (in-country)

GOV: Governments, international organizations, international inspections under the Chemical Weapons Convention and the International Space Station

RPL: Servicing and replacement of parts and equipment