

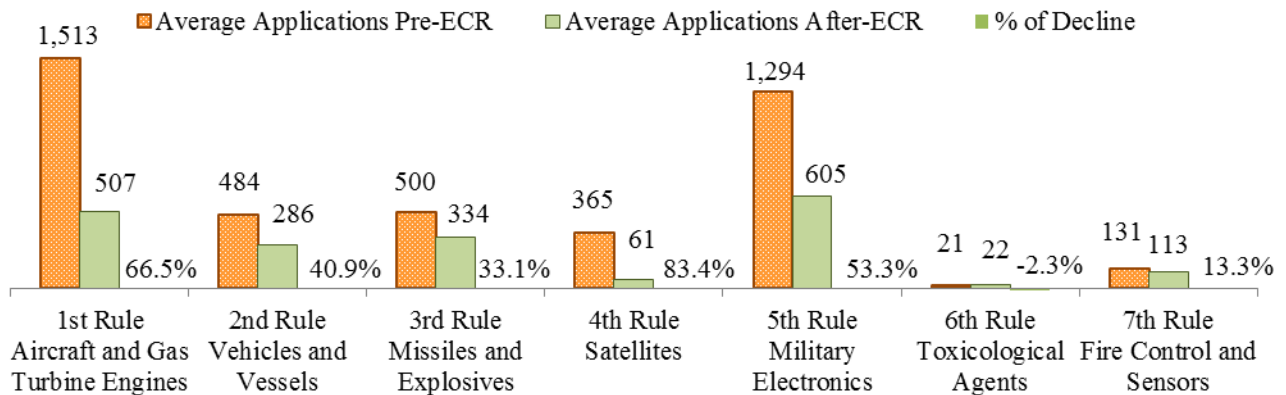
**Licensing Statistics of 600-series and 9x515 Items**

October 15, 2013 to June 30, 2017

The license applications for items in the 18 categories of the United States Munitions List (USML) showed an overall average decline of 55.2 % from 4,308 to 1,928 per month through June 30, 2017. The average monthly drop of 2,380 in license applications is the result of certain items that do not warrant control on the USML transitioning to the Commerce Control List (CCL). The biggest drop in license applications was those impacted by the fourth regulatory change involving the transition of satellites with a 83.4% decline. The Directorate of Defense Trade Controls (DDTC) of the U.S. Department of State estimates a 45% decline in license applications will be shown when all USML categories have been reviewed.

**DDTC Average Monthly applications by USML to CCL Regulatory Change**

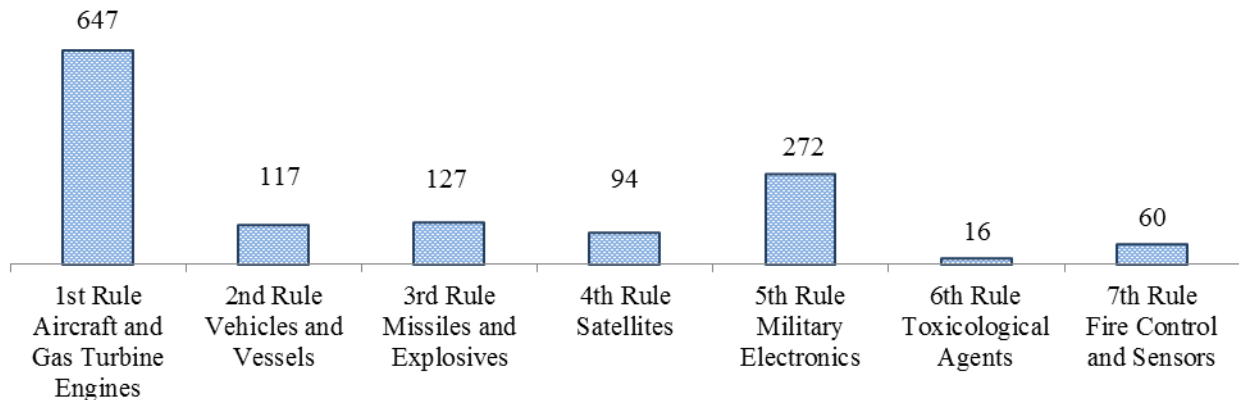
October 15, 2013 to June 30, 2017



Source: Directorate of Defense Trade Controls of the U.S. Department of State, August 2017

**BIS Average Monthly Applications by USML to CCL Regulatory Change**

October 15, 2013 to June 30, 2017

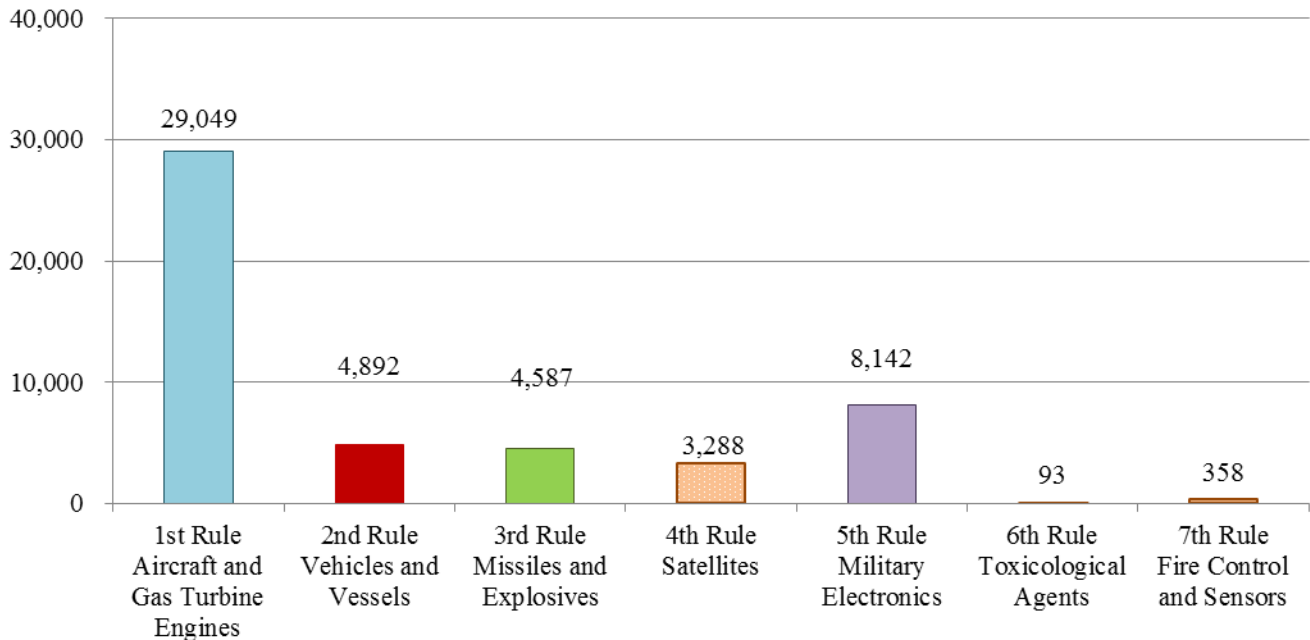


Source: Commerce U.S. Exports Exporter Support System, August 2017

From October 15, 2013 to June 30, 2017, BIS has processed a total of 48,903<sup>1</sup> applications for 600-series and 9x515 items.

- Approved applications were 43,377, 88.7% of the total applications;
- Returned without action (RWA) were 5,336, 10.9% of the total; and
- Denied applications were 190 applications, 0.4% of the total.

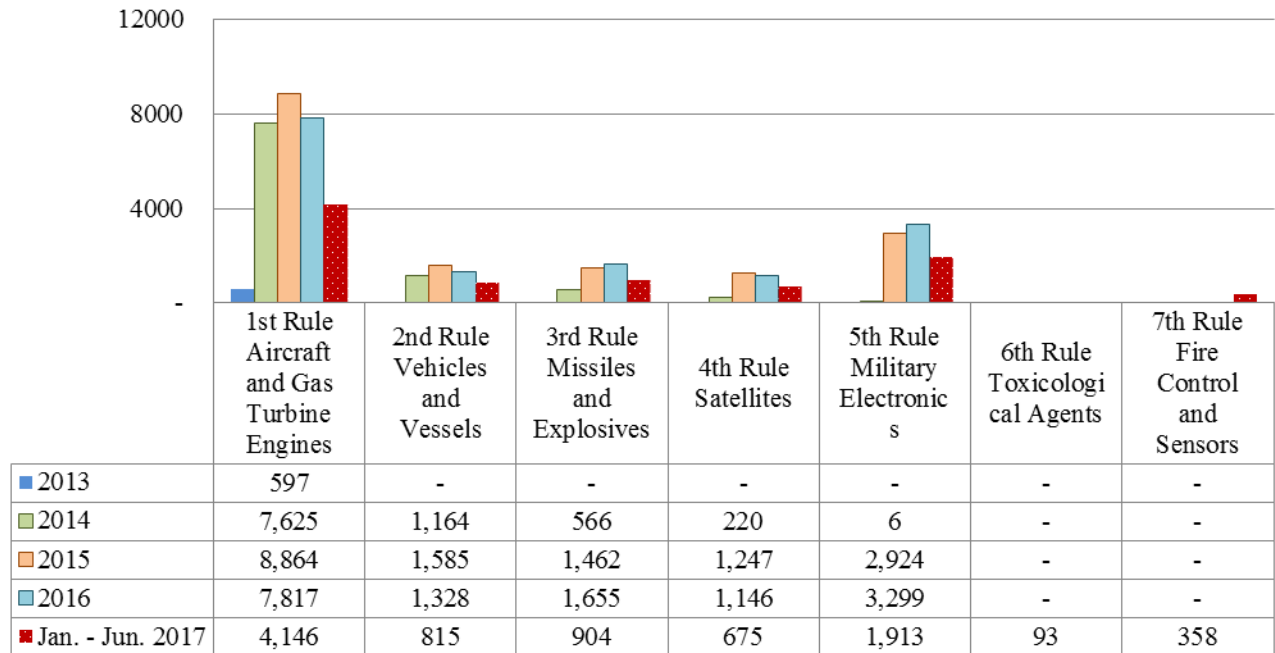
**BIS License Applications for 600-Series and 9x515 Items by Count**  
Effective Date to June 30, 2017



Source: Commerce U.S. Exports Exporter Support System, August 2017

<sup>1</sup> Note: This number for the total applications is slightly smaller than the sum of all applications by each rule in the two charts on this page because license applications containing multiple ECCNs may be associated with more than one regulatory change. For instance, a single application containing 9A610 and 0A606 items would be counted in both the 1<sup>st</sup> rule column and the 2<sup>nd</sup> rule column.

**BIS Yearly License Applications for 600-Series and 9x515 Items  
by Transition Rule**  
Effective Date to June 30, 2017

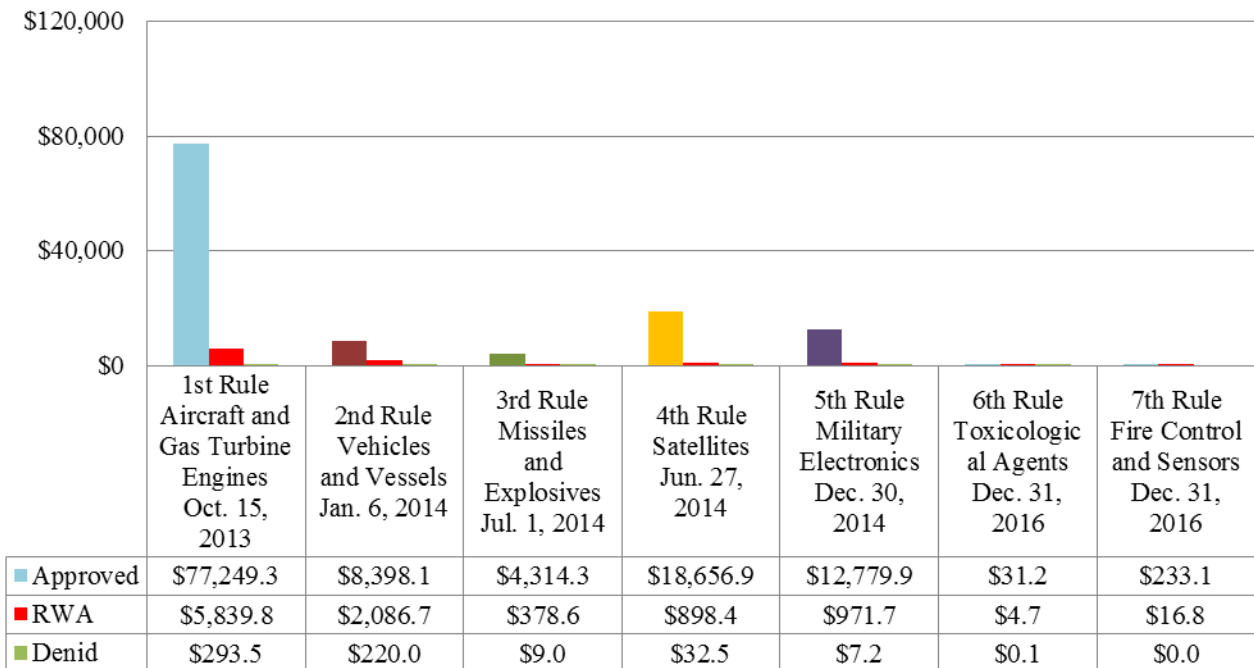


Source: Commerce U.S. Exports Exporter Support System, August 2017

From October 15, 2013 to June 30, 2017, BIS has processed applications for 600-series and 9x515 items for a value of \$132.5 billion.

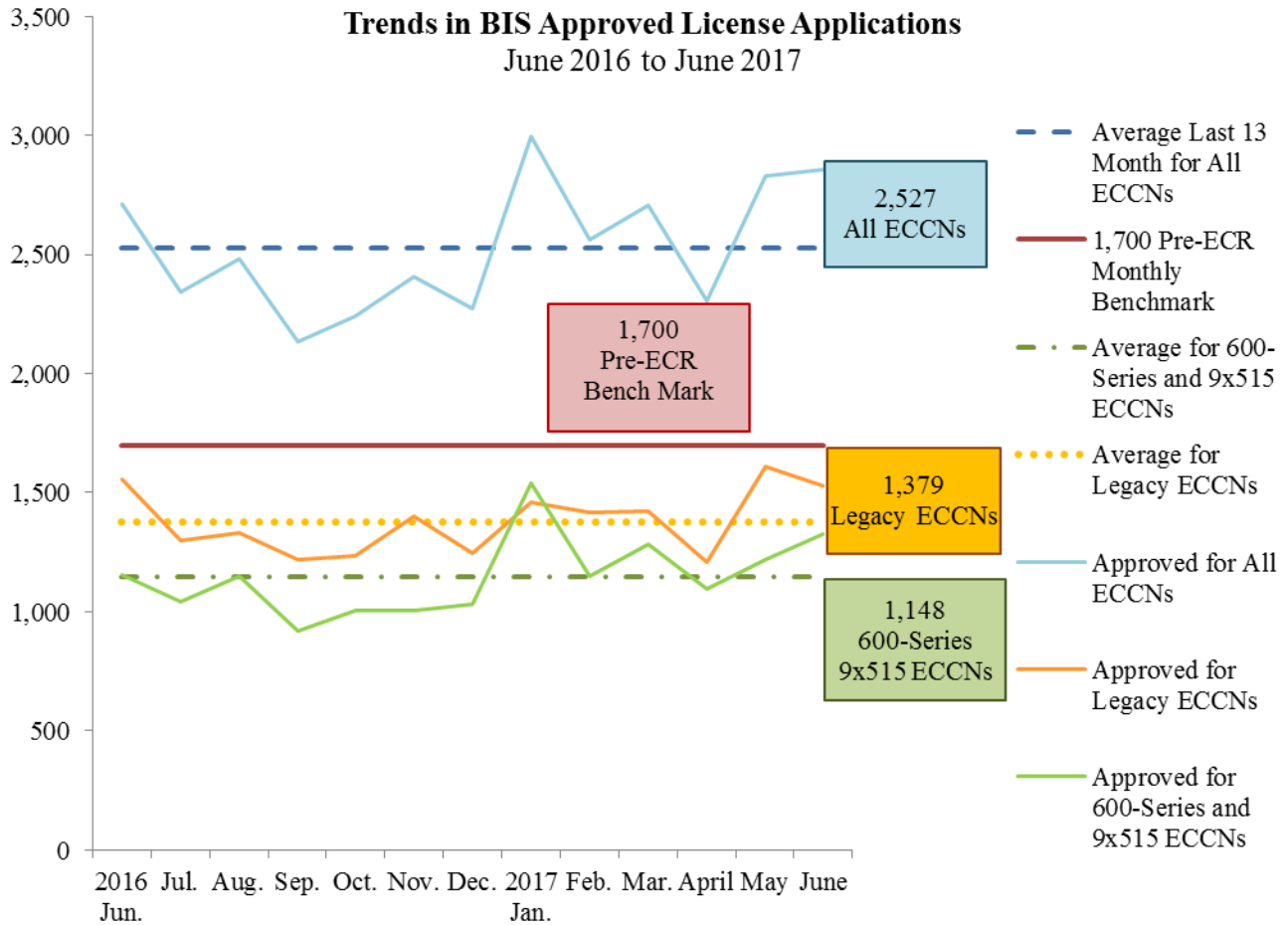
- Approved applications valued at \$121.7 billion, 91.8% of the total applications;
- Returned without action (RWA) valued at \$10.2 billion, 7.7% of the total; and
- Denied applications valued at \$562.2 million, 0.4% of the total.

**BIS License Applications for 600-Series and 9x515 Items by Value**  
Effective Date to June 30, 2017  
\$million



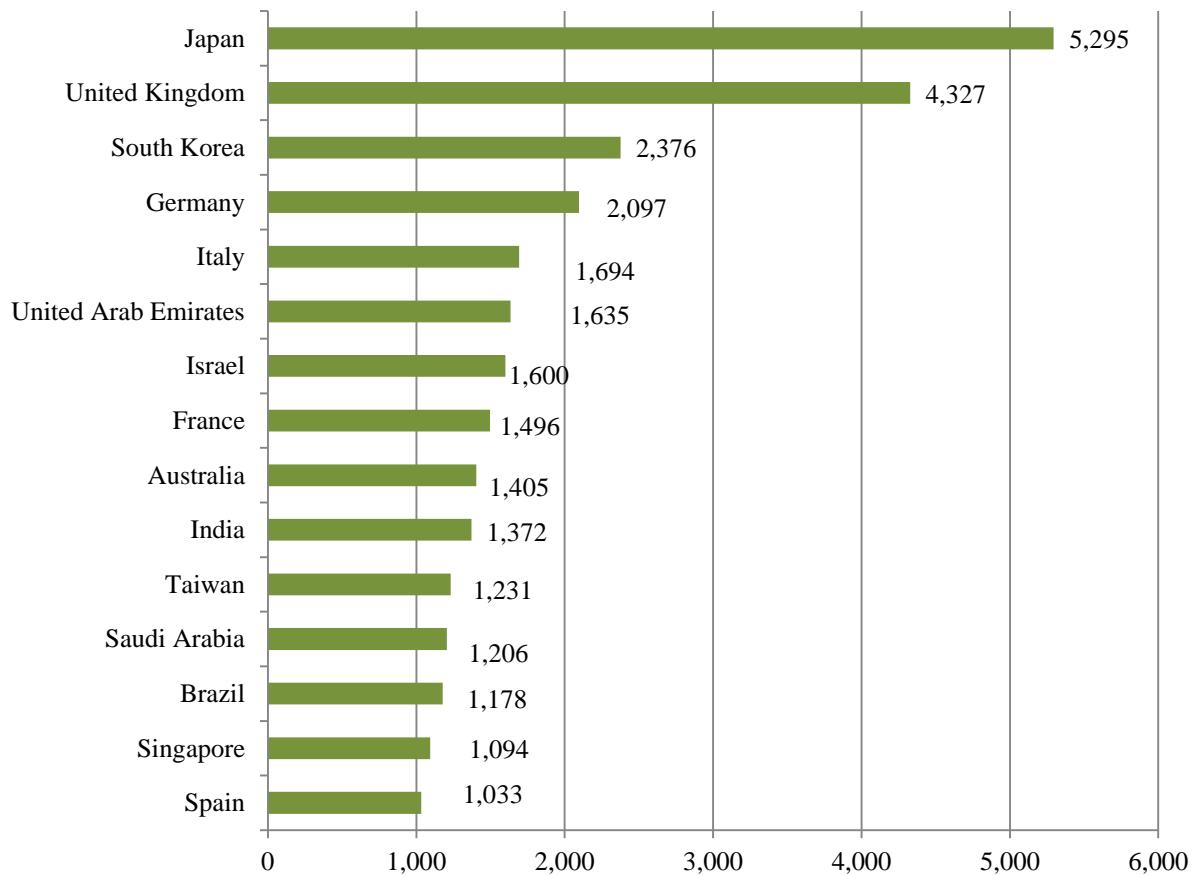
Source: Commerce U.S. Exports Exporter Support System, August 2017

In the last 13 months from June 2016 to June 2017, the average monthly BIS approvals for 600-Series and 9x515 ECCNs were 1,148 while the average monthly BIS approvals for legacy ECCNs were 1,379. The average monthly approvals of 2,527 for all ECCNs indicates an increase of 48.6% from the average monthly approvals of 1,700 during the fiscal year of 2012 to 2013, prior to the first regulatory change including the transition from the USML to the CCL becoming effective.



Of the total 43,377 BIS approved licenses for 600-series and 9x515 items from October 15, 2013 to June, 2017, 29,039 (66.9% of the total approved licenses) were issued for exports to the top 15 destinations by license count. The top destinations were Japan with 5,295 approved licenses (12.2% of the total); the United Kingdom with 4,327 (10.0%), and South Korea with 2,376 (5.5%).

**Top Fifteen Destinations of BIS Approved Licenses for 600-Series and 9x515 Items by License Count**  
October 15, 2013 to June 30, 2017



Source: Commerce U.S. Exports Exporter Support System, August 2017