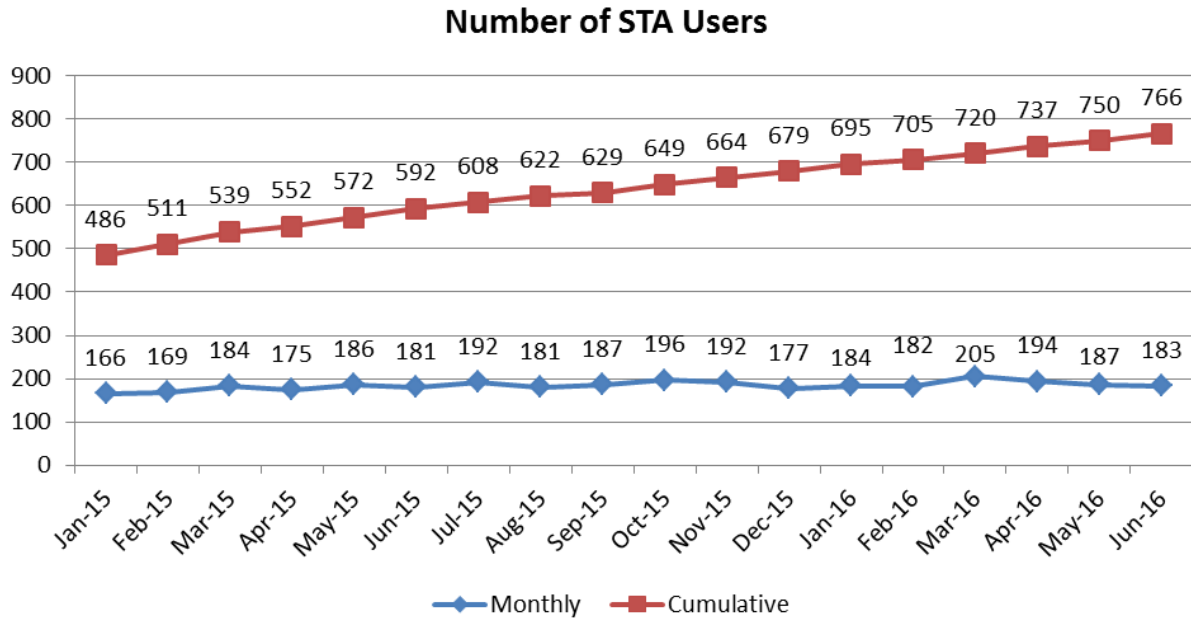


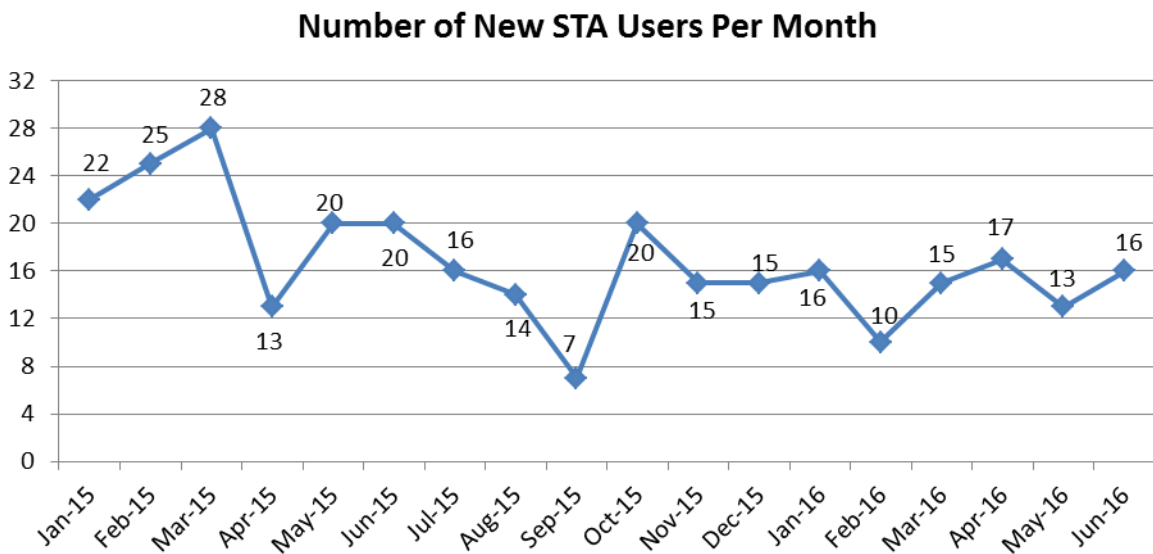
BIS License Exception Statistics Strategic Trade Authorization (STA) Exports July 2011 – June 2016

I. Companies Using STA

From July 2011 - June 2016, 766 companies used the STA license exception.



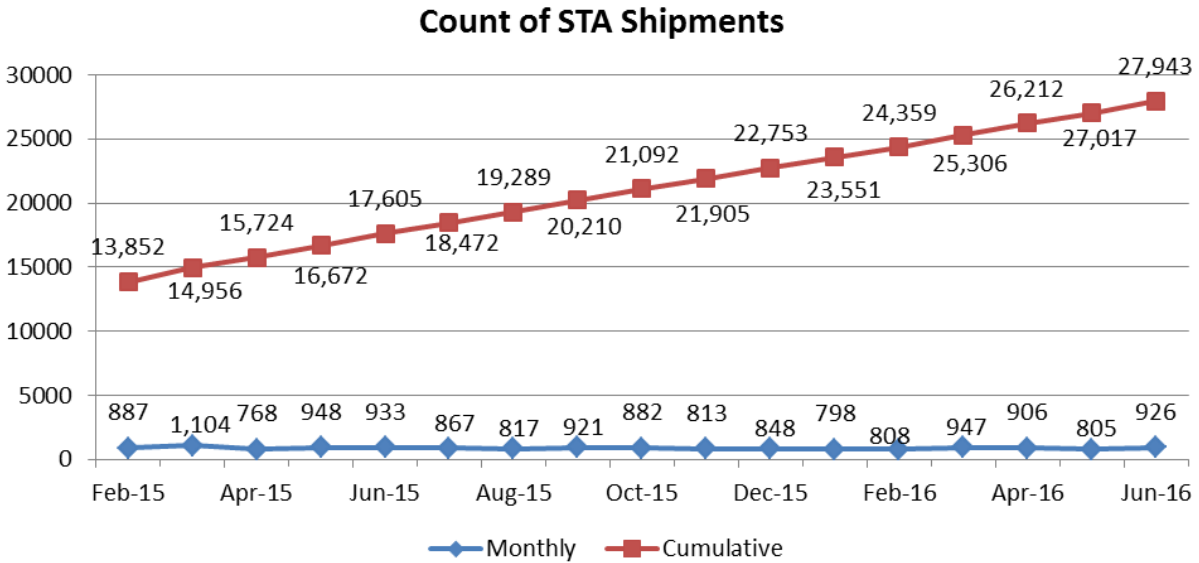
Source: The U.S. Customs and Border Protection, Automated Export System, July 2016



Source: The U.S. Customs and Border Protection, Automated Export System, July 2016

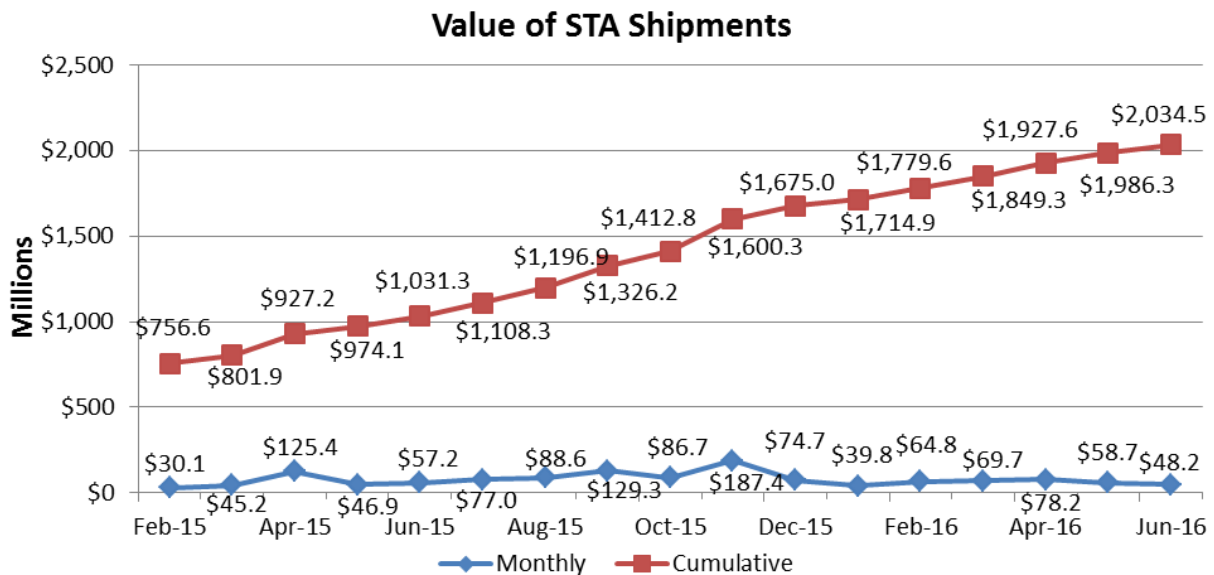
II. STA Shipments¹

From July 2011 - June 2016, there were 27,943 shipments exported under STA license exception. Of these shipments, 9,245 (33.1 percent) were less than \$2,500.



Source: The U.S. Customs and Border Protection, Automated Export System, July 2016

From July 2011 - June 2016, the value of exports under STA license exception was \$2.0 billion.



Source: The U.S. Customs and Border Protection, Automated Export System, July 2016

¹ Shipments are defined as exports being sent from one order party to one consignee located in a single country of destination on a single conveyance and on the same day.

Top ECCNs Exported Under STA License Exception, July 2011-June 2016

<u>ECCN</u>
9A610
9A619
6A003
9A012
0A987
3A611
9A004
9A515
0A606

Top ECCNs Exported to 36 STA (c)(1) Countries², July 2011-June 2016

<u>ECCN</u>
9A610
9A619
6A003
9A012
0A987
3A611
9A004
9A515

Top ECCNs Exported to Eight STA (c)(2) Countries³, July 2011-June 2016

<u>ECCN</u>
9A012
6A005
1C008
3A001
3C004
3A002
1C010
6A002

Source: The U.S. Customs and Border Protection, Automated Export System, July 2016

² Authorized Destinations Country Group A:5, 15 CFR 740.20 (c) (See Attachment 1 for list of countries)

³ Authorized Destinations Country Group A:6, 15 CFR 740.20 (c) (See Attachment 1 for list of countries)

Top Destinations of Items Exported Under STA License Exception, July 2011-June 2016

Country	# of Shipments	Value (millions)
Japan	5,408	\$707.5
South Korea	3,133	\$218.0
United Kingdom	2,303	\$127.2
Netherlands	1,580	\$36.9
Australia	1,579	\$75.6
Sweden	1,567	\$17.1
Turkey	1,480	\$39.3

Source: The U.S. Customs and Border Protection, Automated Export System, July 2016

Top Destinations of Items Exported to 36 STA (c)(1) Countries, July 2011-June 2016

Country	# of Shipments	Value (millions)
Japan	5,408	\$707.5
South Korea	3,133	\$218.0
United Kingdom	2,303	\$127.2
Netherlands	1,580	\$36.9
Australia	1,579	\$75.6
Sweden	1,567	\$17.1
Turkey	1,480	\$39.3

Source: The U.S. Customs and Border Protection, Automated Export System, July 2016

Top Destinations of Items Exported to Eight STA (c)(2) Countries, July 2011-June 2016

Country	# of Shipments	Value (millions)
Taiwan	541	\$98.2
Israel	338	\$47.4
Singapore	337	\$62.9
India	198	\$7.3
South Africa	114	\$0.9
Hong Kong	66	\$0.4

Source: The U.S. Customs and Border Protection, Automated Export System, July 2016

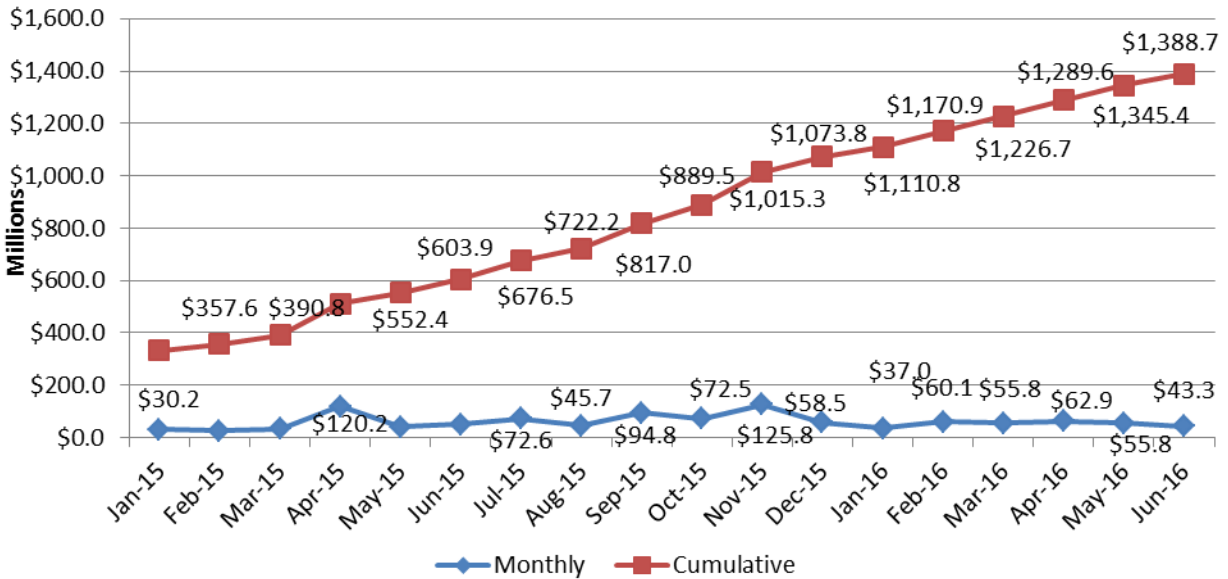
Of the 44 countries eligible for shipments under the STA license exception, two countries have not been recipients of STA shipments: Albania and Malta.

III. 600-Series and 9x515 STA Exports

From October 2013 – June 2016, there were 17,479 exports of 600-series and 9x515 items under the STA license exception worth \$1.4 billion by 537 exporters (70.1 percent of all STA users).

- 10 of the 16 new STA users for June 2016 only exported 600-series items.

Value of 600 & 515 Series STA Shipments



Source: The U.S. Customs and Border Protection, Automated Export System, July 2016

*Top 600-Series ECCNs Items Exported Under STA License Exception
October 2013 – June 2016*

ECCN	# of Shipments	Value (millions)
9A610	8,990	\$636.2
9A619	5,326	\$252.8
3A611	1,230	\$183.8
9A515	505	\$188.3
0A606	268	\$5.0
1A613	216	\$51.3
9A604	114	\$7.2

Source: The U.S. Customs and Border Protection, Automated Export System, July 2016

*Top Destinations of 600-Series Items Exported Under STA License Exception,
October 2013 – June 2016*

Country	# of Shipments	Value (millions)
Japan	4,683	\$648.4
South Korea	2,753	\$212.4
United Kingdom	1,689	\$114.7
Turkey	1,432	\$36.1
Netherlands	1,074	\$21.1
Australia	767	\$69.5
Italy	738	\$30.2

Source: The U.S. Customs and Border Protection, Automated Export System, July 2016

IV. STA Ultimate Consignees

From July 2011 - June 2016, there were 4,522 ultimate consignees that received items exported under the STA license exception.

- Of these ultimate consignees, 3,018 (66.7 percent) received one-time shipments.
- 326 ultimate consignees received ten or more shipments under the STA license exception.
- 846 ultimate consignees received 600-series and 9x515 items under the STA license exception.

*Countries with the Largest Number of Ultimate Consignees
Receiving STA Shipments, July 2011-June 2016*

Country	# of Consignees	# of Shipments
Sweden	537	1,567
Australia	507	1,579
United Kingdom	365	2,303
France	281	1,053
Japan	271	5,408
Germany	248	983
Switzerland	233	724
South Korea	206	3,133
Italy	154	1,027
Finland	142	552

Source: The U.S. Customs and Border Protection, Automated Export System, July 2016

ATTACHMENT 1

Authorized Destinations pursuant to 15 CFR 740.20 (c)

Country Group A:5

36 STA (c)(1) Countries

Argentina	AR	Germany	DE	Norway	NO
Australia	AU	Greece	GR	Poland	PL
Austria	AT	Hungary	HU	Portugal	PT
Belgium	BE	Iceland	IS	Romania	RO
Bulgaria	BG	Ireland	IE	Slovakia	SK
Canada	CA	Italy	IT	Slovenia	SI
Croatia	HR	Japan	JP	South Korea	KR
Czech Republic	CZ	Latvia	LV	Spain	ES
Denmark	DE	Lithuania	LT	Sweden	SE
Estonia	EE	Luxembourg	LU	Switzerland	CH
Finland	FI	Netherlands	NL	Turkey	TR
France	FR	New Zealand	NZ	United Kingdom	GB

Country Group A:6

8 STA (c)(2) Countries

Can ONLY receive ECCNs with NS and AT reasons for control.

Albania	AL
Hong Kong	HK
India	IN
Israel	IL
Malta	MT
Singapore	SG
South Africa	ZA
Taiwan	TW