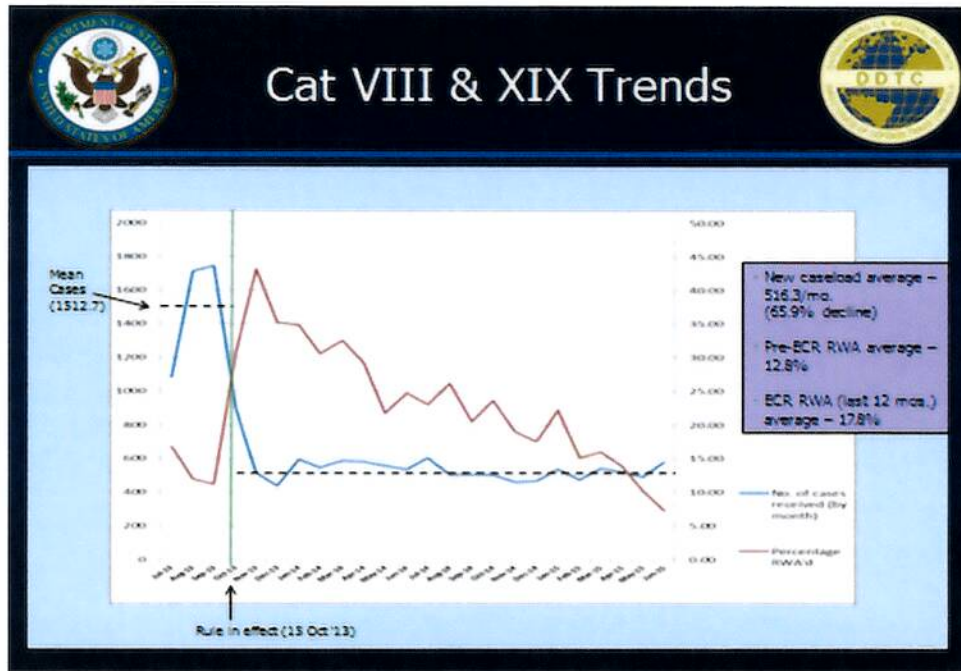


Statistics of the First ECR Transition Rule - Aircraft and Gas Turbine Engines

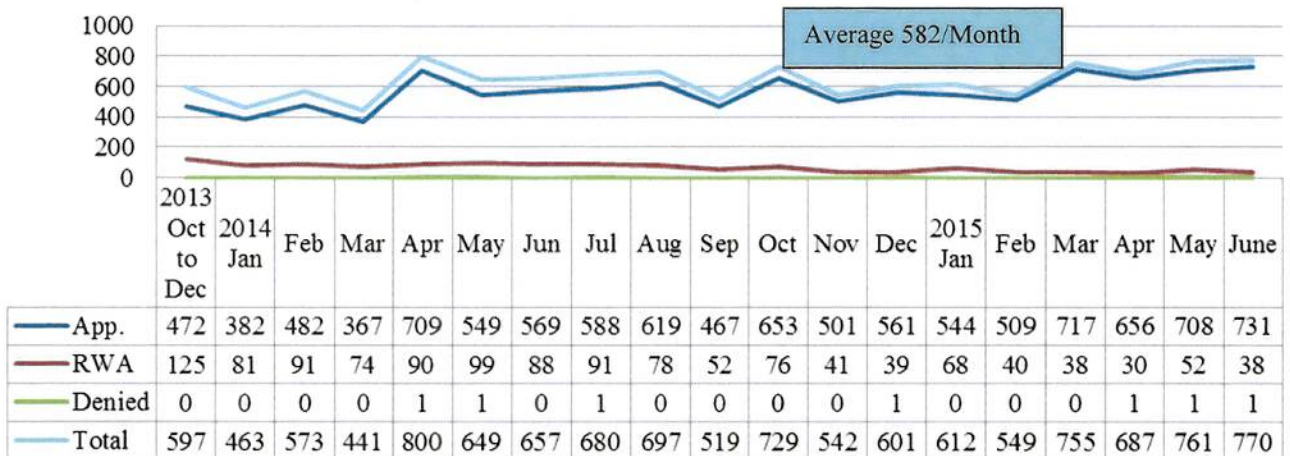
October 15, 2013 to June 30, 2015

DDTC license applications covering the USML categories VIII and XIX showed a 65.9% decline from an average of 1,513 per month to 516, a 997 average drop in license applications through July 7, 2015.



Source: The Directorate of Defense Trade Controls of the U.S. Department of State, July 2015

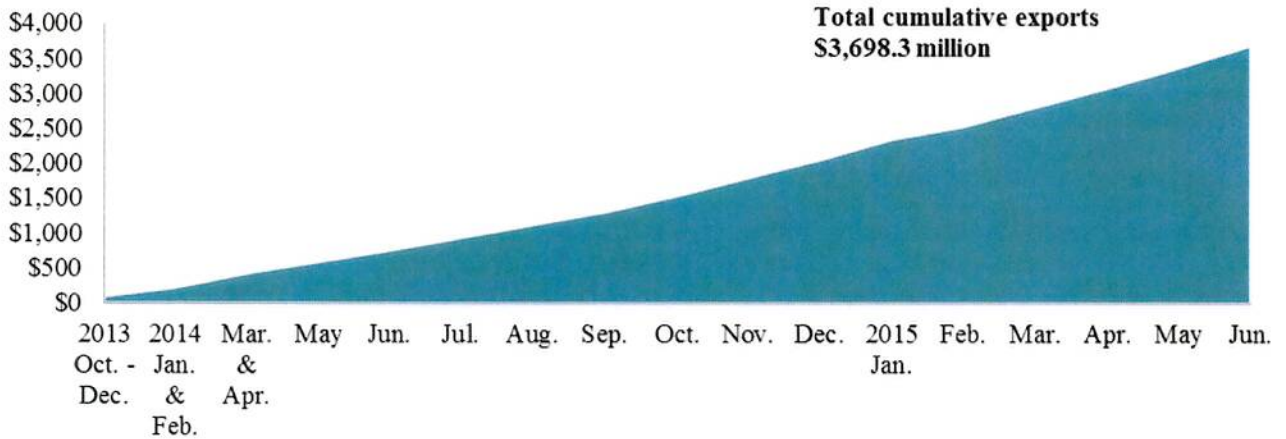
BIS License Applications for the First ECR Transition Rule October 15, 2013 to June 30, 2015



Source: Commerce U.S. Exports Exporter Support System, July 2015

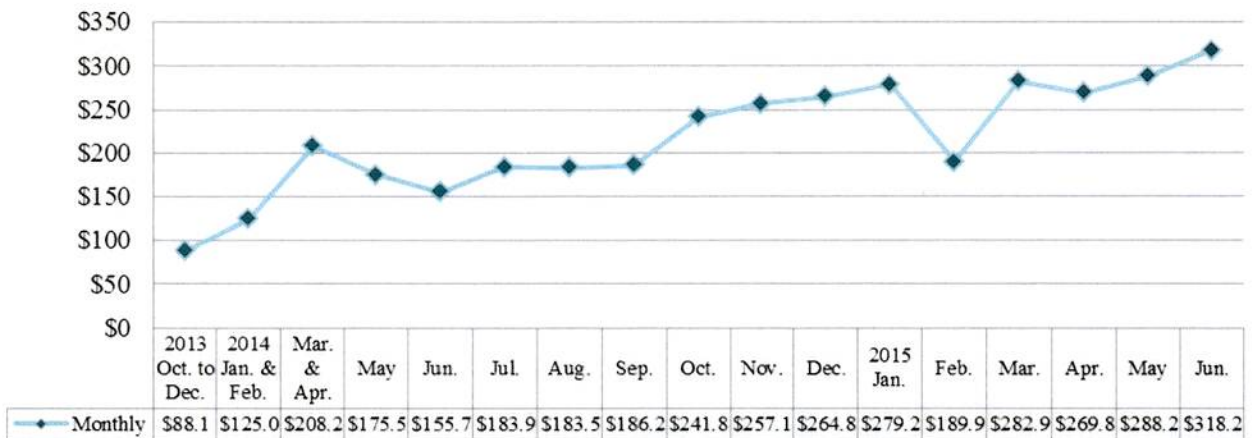
The export transactions related to the First ECR Transition Rule - Aircraft and Gas Turbine Engines items (9y610 and 9y619) totaled 117,341 for \$4.6 billion. Commerce specific transactions totaled 97,860 for \$3.7 billion.

**U.S. Exports of the First ECR Transition Rule Items
under BIS Jurisdiction
October 15, 2013 - June 30, 2015
Smillion**



Source: Automated Export System, July 2015

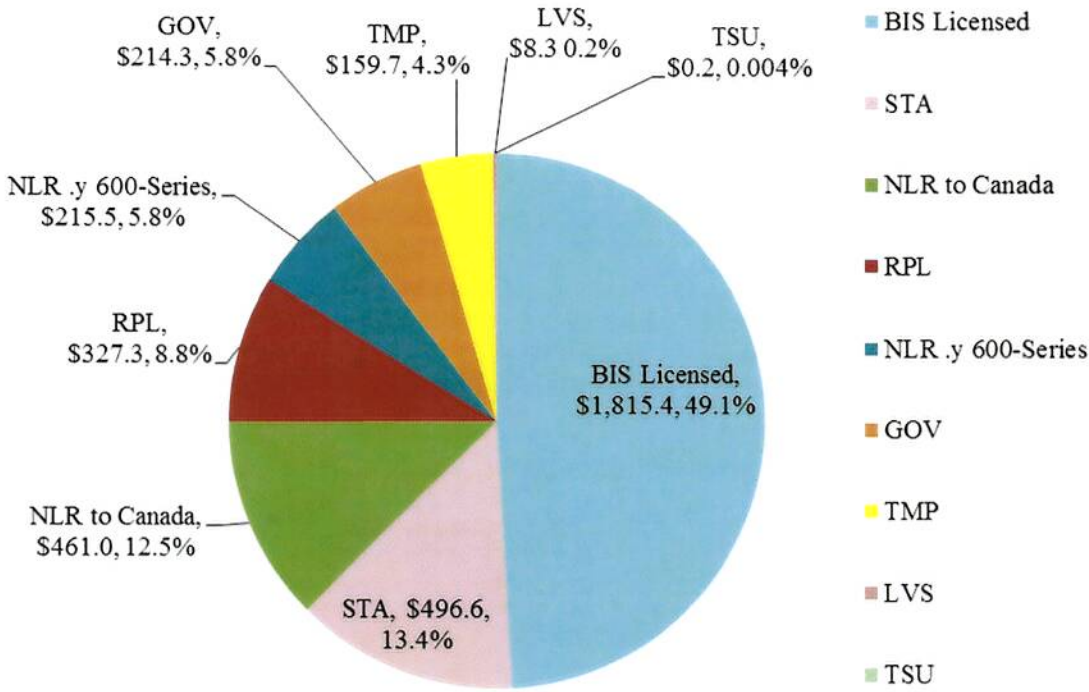
**U.S. Monthly Exports of the First ECR Transition Rule Items
Under BIS Jurisdiction
October 15, 2013 - June 30, 2015
Smillion**



Source: Automated Export System, July 2015

Of the \$3.7 billion exports of items in the First ECR transition rule under BIS jurisdiction, licensed exports totaled \$1.8 billion (49.1% of the total); STA totaled \$496.6 million (13.4%); and NLR to Canada totaled \$461.0 million (12.5%).

**U.S. Exports of the First ECR Rule By BIS License Type
October 15, 2013 to June 30, 2015
Smillion**



Source: Automated Export System, July 2015