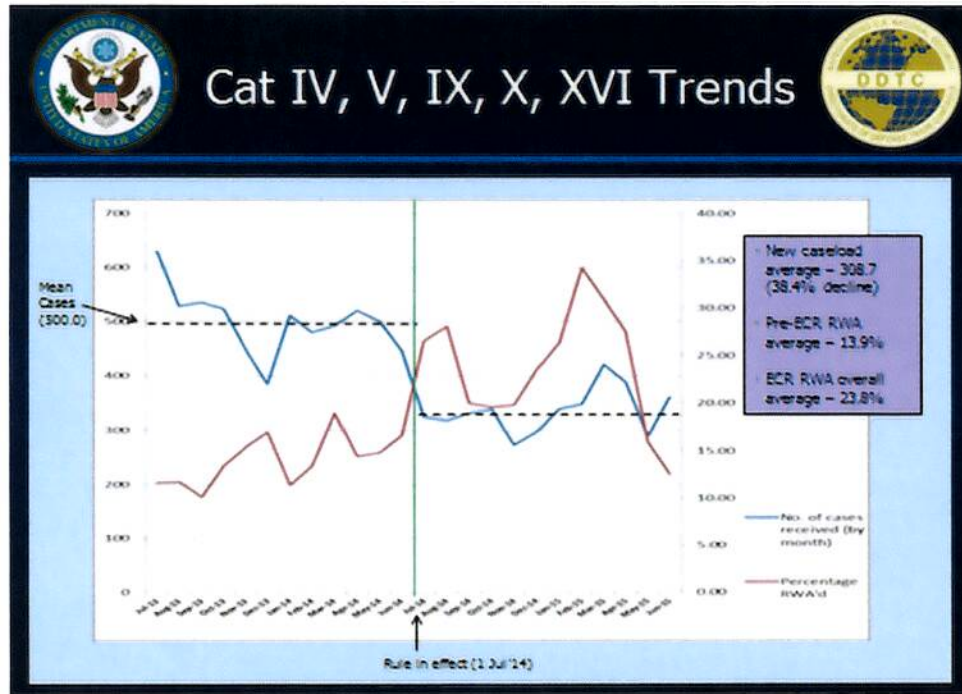


## Statistics of the Third ECR Transition Rule - Missiles and Explosives

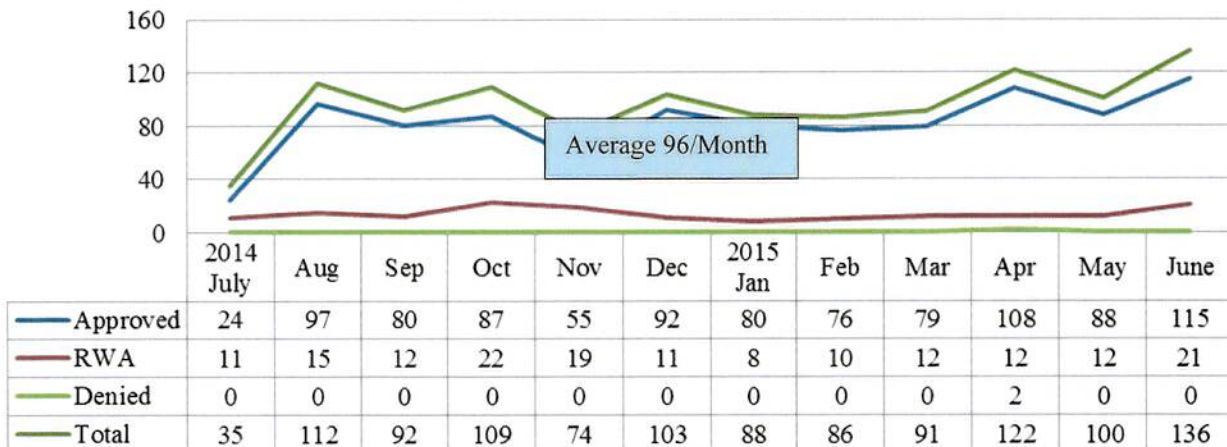
October 15, 2013 to June 30, 2015

DDTC license applications covering the USML categories IV, V, IX, X and XVI showed a 38.4% decline from an average of 500 per month to 309 per month, a 191 average drop in license applications through July 7, 2015.



Source: The Directorate of Defense Trade Controls of the U.S. Department of State, July 2015

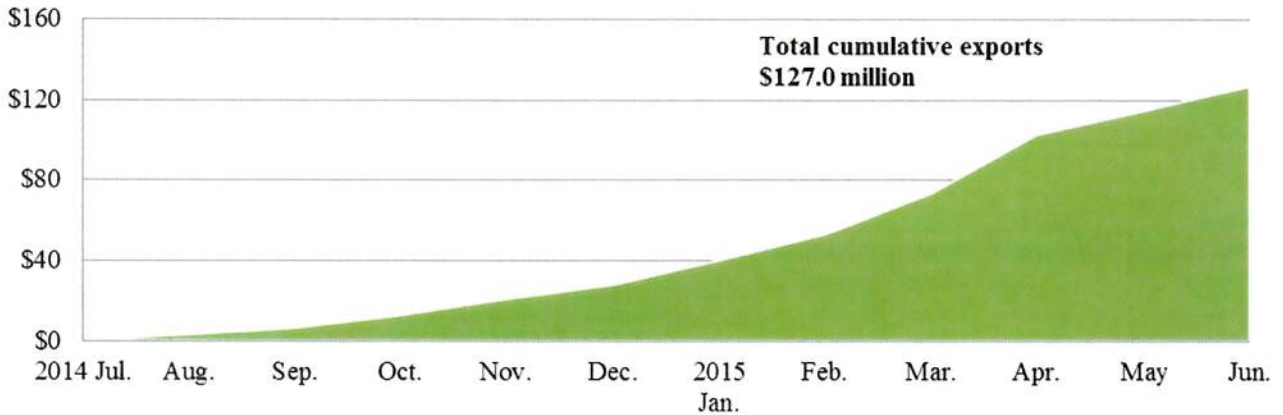
## BIS License Applications for the Third ECR Transition Rule July 1, 2014 to June 30, 2015



Source: Commerce U.S. Exports Exporter Support System, July 2015

The export transactions related to the Third ECR Transition Rule - Missiles and Explosives items (0y604, 9y604, 0y614, 1y608 and 1y613) totaled 4,463 for \$144.6 million. The Commerce-specific transactions totaled 4,356 for \$127.0 million.

**U.S. Exports of the Third ECR Transition Rule Items  
under BIS Jurisdiction  
July 1, 2014 to June 30, 2015  
Smillion**



Source: Automated Export System, July 2015

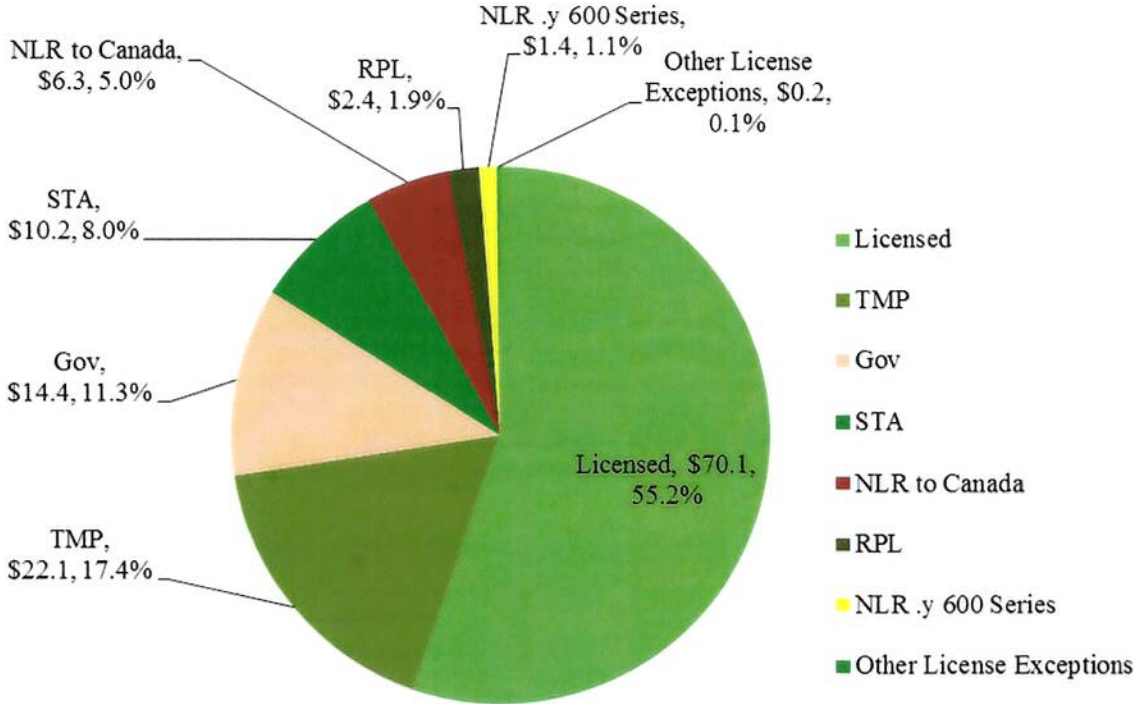
**U.S. Monthly Exports of the Third ECR Transition Rule Items  
under BIS Jurisdiction  
July 1, 2014 to June 30, 2015  
Smillion**



Source: Automated Export System, July 2015

Of the \$127.0 million exports of items in the Third ECR Transition Rule under BIS jurisdiction, licensed exports totaled \$70.1 million (55.2% of the total); exports under BIS license exception TMP totaled \$22.1 million (17.4%); and STA totaled \$10.2 million (8.0%).

**U.S. Exports of the Third ECR Transition Rule Items  
by BIS License Type  
July 1, 2014 to June 30, 2015  
Smillion**



Source: Automated Export System, July 2015