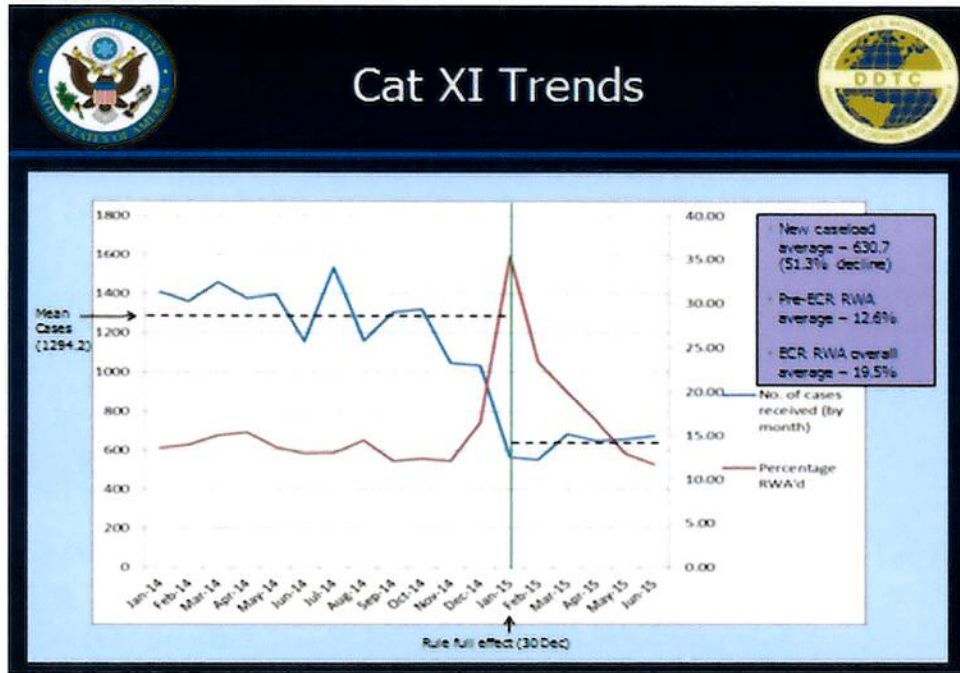


Statistics of the Fifth ECR Transition Rule – Military Electronics

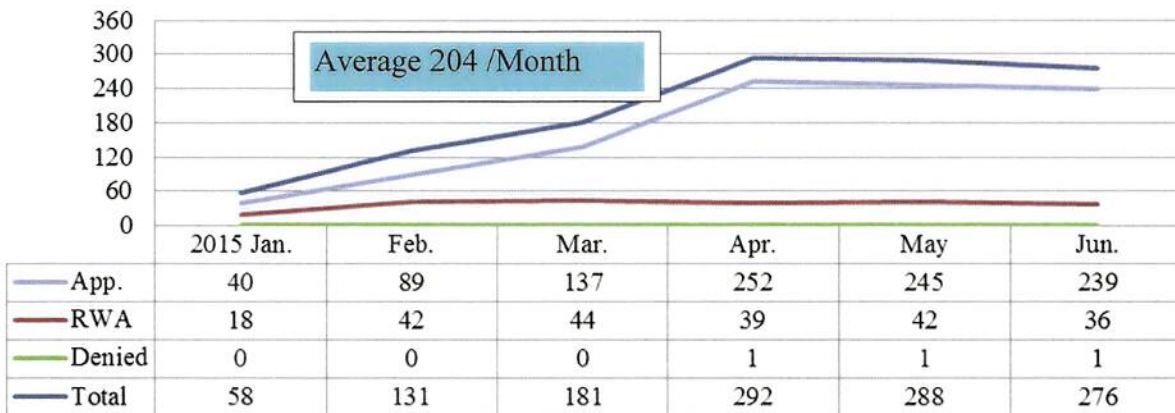
October 15, 2013 to June 30, 2015

DDTC license applications covering the USML categories XI showed a 51.3% decline from an average of 1294 per month to 631 per month, a 663 average drop in license applications through July 7, 2015.



Source: The Directorate of Defense Trade Controls of the U.S. Department of State, July 2015

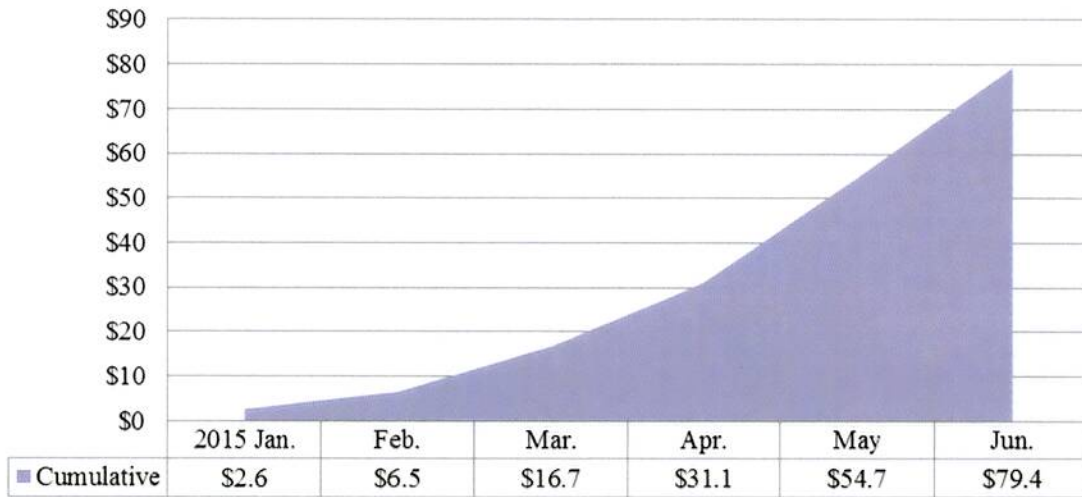
BIS License Applications for the Fifth ECR Transition Rule December 30, 2014 to June 30, 2015



Source: Commerce U.S. Exports Exporter Support System, July 2015

The export transactions related to the Fifth ECR transition rule – Military electronic items (3x611 and 9x620) totaled 2,619 for \$83.9 million. Commerce specific transactions were 2,507 for \$79.4 million.

**U.S. Exports of the Fifth ECR Transition Rule Items
December 30, 2014 to June 30, 2015
Smillion**



Source: Automated Export System, July 2015

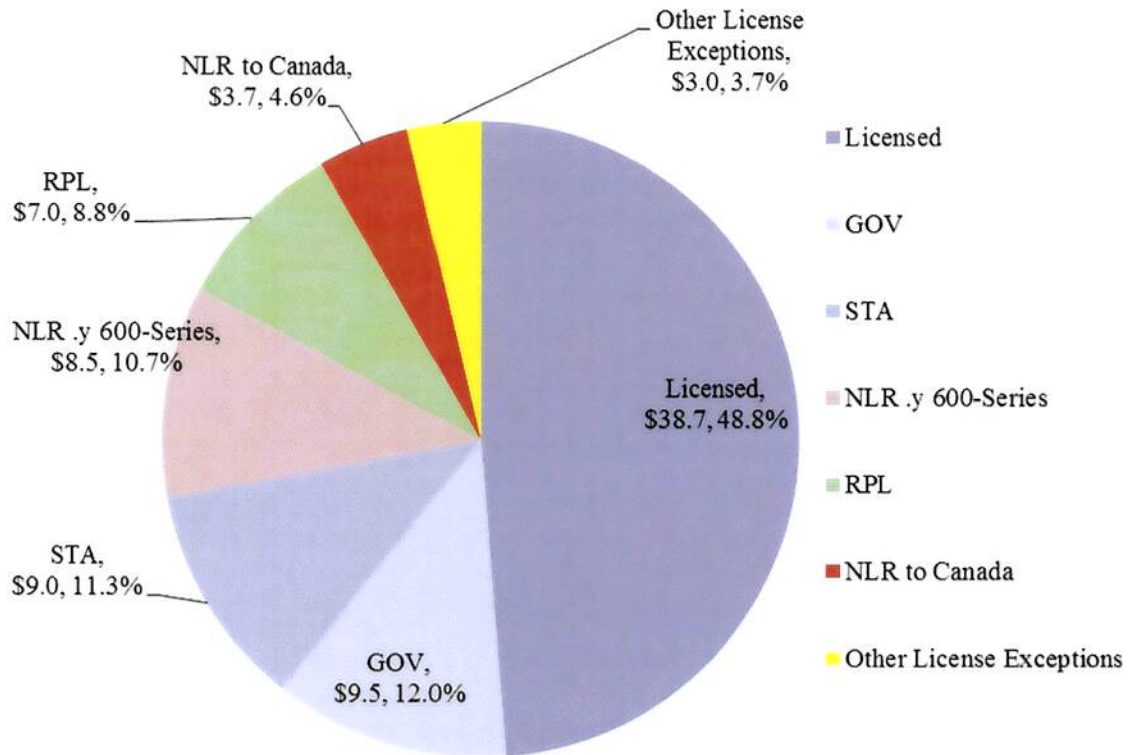
**U.S. Monthly Exports of the Fifth ECR Transition Rule Items
December 30, 2014 to June 30, 2015
Smillion**



Source: Automated Export System, July 2015

Of the \$79.4 million exports of items in the Fifth ECR Transition Rule under BIS jurisdiction, licensed exports totaled \$38.7 million (48.8% of the total); License Exception GOV totaled \$9.5 million (12.0%), and STA totaled \$9.0 million (11.9%).

**U.S. Exports of the Fifth ECR Transition Rule Items
by BIS License Type
December 30, 2014 to June 30, 2015**



Source: Automated Export System, July 2015