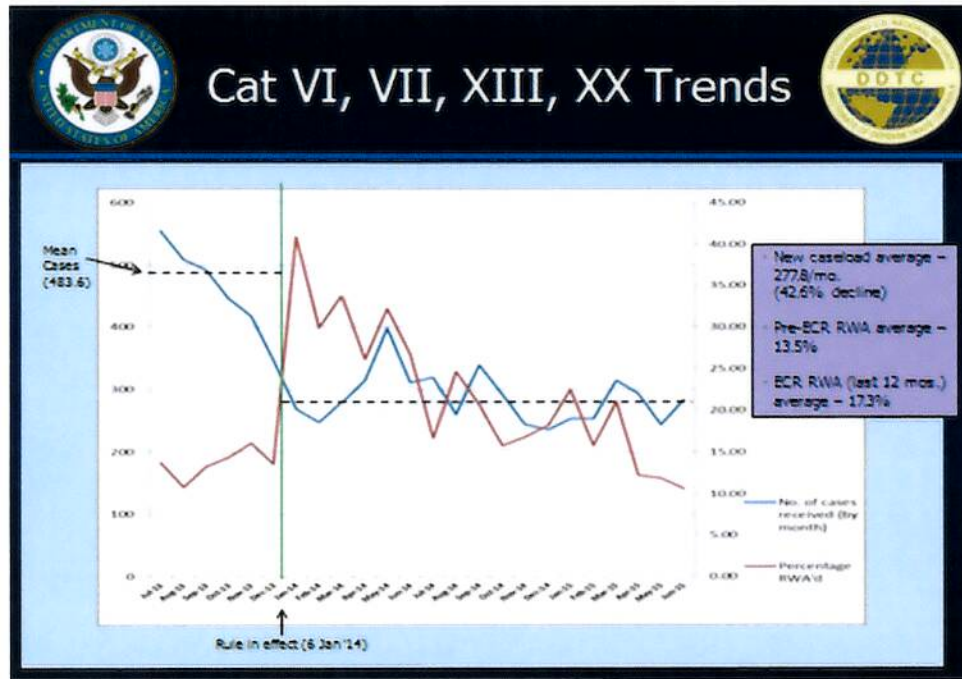


## Statistics of the Second ECR Transition Rule - Vehicles and Vessels

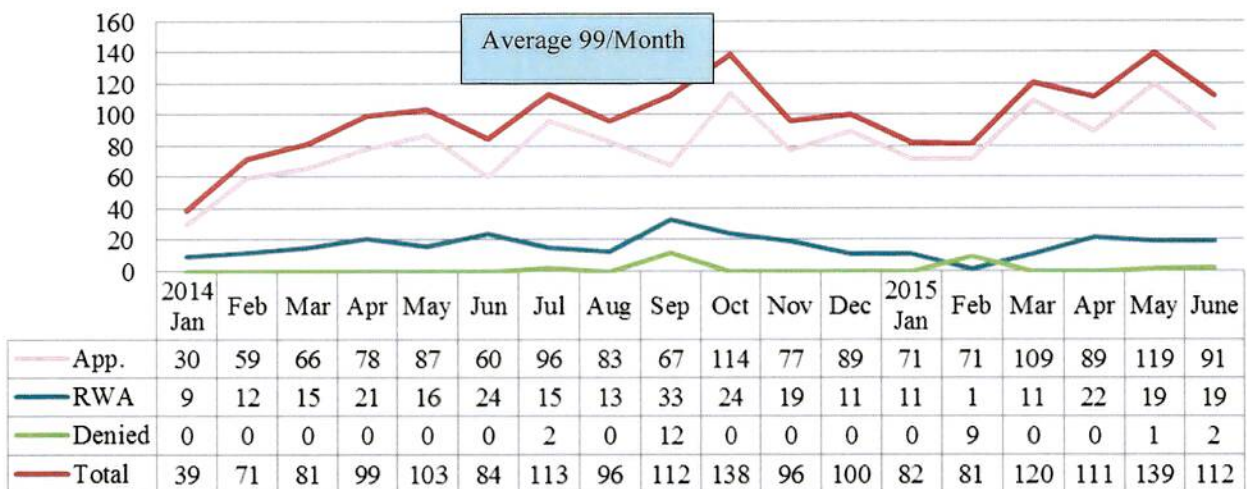
October 15, 2013 to June 30, 2015

DDTC license applications covering the USML categories VI, VII, XIII, and XX showed a 42.6% decline from an average of 484 per month to 278 per month, a 206 average drop in license applications through July 7, 2015.



Source: The Directorate of Defense Trade Controls of the U.S. Department of State, July 2015

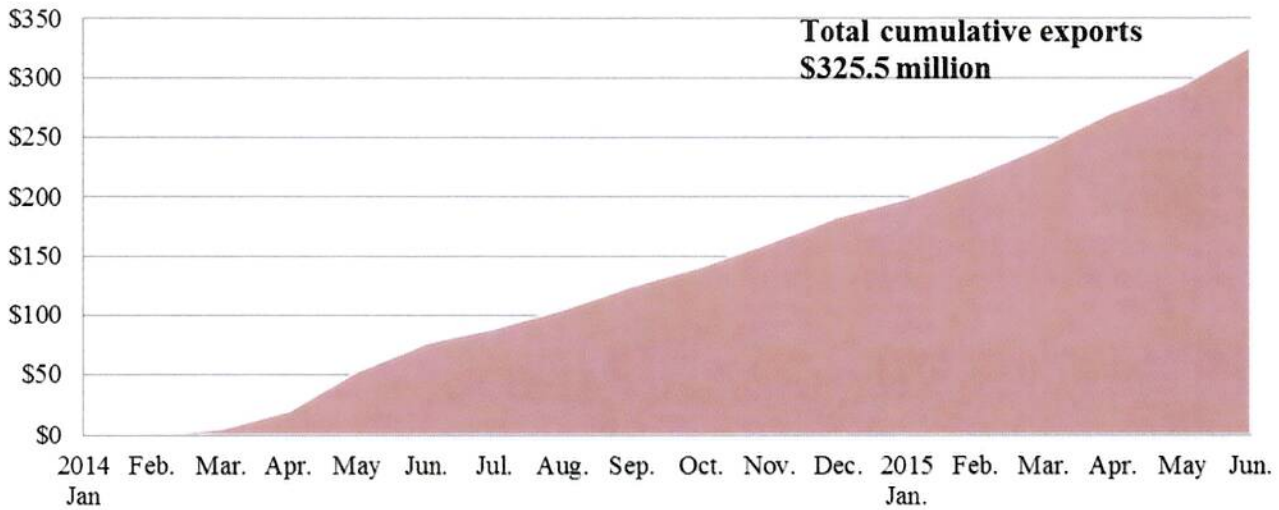
## BIS License Applications for the Second ECR Transition Rule January 6, 2014 to June 30, 2015



Source: Commerce U.S. Exports Exporter Support System, July 2015

The transactions related to the Second ECR Transition Rule - Vehicles and Vessels items (0y606, 0y617, 8y609 and 8y620) totaled 17,820 for 329.8 million. Commerce specific transactions totaled 17,742 for \$325.5 million.

**U.S. Exports of the Second ECR Transition Rule Items  
under BIS Jurisdiction  
January 6, 2014 to June 30, 2015**



Source: Automated Export System, July 2015

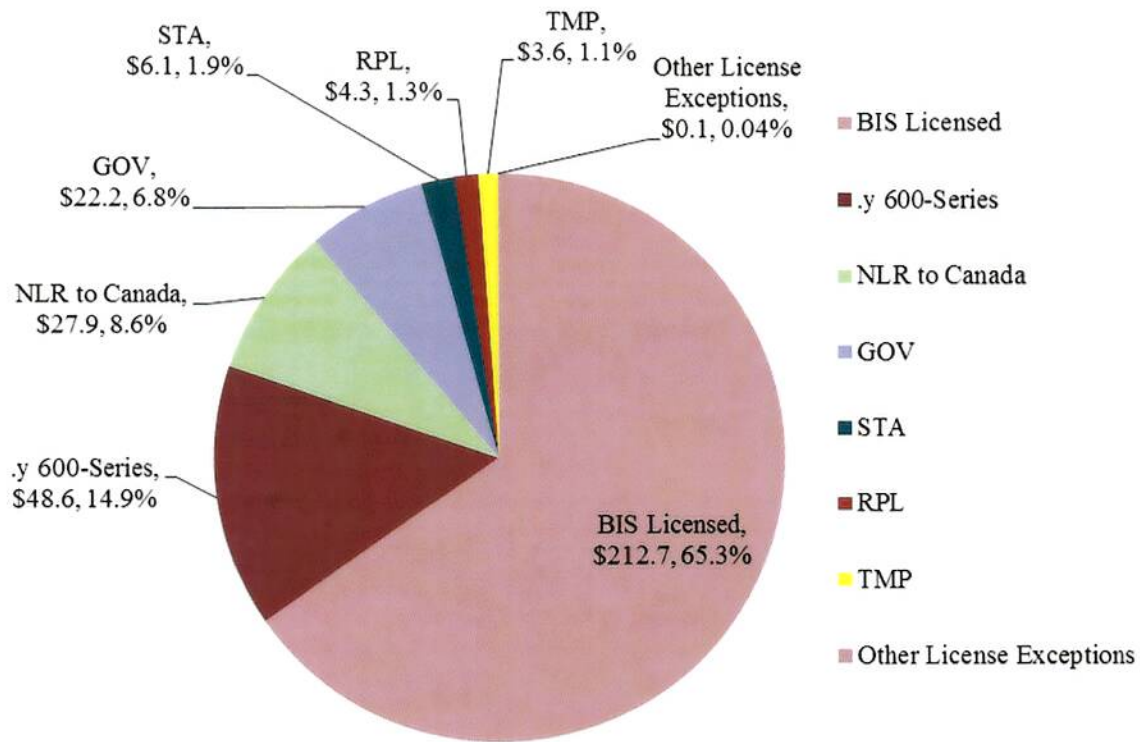
**U.S. Monthly Exports of the Second ECR Transition Rule Items  
under BIS Jurisdiction  
January 6, 2014 to June 30, 2015  
Smillion**



Source: Automated Export System, July 2015

Of the \$325.5 million exports of items in the Second ECR Transition Rule under BIS jurisdiction, licensed exports totaled \$212.7 million (65.3% of the total); NLR exports for .y 600-Series items totaled \$48.6 million (14.9%); NLR exports to Canada totaled \$27.9 million (8.6%); and STA totaled \$6.1 million (1.9%).

**U.S. Exports of the Second ECR Transition Rule Items  
by BIS License Type  
January 6, 2014 to June 30, 2015  
Smillion**



*Source: Automated Export System, July 2015*