

Analysis of U.S. Trade with France, 2022

Summary

Imports and exports reported by U.S. Census Bureau¹

In 2022, both U.S. exports to France and imports from France grew for a second year in a row. U.S. exports totaled \$46.0 billion, an increase of 53.9% (\$16.1 billion), and U.S. imports totaled \$57.3 billion, an increase of 14.3% (\$7.2 billion). The trade deficit was \$11.3 billion, decreasing 44.3% (\$9.0 billion) from 2021.

In 2022, 2.2% of total U.S. global exports of \$2.1 trillion were exported to France and 1.8% of total U.S. imports of \$3.2 trillion from all countries were imported from France.

In 2022, \$1.3 billion of U.S. exports of Art, Collectors' Pieces, Antiques to France represented 11.5% of U.S. global exports of those commodities.

In 2022, \$13.7 billion of U.S. imports of Chemicals, Plastics, Rubber, And Leather Goods from France constituted 2.9% of the total U.S. imports of those commodities.

BIS export data²

In 2022, U.S. exports to France shipped under a BIS license exception totaled \$393.6 million, an increase of 23.0% from \$320.0 million in 2021.

In 2022, the top license exception utilized under the Export Administration Regulations (EAR) was Encryption Commodities & Software (ENC). Exports made with an ENC license exception totaled \$251.7 million, accounting for 64.0% of exports to France made under license exceptions. This was followed by Temporary Imports, Exports, Reexports, and Transfers (TMP) (\$65.6 million; 16.7%), and Servicing and Replacement Of Parts and Equipment (RPL), (\$31.4 million; 8.0%).

¹ Export data in this section refers to trade in "goods" as defined by the U.S. Census: "Merchandise, supplies, raw materials, and products or any other item identified by a Harmonized System (HS) code." Such data does not capture trade in technologies (e.g., exports made as transmissions or transfers); nor does it capture reexports of US-origin goods or technologies from another country. Nor does it include deemed exports or reexports. <https://www.census.gov/foreign-trade/reference/definitions/index.html#goods>.

² Export data in this section is derived from Automated Export System (AES) filings. Data in this section refers to the export of commodities, software, and technology subject to the Export Administration Regulations (EAR) and regulated as "items." The data includes exports whether made under a license or a license exception. Such data does not capture trade in technologies (e.g., exports made as transmissions or transfers), nor does it capture reexports of US-origin goods from a third country. Nor does it include deemed exports or deemed reexports.



Analysis of U.S. Trade with France, 2022

BIS licensing data³

In 2022, the number of export license applications for France, excluding applications for deemed⁴ exports, amounted to 2.4% of total applications worldwide.

In 2022, for applications involving commodities, software, and technology (excluding deemed exports of technology and source code to French nationals in the U.S. or made as deemed reexports in a third country), BIS reviewed 945 export license applications valued at \$2.1 billion for France. Of these applications, BIS approved 860 applications for France valued at \$1.98 billion with an approval rate of 91.0%. BIS denied four license applications for France. The remainder were returned without action (RWA).

In 2022, BIS reviewed 17 applications for deemed exports involving French nationals, representing 1.2% of total deemed export applications worldwide. Sixteen of these applications were approved and one was returned without action (an approval rate of 94.1%).

In 2022, the top approved Export Control Classification Numbers (ECCNs) on licenses for France were 9A610 for Military Aircraft and Related Commodities with 216 approvals, followed by 0A501 for Firearms (except 0A502 shotguns) and Related Commodities as follows with 98 approvals, and 3A611 for Military Electronics with 94 approvals.

In 2022, the average processing time for applications involving France was 23 calendar days.

³ Licensing data in this section is drawn from BIS internal systems. Data pertains to applications for export and/or reexport licenses and their associated outcomes. Reexport and export licenses and applications are not differentiated in this report; therefore, references to export licenses or applications should be interpreted as inclusive of reexport licenses and applications as well. All licensing figures include cases of deemed export and/or deemed reexport, unless otherwise noted.

⁴ Deemed exports are defined in 734.13(b) of the EAR: “Any release in the United States of “technology” or source code to a foreign person is a deemed export to the foreign person's most recent country of citizenship or permanent residency.”

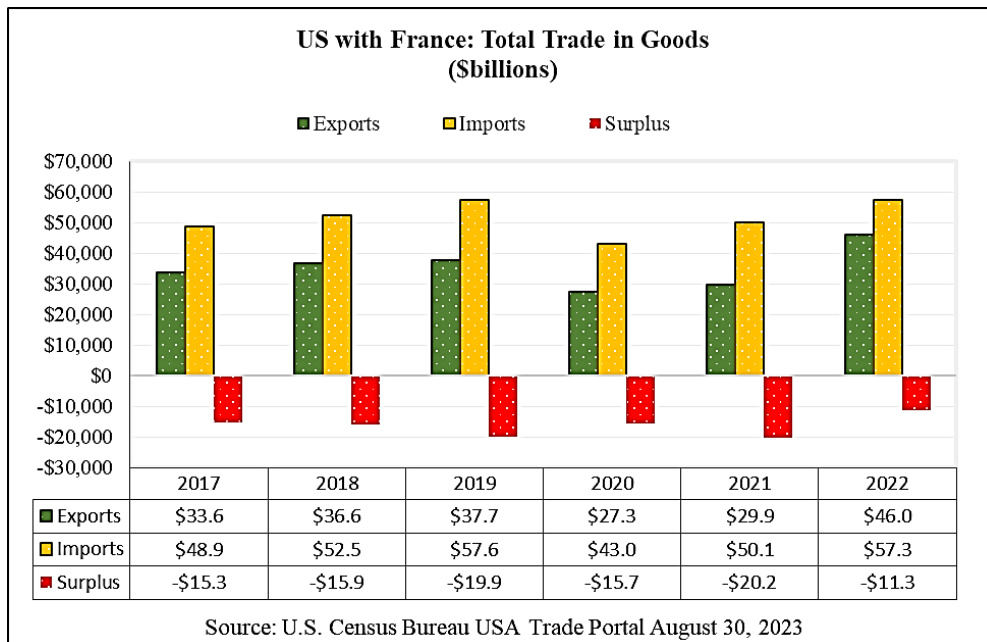
<https://www.ecfr.gov/current/title-15/subtitle-B/chapter-VII/subchapter-C/part-734/section-734.13>



Analysis of U.S. Trade with France, 2022

I. Total U.S. trade in goods with France⁵

In 2022, both U.S. exports to France and imports from France grew for a second year in a row. U.S. exports totaled \$46.0 billion, an increase of 53.9% (\$16.1 billion), and U.S. imports totaled \$57.3 billion, an increase of 14.3% (\$7.2 billion). The trade deficit was \$11.3 billion, decreasing 44.3% (\$9.0 billion) from 2021.



In 2022, the level of U.S. exports to France and U.S. imports from France in goods, merchandise, and commodities exceeded the prior five-year average level by value (not adjusted for inflation), while the trade deficit fell below the prior five-year average.

	2017	2018	2019	2020	2021	2022	2017-2021 Average
EXPORTS	\$33,595.0	\$36,605.7	\$37,676.7	\$27,312.2	\$29,898.1	\$46,024.7	\$33,017.5
Δvalue	--	\$3,010.8	\$1,070.9	-\$10,364.4	\$2,585.9	\$16,126.6	
Δpct	--	9.0%	2.9%	-27.5%	9.5%	53.9%	
IMPORTS	\$48,909.6	\$52,493.8	\$57,595.9	\$42,970.4	\$50,144.2	\$57,303.5	\$50,422.8
Δvalue	--	\$3,584.2	\$5,102.1	-\$14,625.5	\$7,173.8	\$7,159.3	
Δpct	--	7.3%	9.7%	-25.4%	16.7%	14.3%	
BALANCE	(\$15,314.6)	(\$15,888.0)	(\$19,919.2)	(\$15,658.2)	(\$20,246.1)	(\$11,278.8)	(\$17,405.2)
Δvalue	--	(\$573.4)	(\$4,031.2)	\$4,261.1	(\$4,587.9)	\$8,967.3	
Δpct	--	3.7%	25.4%	-21.4%	29.3%	-44.3%	

Values in Millions of U.S. Dollars. Source: U.S. Census Bureau USA Trade Portal August 30, 2023

⁵ Export data in this section refers to trade in “goods” as defined by the U.S. Census: “Merchandise, supplies, raw materials, and products or any other item identified by a Harmonized System (HS) code.” Such data does not capture trade in technologies (e.g., exports made as transmissions or transfers); nor does it capture reexports of US-origin goods or technologies from another country. Nor does it include deemed exports or reexports. <https://www.census.gov/foreign-trade/reference/definitions/index.html#goods>.

Analysis of U.S. Trade with France, 2022

In 2022, of \$46.0 billion in U.S. exports to France, the top commodity sectors were Oil, Minerals, Lime, and Cement (32.7% of the total exports to the country), Transportation Equipment (20.0% of such total), and Machinery and Mechanical Appliances (14.4% of such total).

In 2022, of \$57.3 billion in U.S. imports from France, the top commodity sectors were Chemicals, Plastics, Rubber, and Leather Goods (23.8% of the total U.S imports from the country), Machinery and Mechanical Appliances (20.0% of such total) and Agricultural Products (14.1% of such total).

Imports from France By Sector	France Commodity Trade 2022	US Exports to France by Sector
\$57,303,479,139	Total Value All Commodities	\$46,024,692,643
14.1%	Agriculture Products (Chapters 01-24)	1.4%
2.5%	Oils, Minerals, Lime, Cement (Chapters 25-27)	32.7%
23.8%	Chemicals, Plastics, Rubber, Leather Goods (Chapters 28-43)	13.0%
1.3%	Wood, Cork, Paper, Printed Books (Chapters 44-49)	0.6%
1.0%	Textiles, Footwear, Headgear (Chapters 50-67)	0.4%
3.2%	Stone, Glass, Metals, Pearls (Chapters 68-71)	3.2%
3.3%	Base Metals, Iron, Steel, Tools (Chapters 72-83)	2.7%
20.0%	Machinery & Mechanical Appliances (Chapters 84-85)	14.4%
12.0%	Transportation Equipment (Chapters 86-89)	20.0%
4.5%	Optical, Measuring, Medical, Other Instruments (Chapters 90-92)	5.2%
0.1%	Arms & Ammunition (Chapter 93)	0.1%
1.0%	Miscellaneous Manufactured Items (Chapters 94-96)	0.5%
5.6%	Art, Collectors' Pieces, Antiques (Chapter 97)	2.7%
6.8%	Special Classification Items (Chapter 98)	3.3%
0.8%	Temporary Legislation (Chapter 99)	0.0%

Source: U.S. Census Bureau USA Trade Portal August 30, 2023

In 2022, 2.2% of total U.S. global exports of \$2.1 trillion were exported to France and 1.8% of total U.S. imports of \$3.2 trillion from all countries were imported from France.

Exports

In 2022, \$1.3 billion of U.S. exports of Art, Collectors' Pieces, Antiques to France represented 11.5% of U.S. global exports of those commodities. Additionally, \$15.0 billion of exports of Oil, Minerals, Lime, and Cement represented 3.9%, and \$9.2 billion of Transportation Equipment represented 3.8% of U.S. global exports of those commodities.

Imports

In 2022, \$13.7 billion of U.S. imports of Chemicals, Plastics, Rubber, and Leather Goods from France constituted 2.9% of the total U.S. imports of those commodities. Additionally, \$11.5 billion of imports of Machinery and Mechanical Appliances represented 1.2%, and the \$8.1 billion of imports of Agricultural Products represented 3.7% of the global U.S. imports of those commodities.



Analysis of U.S. Trade with France, 2022

II. U.S. Exports to France Subject to BIS Export Controls⁶

In 2022, of the \$46.0 billion⁷ in U.S. exports to France:

- \$169.9 million, or 0.4% of the total value, were exported under a BIS license;
- \$393.6 million, or 0.9% of the total value, were exported under a BIS license exception;
- \$12.6 billion, or 27.3%, were exported under No License Required (NLR) reporting an ECCN⁸;
- \$12.8 million, or 0.03%, were exported under NLR for 600-series .y subparagraph items⁹;
- \$0.4 million, or 0.001%, were exported under NLR for 0A501 .y subparagraph Firearms items.¹⁰

For comparison, globally:

- 0.4% of U.S. exports by dollar value were exported under a BIS license;
- 0.8% were exported under a BIS license exception;
- 9.6% of exports were exported under NLR reporting an ECCN;
- 0.02% of exports were exported under NLR for 600-series .y subparagraph items;
- 0.001% of exports were exported under NLR for 0A501 .y subparagraph Firearms items.

France			
	2020	2021	2022
Licensed by BIS	\$142.8	\$151.2	\$169.9
BIS License Exceptions	\$823.7	\$320.0	\$393.6
NLR reporting an ECCN [8]	\$9,433.1	\$9,083.1	\$12,573.6
NLR DY6 600-Series .y subparagraph [9]	\$9.8	\$12.6	\$12.8
NLR YFA 0A501 .y subparagraph firearms [10]	\$0.3	\$0.7	\$0.4
Values in Millions of U.S. Dollars. Source: Automated Export System February 15, 2023			

Reasons for Control	Chemical and Biological Weapons			Nuclear Nonproliferation		National Security		Missile Tech	Regional Stability		Firearms Convention	Crime Control			Anti-Terrorism	
	CB:1	CB:2	CB:3	NP:1	NP:2	NS:1	NS:2	MT:1	RS:1	RS:2	FC:1	CC:1	CC:2	CC:3	AT:1	AT:2
France	X					X		X	X							

⁶ Unless otherwise specified, export data in this section is derived from Automated Export System (AES) filings. Data in this section refers to the export of commodities, software, and technology subject to the Export Administration Regulations (EAR) and regulated as “items.” The data includes exports whether made under a license or a license exception. Such data does not capture trade in technologies (e.g., exports made as transmissions or transfers), nor does it capture reexports of US-origin goods from a third country. Nor does it include deemed exports or deemed reexports.

⁷ This figure is reported by the U.S. Census Bureau. “Total exports” refers to “goods” as defined by the U.S. Census: “Merchandise, supplies, raw materials, and products or any other item identified by a Harmonized System (HS) code.” Such data does not capture trade in technologies (e.g., exports and imports made as transmissions or transfers), nor does it capture reexports of US-origin goods from another country <https://www.census.gov/foreign-trade/reference/definitions/index.html#goods>.

⁸ Line items reported in AES as license type C33 with an ECCN. Excludes items classified as EAR99.

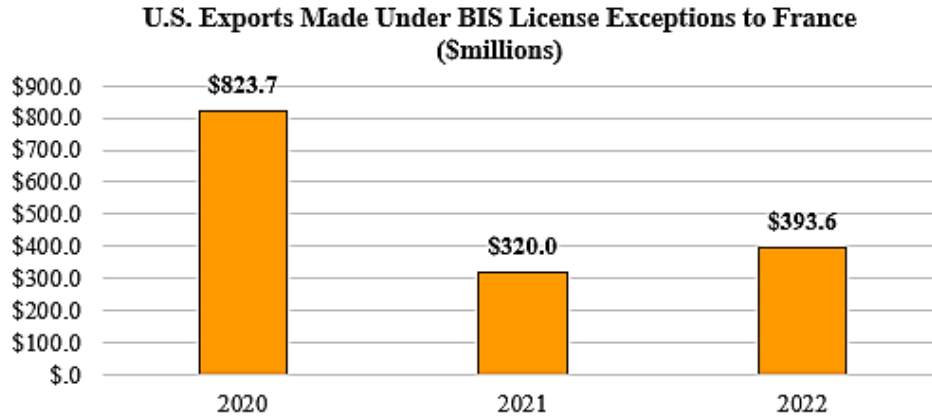
⁹ Line items reported in AES as 9x515 subparagraph .y or “600 series”, and shipped under license type C60 and license number DY6.

¹⁰ Line items reported in AES as 0A501 subparagraph .y and shipped under license type code C63, and license number YFA.



Analysis of U.S. Trade with France, 2022

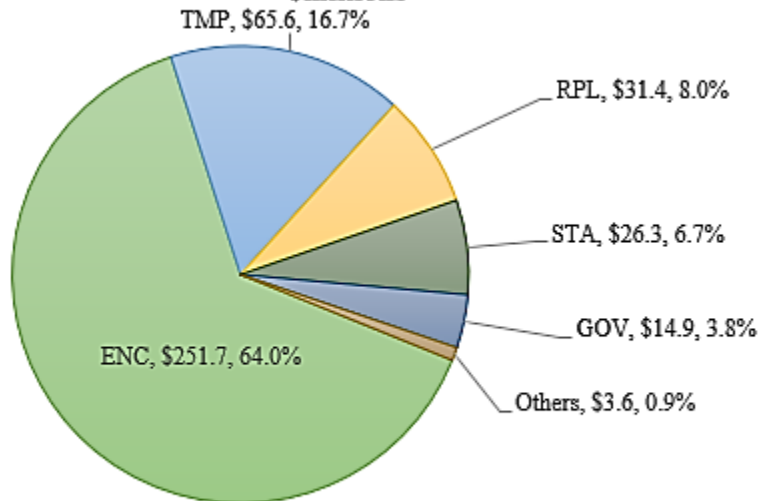
In 2022, U.S. exports to France made under a BIS license exception totaled \$393.6 million, an increase of 23.0% from \$320.0 million in 2021.



Source: Automated Export System, February 15, 2023

In 2022, the top license exception, Encryption Commodities & Software (ENC), totaled at \$251.7 million (64.0% of all license exceptions for France), followed by Temporary Imports, Exports, Reexports, and Transfers (TMP), totaled at \$65.6 million (16.7%), and Servicing and Replacement of Parts and Equipment (RPL), totaled at \$31.4 million (8.0%).

2022 U.S. Exports to France Made Under BIS License Exceptions
Smillions



Source: Automated Export System, February 15, 2023

STA: Strategic Trade Authorization

ENC: Encryption commodities, software, and technology

GOV: Governments, international organizations, international inspections under the Chemical Weapons Convention, and the International Space Station


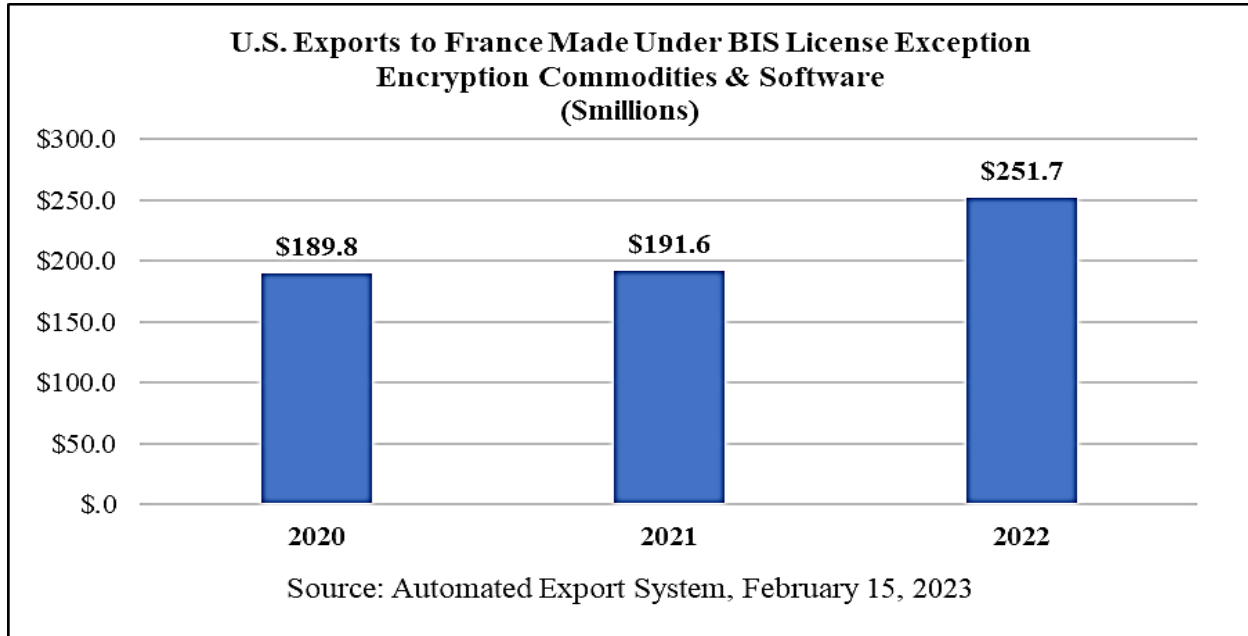
RPL: Servicing and replacement of parts and equipment

TMP: Temporary imports, exports, reexports, and transfers (in-country)



Analysis of U.S. Trade with France, 2022

In 2022, U.S. exports to France shipped under BIS license exception ENC totaled \$251.7 million, a 31.4% increase from \$191.6 million in 2021.





Analysis of U.S. Trade with France, 2022

LICENSED	Top ECCNs Reported on Exports to France, by aggregate shipment value (\$millions)		
	#1	7A103	Instrumentation, navigation equipment and systems, other than those co
	#2	9A610	Military Aircraft and Related Commodities, Other Than Those Enumerated
	#3	9A515	"Spacecraft" and related commodities, as follows (see List of Items Co
	#4	0A501	Firearms (except 0A502 shotguns) and related commodities as follows (s
	#5	1C107	Graphite and Ceramic Materials, Other Than Those Controlled by 1C007,
	#6	3A611	Military electronics, as follows (see List of Items Controlled).
	#7	0A505	Ammunition as follows (see List of Items Controlled).
	#8	9A619	Military gas turbine engines and related commodities (see List of Item
	#9	7A003	'Inertial Measurement Equipment or Systems', Having any of the Followi
	#10	6A002	Optical Sensors and Equipment, and "Components" Therefor, as Follows (

Note: ECCN descriptions have been truncated: please review Commerce Control List for full description

EXCEPTIONS	Top ECCNs Reported on Exports to France, by aggregate shipment value (\$millions)		
	#1	5A002	"Information security" systems, equipment and "components," as follows
	#2	9A610	Military Aircraft and Related Commodities, Other Than Those Enumerated
	#3	3A611	Military electronics, as follows (see List of Items Controlled).
	#4	5B991	Telecommunications test equipment, n.e.s.
	#5	9A515	"Spacecraft" and related commodities, as follows (see List of Items Co
	#6	9A991	"Aircraft," n.e.s., and gas turbine engines not controlled by 9A001 or
	#7	6A003	Cameras, Systems or Equipment, and "Components" Therefor, as Follows (
	#8	EAR99	Items subject to the EAR that are not elsewhere specified in this CCL
	#9	5D002	"Software" as follows (see List of Items Controlled).
	#10	7A611	Military fire control, laser, imaging, and guidance equipment, as foll

Note: ECCN descriptions have been truncated: please review Commerce Control List for full description

NLR with ECCN	Top ECCNs Reported on Exports to France, by aggregate shipment value (\$millions)		
	#1	9A991	"Aircraft," n.e.s., and gas turbine engines not controlled by 9A001 or
	#2	7A994	Other navigation direction finding equipment, airborne communication e
	#3	5A992	Equipment not controlled by 5A002 (see List of Items Controlled).
	#4	3B991	Equipment not controlled by 3B001 for the manufacture of electronic "p
	#5	5A991	Telecommunication equipment, not controlled by 5A001 (see List of Item
	#6	9E991	"Technology", for the "development", "production" or "use" of equipmen
	#7	3A999	Specific Processing Equipment, n.e.s., as Follows (See List of Items C
	#8	6A998	Radar systems, equipment and major "components," n.e.s., and "speciall
	#9	3A991	Electronic devices, and "components" not controlled by 3A001.
	#10	4A994	Computers, "electronic assemblies" and related equipment not controlle

Note: ECCN descriptions have been truncated: please review Commerce Control List for full description

Source: Automated Export System



Analysis of U.S. Trade with France, 2022

LICENSED	Top ECCNs Reported on Exports to France, by shipment count [1]		
	#1	9A610	Military Aircraft and Related Commodities, Other Than Those Enumerated
	#2	7A103	Instrumentation, navigation equipment and systems, other than those co
	#3	0A501	Firearms (except 0A502 shotguns) and related commodities as follows (s
	#4	3A611	Military electronics, as follows (see List of Items Controlled).
	#5	9A619	Military gas turbine engines and related commodities (see List of Item
	#6	1C107	Graphite and Ceramic Materials, Other Than Those Controlled by 1C007,
	#7	0A505	Ammunition as follows (see List of Items Controlled).
	#8	1C351	Human and animal pathogens and “toxins,” as follows (see List of Items
	#9	3A001	Electronic items as follows (see List of Items Controlled).
	#10	1A613	Armored and protective “equipment” and related commodities, as follows

Note: ECCN descriptions have been truncated: please review Commerce Control List for full description

EXCEPTIONS	Top ECCNs Reported on Exports to France, by shipment count [1]		
	#1	5A002	“Information security” systems, equipment and “components,” as follows
	#2	9A610	Military Aircraft and Related Commodities, Other Than Those Enumerated
	#3	9A991	“Aircraft,” n.e.s., and gas turbine engines not controlled by 9A001 or
	#4	EAR99	Items subject to the EAR that are not elsewhere specified in this CCL
	#5	3A611	Military electronics, as follows (see List of Items Controlled).
	#6	0A501	Firearms (except 0A502 shotguns) and related commodities as follows (s
	#7	7A103	Instrumentation, navigation equipment and systems, other than those co
	#8	9A515	“Spacecraft” and related commodities, as follows (see List of Items Co
	#9	5D002	“Software” as follows (see List of Items Controlled).
	#10	3A001	Electronic items as follows (see List of Items Controlled).

Note: ECCN descriptions have been truncated: please review Commerce Control List for full description

NLR with ECCN	Top ECCNs Reported on Exports to France, by shipment count [1]		
	#1	9A991	“Aircraft,” n.e.s., and gas turbine engines not controlled by 9A001 or
	#2	7A994	Other navigation direction finding equipment, airborne communication e
	#3	5A991	Telecommunication equipment, not controlled by 5A001 (see List of Item
	#4	5A992	Equipment not controlled by 5A002 (see List of Items Controlled).
	#5	3A991	Electronic devices, and “components” not controlled by 3A001.
	#6	3B991	Equipment not controlled by 3B001 for the manufacture of electronic “p
	#7	3A999	Specific Processing Equipment, n.e.s., as Follows (See List of Items C
	#8	6A998	Radar systems, equipment and major “components,” n.e.s., and “speciall
	#9	4A994	Computers, “electronic assemblies” and related equipment not controlle
	#10	3A992	General purpose electronic equipment not controlled by 3A002.

Note: ECCN descriptions have been truncated: please review Commerce Control List for full description

[1] Source: Automated Export System. Shipment count is the number of distinct AES filings containing the given ECCN.

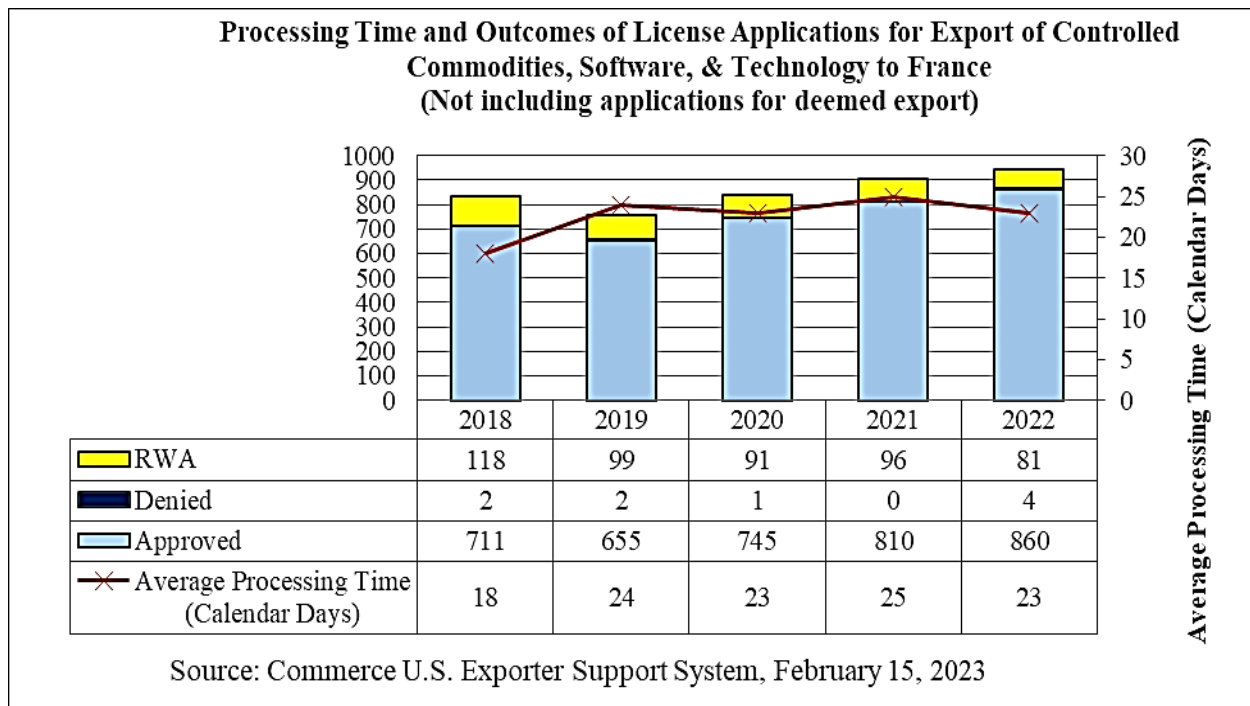


Analysis of U.S. Trade with France, 2022

III. BIS Licensing Involving France¹¹

In 2022, the number of export license applications for France, excluding applications for deemed exports and reexports, amounted to 2.4% of total applications worldwide.

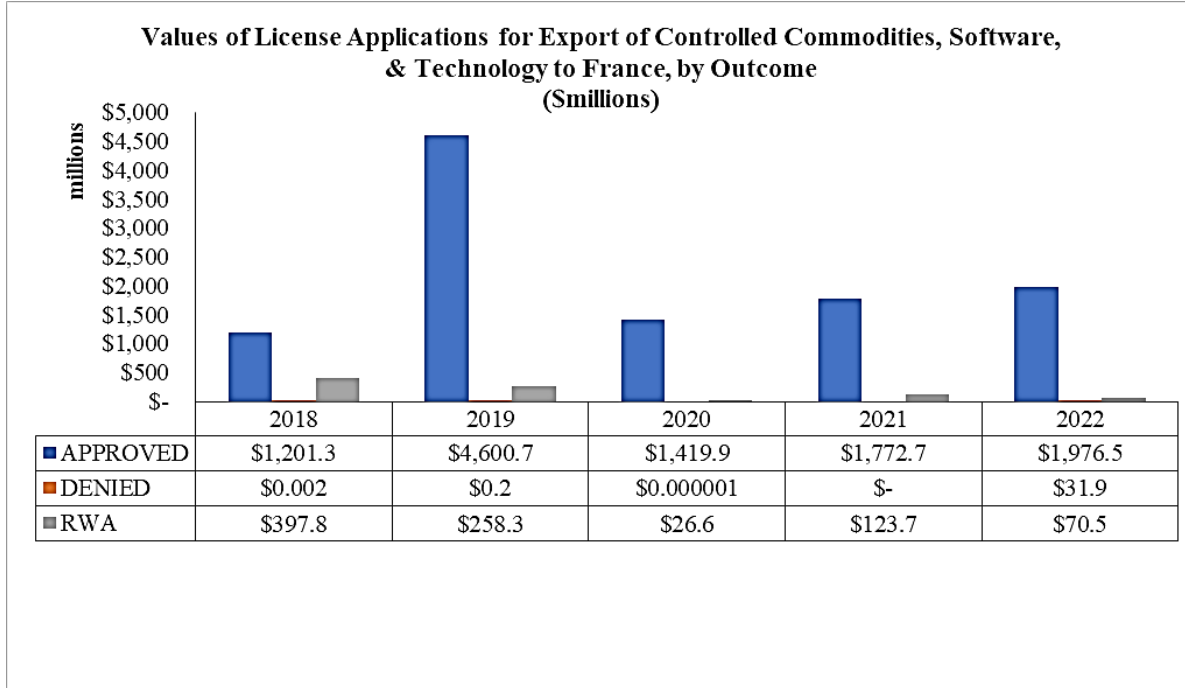
In 2022, for applications involving commodities, software, and technology (excluding deemed exports and reexports of technology and source code to French nationals in the U.S. or in a third country), BIS reviewed 945 export/re-export license applications valued at \$2.1 billion for France, compared to 39,045 applications worldwide valued at \$335.9 billion. BIS denied four license applications. BIS approved 860 applications valued at \$1.98 billion with an approval rate of 91.0%, compared to 34,068 approvals worldwide and valued at \$226.1 billion with an approval rate of 87.3%.



¹¹ Licensing data in this section is drawn from BIS internal systems. Data pertains to applications for export and/or reexport licenses and their associated outcomes. Reexport and export licenses and applications are not differentiated in this report; therefore, references to export licenses or applications should be interpreted as inclusive of reexport licenses and applications as well. All licensing figures include cases of deemed exports and/or deemed reexports, unless otherwise noted.



Analysis of U.S. Trade with France, 2022



In 2022, BIS reviewed 17 applications for deemed exports or reexports involving French nationals, representing 1.2% of total deemed export or reexport applications worldwide. BIS approved 16 of these applications and returned one without action (an approval rate of 94.1%).

In the last five years, there were no denied applications for deemed exports or reexports involving French nationals.

Count of License Applications for Deemed Export, By Outcome, For Nationals of France						
2018-2022						
Year	APPROVED	DENIED	RWA	France Total	Worldwide Total	France Total/ World Total
2018	12	0	0	12	969	1.2%
2019	26	0	1	27	1,308	2.1%
2020	37	0	5	42	1,207	3.5%
2021	22	0	2	24	924	2.6%
2022	16	0	1	17	1,457	1.2%

Source: Commerce U.S. Exporter Support System, February 15, 2023



Analysis of U.S. Trade with France, 2022

In 2022, the top approved Export Control Classification Numbers (ECCNs) on licenses for France were 9A610 for Military Aircraft and Related Commodities with 216 approvals, followed by 0A501 for Firearms (except 0A502 shotguns) and Related Commodities as follow with 98 approvals, and 3A611 for Military Electronics with 94 approvals.

Top ECCNs Approved for Export to France, by Number of Licenses					2018	2019	2020	2021	2022	% of worldwide
APPROVED	#1	9A610	Military Aircraft and Related Commodities, Other Than Those Enumerated		180	189	160	182	216	4.3%
	#2	0A501	Firearms (except 0A502 shotguns) and related commodities as follows (s		-	-	130	108	98	1.8%
	#3	3A611	Military electronics, as follows (see List of Items Controlled).		79	83	58	70	94	4.5%
	#4	9E610	Technology "required" for the "development," "production," operation,		68	71	87	78	84	5.8%
	#5	3A001	Electronic items as follows (see List of Items Controlled).		38	35	30	35	39	3.0%
Source: Commerce U.S. Exporter Support System, February 15, 2023										

Note: ECCN Descriptions have been truncated: please review Commerce Control List for Full Description

ECCNs on Denied License Applications for Export to France					2022	% of World Total
Denied	#1	7A994	Other navigation direction finding equipment, airborne communication e		2	8.7%
	#2	7D994	"Software", n.e.s., for the "development", "production", or "use" of n		1	20.0%
	#3	7E994	"Technology", n.e.s., for the "development", "production", or "use" of		1	7.1%
	#4	9A515	"Spacecraft" and related commodities, as follows (see List of Items Co		1	25.0%
	#5	EAR99	Items subject to the EAR that are not elsewhere specified in this CCL		1	0.4%
Source: Commerce U.S. Exporter Support System, February 15, 2023						

Note: ECCN Descriptions have been truncated: please review Commerce Control List for Full Description

In 2022, the average processing time for applications involving French was 23 calendar days.



Analysis of U.S. Trade with France, 2022

Summary of U.S. Exports to France Calendar Year 2022				
	2021	2022	% change	% of total exports 2022
Total Exports [1]	\$ 29,898,115,542	\$ 46,024,692,643	53.9%	
EAR Controlled Exports [2]	2021	2022	% change	% of total exports 2022
C30 - Licenses	\$ 150,960,391	\$ 169,930,414	12.6%	0.4%
License Exceptions [2]	2021	2022	% of total license exceptions 2022	% of total exports 2022
C50 - ENC	\$ 191,592,008	\$ 251,737,335	64.0%	0.5%
C40 - TMP	\$ 51,730,706	\$ 65,625,040	16.7%	0.1%
C41 - RPL	\$ 22,402,204	\$ 31,433,987	8.0%	0.1%
C59 - STA	\$ 49,557,497	\$ 26,314,098	6.7%	0.1%
C42 - GOV	\$ 1,671,696	\$ 14,853,330	3.8%	0.03%
C36 - GBS	\$ 1,224,644	\$ 1,370,627	0.3%	0.003%
C46 - AVS	\$ 991,845	\$ 1,124,445	0.3%	0.002%
C44 - TSU	\$ 648,927	\$ 709,291	0.2%	0.002%
C35 - LVS	\$ 74,484	\$ 282,361	0.1%	0.001%
C53 - APP	\$ 51,279	\$ 142,772	0.04%	0.0003%
C43 - GFT	\$ 25,673	\$ 6,938	0.002%	0.00002%
Subtotal License Exceptions	\$ 319,970,963.00	\$ 393,600,224.00		0.9%
Total of Licensed Exports and License Exceptions	\$ 471,210,023.00	\$ 563,530,638.00		1.2%
NLR [2]	2021	2022	% of total NLR 2022	% of total exports 2022
C33 - NLR with an ECCN	\$ 9,083,059,838	\$ 12,573,644,734	99.9%	27.3%
C60 - NLR for 600-series .y subparagraph	\$ 12,590,559	\$ 12,785,085	0.1%	0.03%
C63 - NLR for 0A501 .y subparagraph Firearms	\$ 749,027	\$ 413,094	0.003%	0.001%
Subtotal NLR	\$ 9,096,399,424	\$ 12,586,842,913		27.3%

[1] Source: U.S. Census. Refers to trade in “goods” as defined by the U.S. Census: “Merchandise, supplies, raw materials, and products or any other item identified by a Harmonized System (HS) code.” Such data does not capture trade in technologies (e.g., exports made as transmissions or transfers); nor does it capture reexports of US-origin goods or technologies from another country. Nor does it include deemed exports or reexports.

[2] Source: Automated Export System (AES) filings.