



U.S. Trade with Saudi Arabia

Summary

In 2021, U.S. exports to Saudi Arabia totaled \$11.1 billion, a 0.3% (\$28.8 million) increase from 2020; U.S. imports from Saudi Arabia totaled \$13.5 billion, a 50.4% (\$4.5 billion) increase; and the trade deficit was \$2.4 billion, a change of 212.8% (\$4.5 billion) from a trade surplus of \$2.1 billion in 2020.

In 2021, **0.6%** of total *U.S. Exports* were shipped to Saudi Arabia while **0.5%** of total *U.S. Imports* were delivered from Saudi Arabia.

In 2021, the U.S. exported \$604.1 million in Arms & Ammunition to Saudi Arabia, a decrease of 1.7% (\$10.3 million) from \$614.5 million in 2020. U.S. Exports to Saudi Arabia now constitute 14.2% of total U.S. exports of those commodities worldwide.

In 2021, the U.S. imported \$11.1 billion in Oil, Minerals, Lime and Cement from Saudi Arabia, an increase of 46.8% (\$3.5 billion) from \$7.6 billion in 2020. In 2021, Saudi Arabia is the source of 5.0% of those commodities imported from the world.

In 2021, U.S. exports to Saudi Arabia shipped under a BIS license exception totaled \$72.3 million, a 60.8% (\$112.2 million) decrease from 2020. The usage of the license exception authorization for Encryption Commodities & Software was \$41.6 million, a 74.6% (\$122.1 million) decrease from \$163.7 million in 2020.

In 2021, BIS reviewed 620 export/re-export applications for tangible items, software, and technology (not including deemed export applications) valued at \$966.5 million for Saudi Arabia. BIS Approved applications for Saudi Arabia totaled 578 (93.2% of the total applications) for \$770.9 million. There were 42 RWA valued at \$195.6 million. There was no denied license application. In 2021, BIS processed license applications for Saudi Arabia counted 1.6% of the total license applications worldwide.

In 2021, there was no application from Saudi Arabia nationals for deemed export.

The top approved ECNNs (including deemed exports) for Saudi Arabia by count include: 2B350 for Chemical manufacturing facilities and equipment with 176 approvals; 9A610 for Military aircraft and related commodities with 78 approvals; and 0A606 for Ground vehicles and related commodities with 50 approvals.

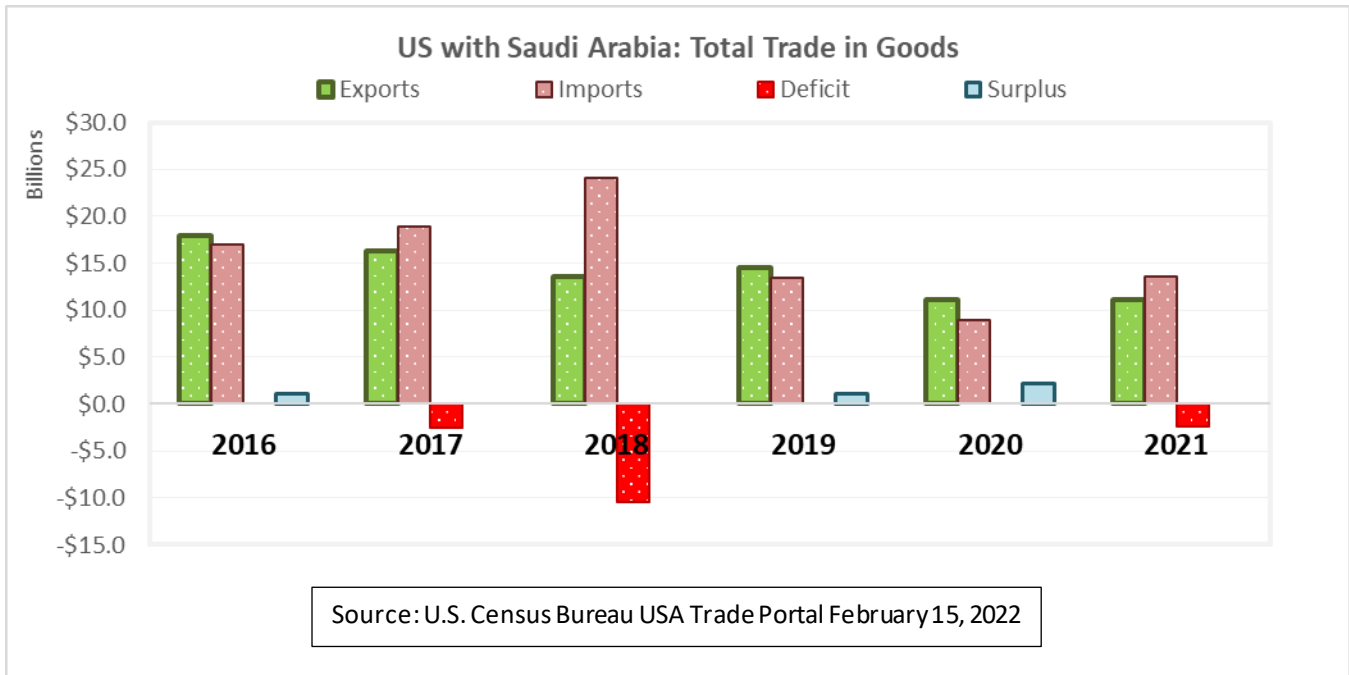
In 2021, the average processing time for Saudi Arabia was 23 calendar days.



U.S. Trade with Saudi Arabia

I. Total U.S. Trade in goods with Saudi Arabia

In 2021, U.S. exports to Saudi Arabia totaled \$11.1 billion, a 0.3% (\$28.8 million) increase from 2020; U.S. imports from Saudi Arabia totaled \$13.5 billion, a 50.4% (\$4.5 billion) increase; and the trade deficit was \$2.4 billion, a change of 212.8% (\$4.5 billion) from a trade surplus of \$2.1 billion in 2020.



In 2021, the level of U.S. exports to Saudi Arabia and U.S. imports from Saudi Arabia was lower than the prior five-year average level by value not adjusted for inflation. The U.S. trade deficit with Saudi Arabia was higher than the prior five-year average level by value not adjusted for inflation.

	2016	2017	2018	2019	2020	2021	2016-2020 Average
EXPORTS	\$17,993.7	\$16,355.4	\$13,599.2	\$14,483.0	\$11,109.3	\$11,138.0	\$14,708.1
Δvalue	--	-\$1,638.2	-\$2,756.3	\$883.8	-\$3,373.7	\$28.8	
Δpct	--	-9.1%	-16.9%	6.5%	-23.3%	0.3%	
IMPORTS	\$16,923.6	\$18,867.7	\$24,065.7	\$13,403.9	\$8,991.6	\$13,527.0	\$16,450.5
Δvalue	--	\$1,944.1	\$5,197.9	-\$10,661.8	-\$4,412.3	\$4,535.4	
Δpct	--	11.5%	27.5%	-44.3%	-32.9%	50.4%	
BALANCE	\$1,070.1	(\$2,512.3)	(\$10,466.5)	\$1,079.1	\$2,117.7	(\$2,389.0)	(\$1,742.4)
Δvalue	--	(\$3,582.4)	(\$7,954.2)	\$11,545.6	\$1,038.6	(\$4,506.7)	
Δpct	--	-334.8%	316.6%	-110.3%	96.2%	-212.8%	

Values in Millions of U.S. Dollars. Source: U.S. Census Bureau USA Trade Portal February 15, 2022



In 2021, of the \$11.1 billion in U.S. exports to Saudi Arabia, the top commodity sectors were Transportation Equipment (29.2%), Machinery & Mechanical Appliances (18.4%), and Chemicals, Plastics, Rubber, Leather Products (16.2%).

In 2021, of the \$13.5 billion in U.S. imports from Saudi Arabia, the top commodity sectors were Oils, Minerals, Lime, Cement (82.2%), Chemicals, Plastics, Rubber, Leather Products (10.1%), and Base Metals, Iron, Steel, Tools (3.3%).

Imports from Saudi Arabia by Sector	Saudi Arabia Commodity Trade 2021	US exports to Saudi Arabia by Sector
\$13,527,032,519	Total Value All Commodities	\$11,138,042,450
0.1%	Agriculture (Chapters 01-24)	11.7%
82.2%	Oils, Minerals, Lime, Cement (Chapters 25-27)	1.7%
10.1%	Chemicals, Plastics, Rubber, Leather (Chapters 28-43)	16.2%
0.0%	Wood, Cork, Paper, Printed Books (Chapters 44-49)	1.1%
1.2%	Textiles, Footwear, Headgear (Chapters 50-67)	0.6%
0.6%	Stone, Glass, Metals, Pearls (Chapters 68-71)	1.4%
3.3%	Base Metals, Iron, Steel, Tools (Chapters 72-83)	3.7%
0.3%	Machinery & Mechanical Appliances (Chapters 84-85)	18.4%
0.1%	Transportation Equipment (Chapters 86-89)	29.2%
0.0%	Optical, Measuring, Medical, Other Instruments (Chapters 90-92)	5.1%
0.0%	Arms & Ammunition (Chapter 93)	5.4%
0.0%	Miscellaneous Manufactured Items (Chapters 94-96)	1.0%
0.0%	Art, Collectors' Pieces, Antiques (Chapter 97)	0.1%
2.1%	Special Items (Chapters 98)	4.1%

Source: U.S. Census Bureau USA Trade Portal February 15, 2022

The Share of U.S. – Saudi Arabia Trade in U.S. Global Trade

In 2021, **0.6%** of total U.S. Exports were shipped to Saudi Arabia while **0.5%** of total U.S. Imports were delivered from Saudi Arabia.

U.S. Exports of Arms & Ammunition to Saudi Arabia

In 2021, the U.S. exported \$604.1 million in Arms & Ammunition to Saudi Arabia, a decrease of 1.7% (\$10.3 million) from \$614.5 million in 2020. U.S. Exports to Saudi Arabia now constitute 14.2% of total U.S. exports of those commodities worldwide.

U.S. Imports of Oil, Minerals, Lime and Cement from Saudi Arabia

In 2021, the U.S. imported \$11.1 billion in Oil, Minerals, Lime and Cement from Saudi Arabia, an increase of 46.8% (\$3.5 billion) from \$7.6 billion in 2020. In 2021, Saudi Arabia is the source of 5.0% of those commodities imported from the world.



U.S. Exports to Saudi Arabia subject to U.S. Government Export Control

II. U.S. Exports to Saudi Arabia subject to U.S. Government Export Control

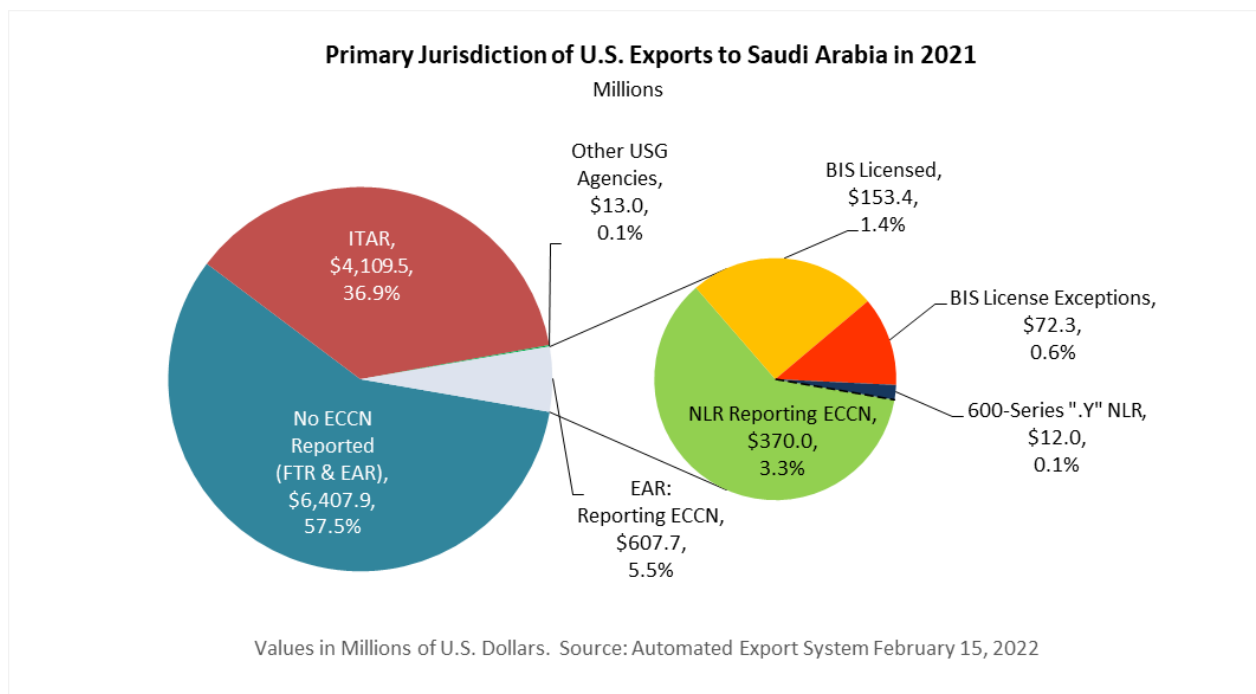
In 2021, of the \$11.1 billion in U.S. exports to Saudi Arabia:

- 2.0% were subject to a BIS license requirement.
 - 1.4% were exported under a BIS license. Worldwide, 0.4% were exported under a BIS license.
 - 0.6% were exported under a BIS license exception. Worldwide, 0.8% were exported under a BIS license exception.
- 3.3% were exported under No License Required with an ECCN; Worldwide, 10.0% were exported under NLR with an ECCN reported.
 - 0.1% were exported under NLR for 600-series .y subparagraph items. Worldwide, 0.02% were exported under NLR 600-series .y subparagraph items.

Saudi Arabia			
	2019	2020	2021
Department of State	\$5,183.2	\$3,771.9	\$4,109.5
Other USG Agencies	\$10.1	\$6.6	\$13.0
Department of Commerce	\$9,289.7	\$7,330.7	\$7,015.5
BIS Licensed	\$389.1	\$126.4	\$153.4
BIS License Exceptions	\$96.8	\$184.5	\$72.3
NLR reporting an ECCN	\$1,091.6	\$776.0	\$370.0
NLR not reporting an ECCN	\$7,682.1	\$6,241.8	\$6,407.9
600-Series ".y" paragraph NLR	\$30.1	\$1.9	\$12.0

Values in Millions of U.S. Dollars. Source: Automated Export System February 15, 2022

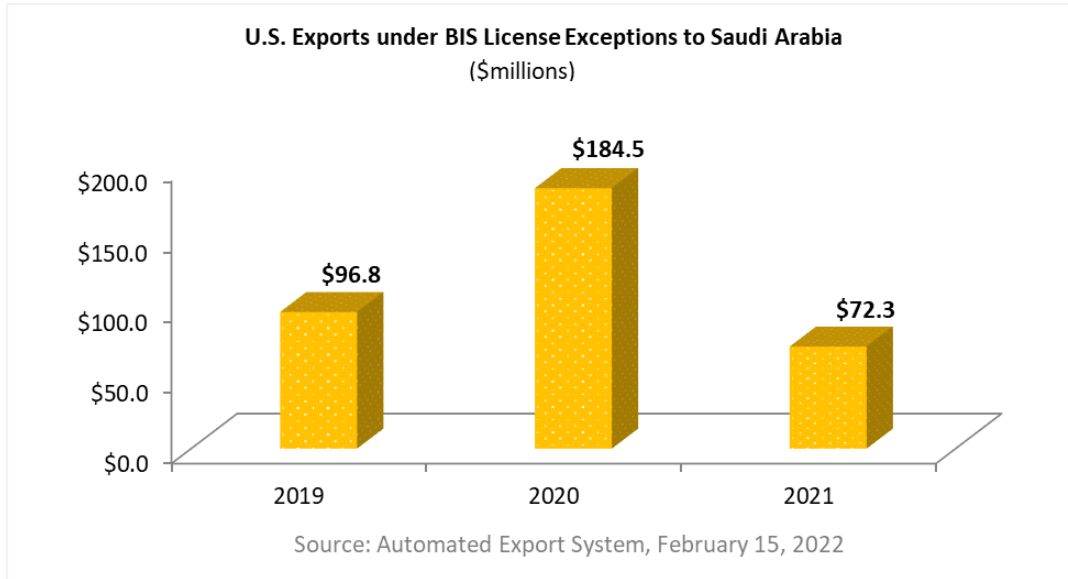
Reasons for Control	Chemical and Biological Weapons			Nuclear Nonproliferation		National Security		Missile Tech	Regional Stability		Firearms Convention	Crime Control			Anti-Terrorism	
	CB:1	CB:2	CB:3	NP:1	NP:2	NS:1	NS:2	MT:1	RS:1	RS:2	FC:1	CC:1	CC:2	CC:3	AT:1	AT:2
Saudi Arabia	X	X	X	X		X	X	X	X	X		X		X		



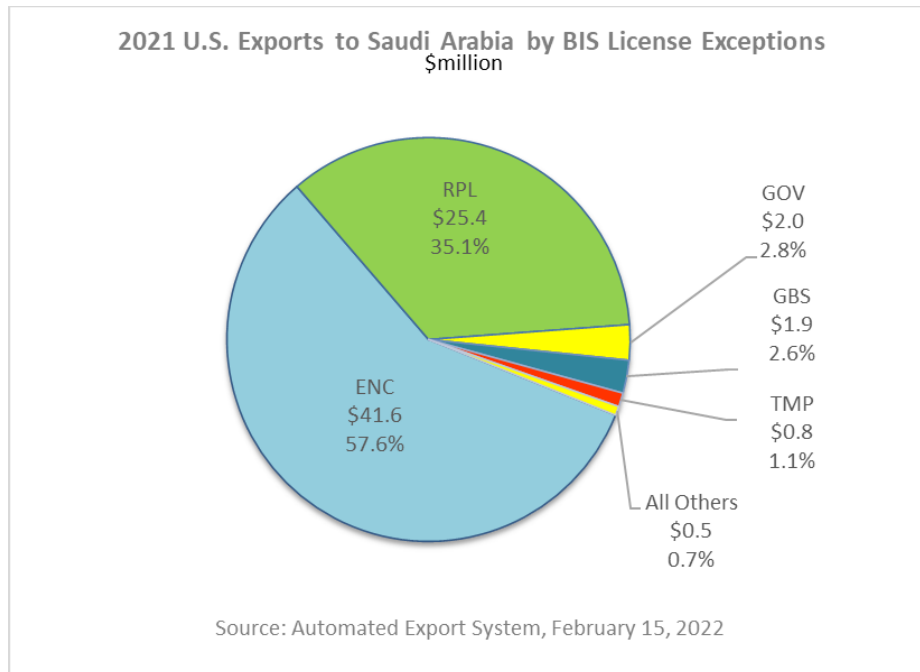


U.S. Exports to Saudi Arabia subject to U.S. Government Export Control

In 2021, U.S. exports to Saudi Arabia shipped under a BIS license exception totaled \$72.3 million, a 60.8% (\$112.2 million) decrease from 2020.



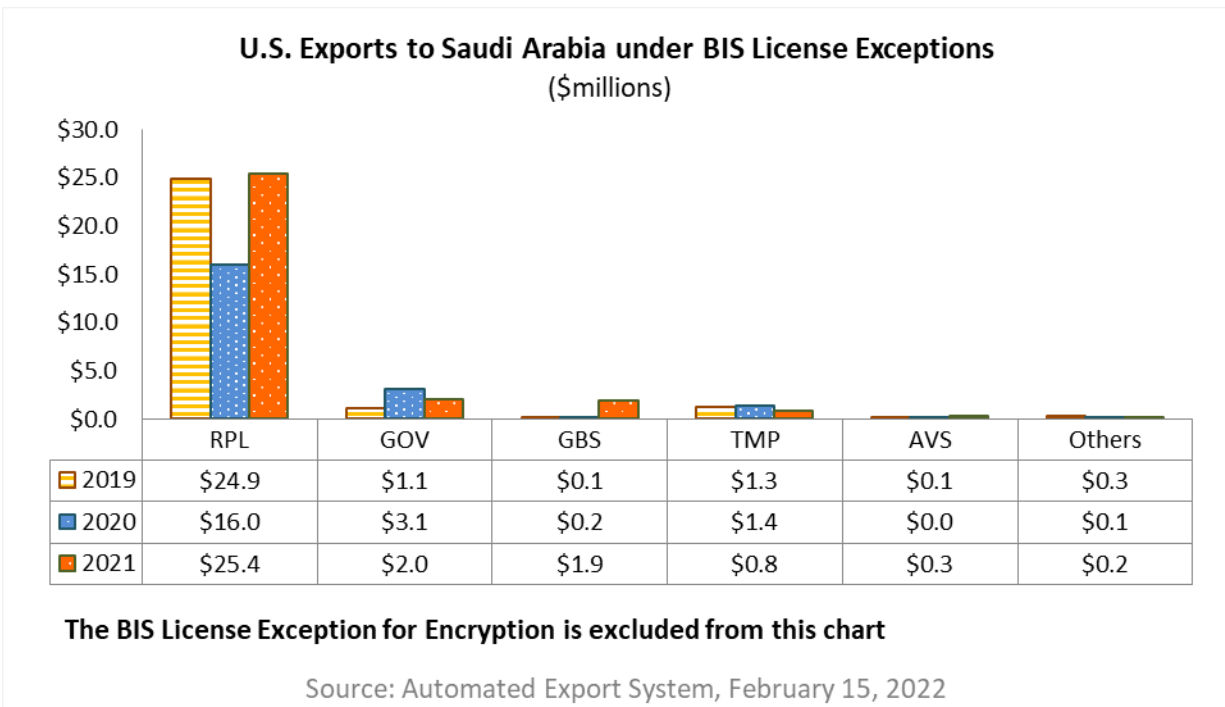
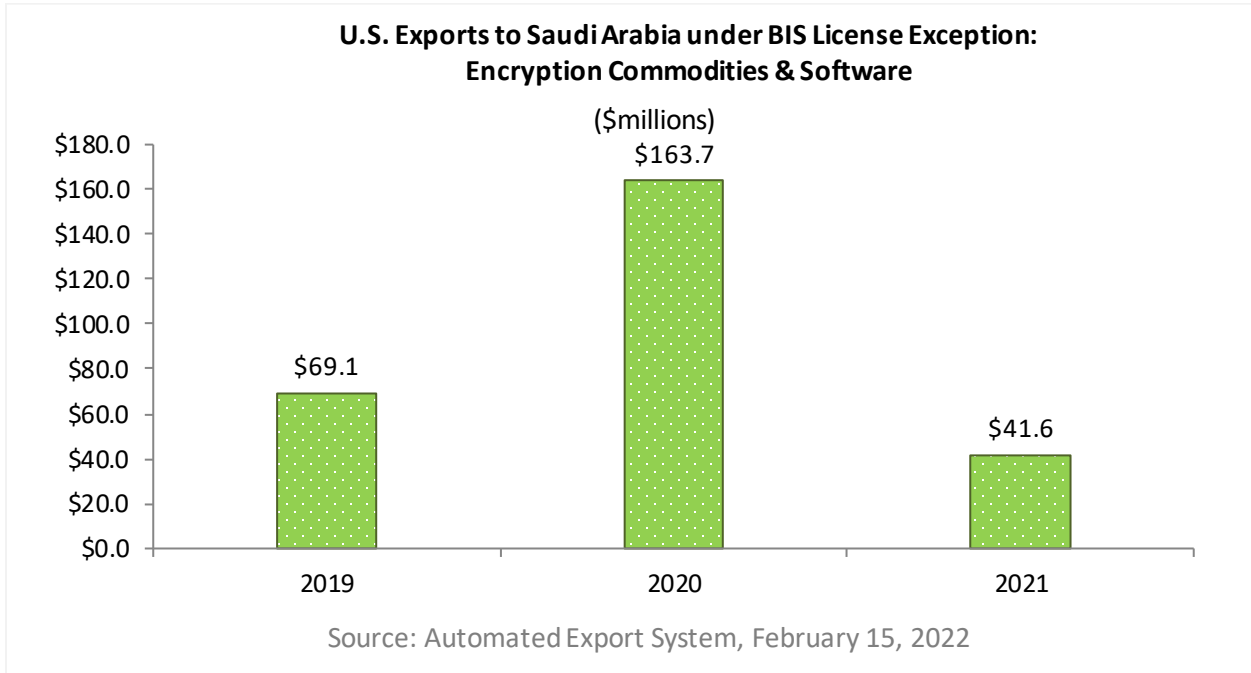
In 2021, the top license exception Encryption Commodities & Software (ENC) totaled \$41.6 million (57.6% of all license exceptions), followed by Servicing & Replacement of Parts & Equipment (RPL) at \$25.4 million (35.1%), and Government & International Organizations (GOV) at \$ 2.0 million (2.8%).





U.S. Exports to Saudi Arabia subject to U.S. Government Export Control

In 2021, U.S. exports to Saudi Arabia shipped under a BIS license exception: Encryption Commodities & Software totaled \$41.6 million, a 74.6% (\$122.1 million) decrease from 2020.





U.S. Exports to Saudi Arabia by Top Ten Export Control Classification Numbers (ECCN)

Top Ten ECCNs by Value to Saudi Arabia (\$millions)		
LICENSED	#1	3A611 Military electronics, as follows (see List of Items Controlled).
	#2	9A610 Military Aircraft and Related Commodities, Other Than Those Enumerated
	#3	0A501 Firearms (except 0A502 shotguns) and related commodities as follows (s
	#4	9A619 Military gas turbine engines and related commodities (see List of Item
	#5	EAR99 Items subject to the EAR that are not elsewhere specified in this CCL
	#6	0A606 Ground vehicles and related commodities, as follows (see List of Items
	#7	9B610 Test, inspection, and production "equipment" and related commodities "
	#8	5A002 "Information security" systems, equipment and "components," as follows
	#9	1A613 Armored and protective "equipment" and related commodities, as follows
	#10	2B201 Machine tools, and any combination thereof, other than those controlle

Note: ECCN descriptions have been truncated: please review Commerce Control List for full description

Top Ten ECCNs by Value to Saudi Arabia (\$millions)		
EXCEPTIONS	#1	5A002 "Information security" systems, equipment and "components," as follows
	#2	3A611 Military electronics, as follows (see List of Items Controlled).
	#3	9A619 Military gas turbine engines and related commodities (see List of Item
	#4	9A610 Military Aircraft and Related Commodities, Other Than Those Enumerated
	#5	EAR99 Items subject to the EAR that are not elsewhere specified in this CCL
	#6	1A004 Protective and Detection Equipment and "Components," Not "Specially De
	#7	7A103 Instrumentation, navigation equipment and systems, other than those co
	#8	1A005 Body armor and "specially designed" "components" therefor, as follows
	#9	7A994 Other navigation direction finding equipment, airborne communication e
	#10	6A008 Radar systems, equipment and assemblies, having any of the following (

Note: ECCN descriptions have been truncated: please review Commerce Control List for full description

Top Ten ECCNs by Value to Saudi Arabia (\$millions)		
NLR with ECCN	#1	9A991 "Aircraft," n.e.s., and gas turbine engines not controlled by 9A001 or
	#2	2B999 Specific Processing Equipment, n.e.s., as Follows (See List of Items C
	#3	5A991 Telecommunication equipment, not controlled by 5A001 (see List of Item
	#4	5A992 Equipment not controlled by 5A002 (see List of Items Controlled).
	#5	7A994 Other navigation direction finding equipment, airborne communication e
	#6	1A999 Specific Processing Equipment, n.e.s., as Follows (See List of Items C
	#7	4A994 Computers, "electronic assemblies" and related equipment not controlle
	#8	1A995 Protective and detection equipment not "specially designed" for milita
	#9	9A610 Military Aircraft and Related Commodities, Other Than Those Enumerated
	#10	1C992 Commercial charges and devices containing energetic materials, n.e.s.

Note: ECCN descriptions have been truncated: please review Commerce Control List for full description



U.S. Exports to Saudi Arabia by Top Ten Export Control Classification Numbers (ECCN)

Top Ten ECCNs to Saudi Arabia by Shipment Count		
LICENSED	#1	9A610 Military Aircraft and Related Commodities, Other Than Those Enumerated
	#2	EAR99 Items subject to the EAR that are not elsewhere specified in this CCL
	#3	2B350 Chemical manufacturing facilities and equipment, except valves control
	#4	5A002 "Information security" systems, equipment and "components," as follows
	#5	3A611 Military electronics, as follows (see List of Items Controlled).
	#6	0A606 Ground vehicles and related commodities, as follows (see List of Items)
	#7	9A619 Military gas turbine engines and related commodities (see List of Item
	#8	0A501 Firearms (except 0A502 shotguns) and related commodities as follows (s
	#9	3A231 Neutron generator systems, including tubes, having both of the charact
	#10	6A003 Cameras, Systems or Equipment, and "Components" Therefor, as Follows (

Note: ECCN descriptions have been truncated: please review Commerce Control List for full description

Top Ten ECCNs to Saudi Arabia by Shipment Count		
EXCEPTIONS	#1	5A002 "Information security" systems, equipment and "components," as follows
	#2	9A610 Military Aircraft and Related Commodities, Other Than Those Enumerated
	#3	3A611 Military electronics, as follows (see List of Items Controlled).
	#4	9A619 Military gas turbine engines and related commodities (see List of Item
	#5	1A004 Protective and Detection Equipment and "Components," Not "Specially De
	#6	7A103 Instrumentation, navigation equipment and systems, other than those co
	#7	9A991 "Aircraft," n.e.s., and gas turbine engines not controlled by 9A001 or
	#8	EAR99 Items subject to the EAR that are not elsewhere specified in this CCL
	#9	7A994 Other navigation direction finding equipment, airborne communication e
	#10	7A003 'Inertial Measurement Equipment or Systems', Having any of the Followi

Note: ECCN descriptions have been truncated: please review Commerce Control List for full description

Top Ten ECCNs to Saudi Arabia by Shipment Count		
NLR with ECCN	#1	9A991 "Aircraft," n.e.s., and gas turbine engines not controlled by 9A001 or
	#2	5A991 Telecommunication equipment, not controlled by 5A001 (see List of Item
	#3	4A994 Computers, "electronic assemblies" and related equipment not controlle
	#4	2B999 Specific Processing Equipment, n.e.s., as Follows (See List of Items C
	#5	5A992 Equipment not controlled by 5A002 (see List of Items Controlled).
	#6	7A994 Other navigation direction finding equipment, airborne communication e
	#7	1A995 Protective and detection equipment not "specially designed" for milita
	#8	3A992 General purpose electronic equipment not controlled by 3A002.
	#9	1C992 Commercial charges and devices containing energetic materials, n.e.s.
	#10	2A991 Bearings and bearing systems not controlled by 2A001 (see List of Item

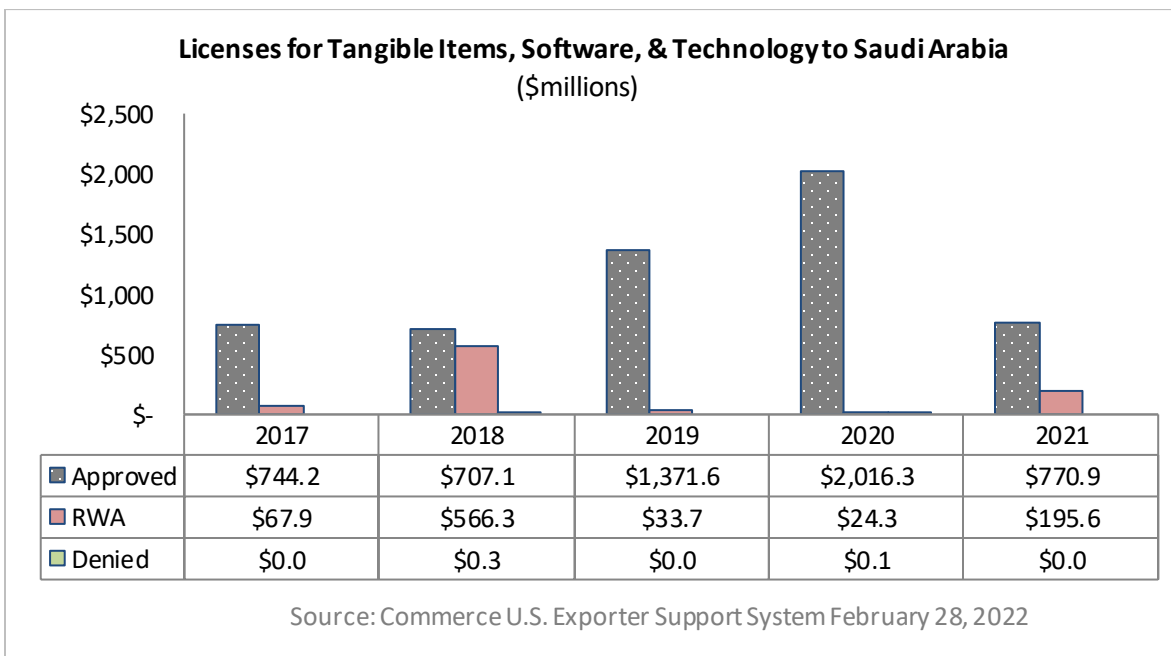
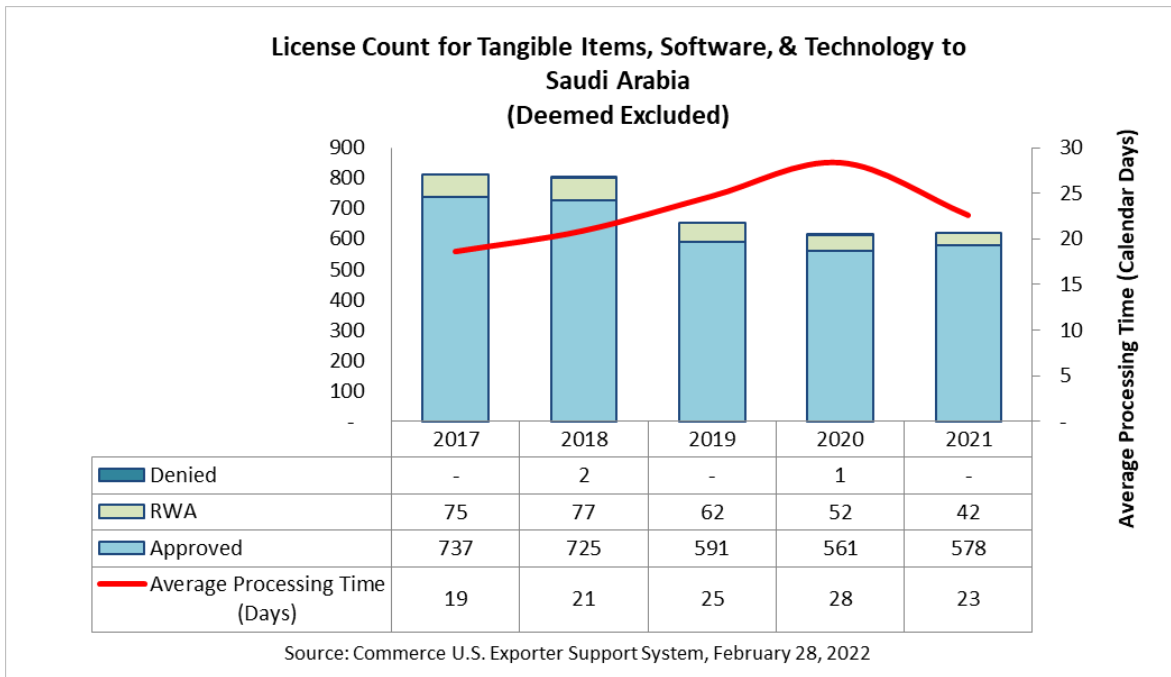
Note: ECCN descriptions have been truncated: please review Commerce Control List for full description



III. BIS Licensing for Saudi Arabia

In 2021, BIS reviewed 620 export/re-export applications (not including deemed export applications) valued at \$966.5 million for Saudi Arabia, out of a total of 39,901 applications worldwide for tangible items, software and technology valued at \$1.4 trillion.

– Approved applications for Saudi Arabia totaled 578 (93.2% of the total applications) for \$770.9 million, compared to 34,369 (86.1%) approved for all destinations valued at \$322.8 billion.





In 2021, there were no Deemed Exports applications from Saudi Arabia nationals.

Deemed Export Licenses for Nationals of Saudi Arabia							
2017 - 2021							
Year	Approved	RWA	Denied	Saudi Arabia Total	World Total	Saudi Arabia Total/World Total	
2017	1	0	0	1	1,510	0.1%	
2018	0	0	0	0	967	0.0%	
2019	2	0	0	2	1,302	0.2%	
2020	2	1	0	3	1,212	0.2%	
2021	0	0	0	0	942	0.0%	

Source: Commerce U.S. Exporter Support System, February 28, 2022

The top approved ECNNs (including deemed exports) to Saudi Arabia by count include: 2B350 for Chemical manufacturing facilities and equipment with 176 approvals; 9A610 for Military aircraft and related commodities with 78 approvals; and 0A606 for Ground vehicles and related commodities with 50 approvals.

Top Ten Approved (with deemed) ECCNs to Saudi Arabia by Count			2017	2018	2019	2020	2021	% of World Total 2021
APPROVED	#1	2B350 Chemical manufacturing facilities and equipment, except valves control	239	275	243	192	176	7.9%
	#2	9A610 Military Aircraft and Related Commodities, Other Than Those Enumerated	98	103	45	62	78	1.5%
	#3	0A606 Ground vehicles and related commodities, as follows (see List of Items	60	43	18	31	50	5.5%
	#4	0A501 Firearms (except 0A502 shotguns) and related commodities as follows (s	-	-	-	19	38	0.7%
	#5	6A003 Cameras, Systems or Equipment, and "Components" Therefor, as Follows	27	15	21	31	35	3.0%
	#6	3A611 Military electronics, as follows (see List of Items Controlled).	62	50	23	27	30	1.4%
	#7	5D002 "Software" as follows (see List of Items Controlled).	12	9	14	16	28	4.3%
	#8	5A002 "Information security" systems, equipment and "components," as follows	31	16	23	19	23	5.0%
	#9	9A619 Military gas turbine engines and related commodities (see List of Item	16	21	19	18	22	2.1%
	#10	9E610 Technology "required" for the "development," "production," operation,	12	10	8	15	14	1.1%

Source: Commerce U.S. Exporter Support System, February 28, 2022

Note: ECCN Descriptions have been truncated; please review Commerce Control List for Full Description

In 2021, there were no denied license applications for Saudi Arabia.

In 2021, the average processing time for Saudi Arabia was 23 calendar days.



Summary of U.S. Exports to Saudi Arabia

Summary of U.S. Exports to Saudi Arabia Calendar Year 2021				
	CY2021	CY2020	% of Total Exports	Percentage Change from previous year
Total Exports	\$11,138,042,450	\$11,109,264,325		0.3%
Total Subject to ITAR	\$4,109,523,773	\$3,771,896,559	36.9%	9.0%
Subject to Other Gov. Agencies	\$12,971,730	\$6,621,789	0.1%	95.9%
Detailed Summary of EAR-Controlled Exports				
AES License Type	Description	Value	Percentage of Total	Percentage Description
C30	Licenses	\$146,086,497	95.2%	
VDC	Voluntary Disclosure	\$7,346,601	4.8%	
Total of Licensed		\$153,433,098	1.4%	Total Licensed/Total Exports
C35	LVS	\$160,585	0.2%	
C36	GBS	\$1,907,095	2.6%	
C40	TMP	\$805,885	1.1%	
C41	RPL	\$25,408,665	35.1%	
C42	GOV	\$2,034,996	2.8%	
C44	TSU	\$21,838	0.03%	
C46	AVS	\$315,424	0.4%	
C50	ENC	\$41,622,340	57.6%	
C53	APP	\$23,202	0.03%	
Total of License Exceptions		\$72,300,030	0.6%	Total License Exceptions/Total Exports
			32.0%	Total License Exceptions/Total Subject to License Requirement
Total subject to license requirement (Licensed and License Exceptions)		\$225,733,128	2.0%	Total Subject to License Requirement/Total Exports
C33	NLR reporting an ECCN	\$369,996,586	3.3%	NLR reporting an ECCN/ Total Exports
C60	NLR for 600-Series ".y" subparagraph	\$11,960,291	0.1%	NLR for 600-Series ".y" subparagraph/ Total Exports
C63	NLR for 0A501 .y subparagraph Firearms	\$0	0.0%	NLR for 0A501 .y subparagraph firearms/ Total Exports
Total of NLR		\$381,956,877	3.4%	Total NLR with an ECCN/ Total Exports
Exports not reporting an ECCN		\$6,407,856,942	57.5%	

Source: U.S. Census Bureau, Foreign Trade Division and Automated Export System