



Summary

In 2021, the U.S. exports to France were \$30.0 billion, a 9.8% (\$2.7 billion) increase from 2020; the U.S. imports from France were \$50.3 billion, a 17.2% (\$7.4 billion) increase; and the trade deficit with France was \$20.3 billion, a 30.1% (\$4.7 billion) increase.

In 2021, **1.7%** of total U.S. exports to the World were exported to France and **1.8%** of the total U.S. Imports were imported from France.

In 2021, in the U.S. global trade, the U.S. trade with France in the art, collectors' pieces, and antiques were the top commodity sectors. The U.S. exports to France increased by 16.8% (\$125.2 million) from \$746.5 million in 2020 to \$871.8 million in 2021, making up 10.0% of the global U.S. exports. The U.S. imports from France also increased by 37.5% (\$613.7 million) from \$1.6 billion in 2020 to \$2.3 billion in 2021, representing 27.0% of the global U.S. imports.

In 2021, the U.S. exports to France shipped under a BIS license exception authorization significantly decreased by 61.0% (\$502.7 million less) from \$825.3 million in 2020 to \$321.0 million. This decrease was caused by the drop in usage of three license exceptions: Strategic Trade Authorization (**STA**) decreased by 65.4% (\$93.7 million less) from \$143.3 million in 2020 to \$49.5 million in 2021; Temporary Imports, Exports, & Re-Exports (**TMP**) decreases by 88.6% (\$404.0 million less) from \$455.9 million in 2020 to \$51.9 million in 2021; and Technology and software – unrestricted (**TSU**) decreased by 87.3% (\$4.5 million less) from \$5.1 billion in 2020 to \$0.6 million in 2021.

In 2021, BIS reviewed 913 export/re-export license applications (not including deemed export applications) for tangible items, software and technology valued at \$1.9 billion for France. License applications for France counted 2.3% of the World total by license count. BIS approved 817 (89.5% of the total applications) for \$1.8 billion, RWA totaled 96 for \$123.7 million. There were no denied license applications in 2021.

In 2021, BIS reviewed 24 license applications from French nationals for deemed exports, 2.7% of all approved deemed exports applications. BIS approved 22 applications (91.7% of the total applications). There were two RWAs and no denials.

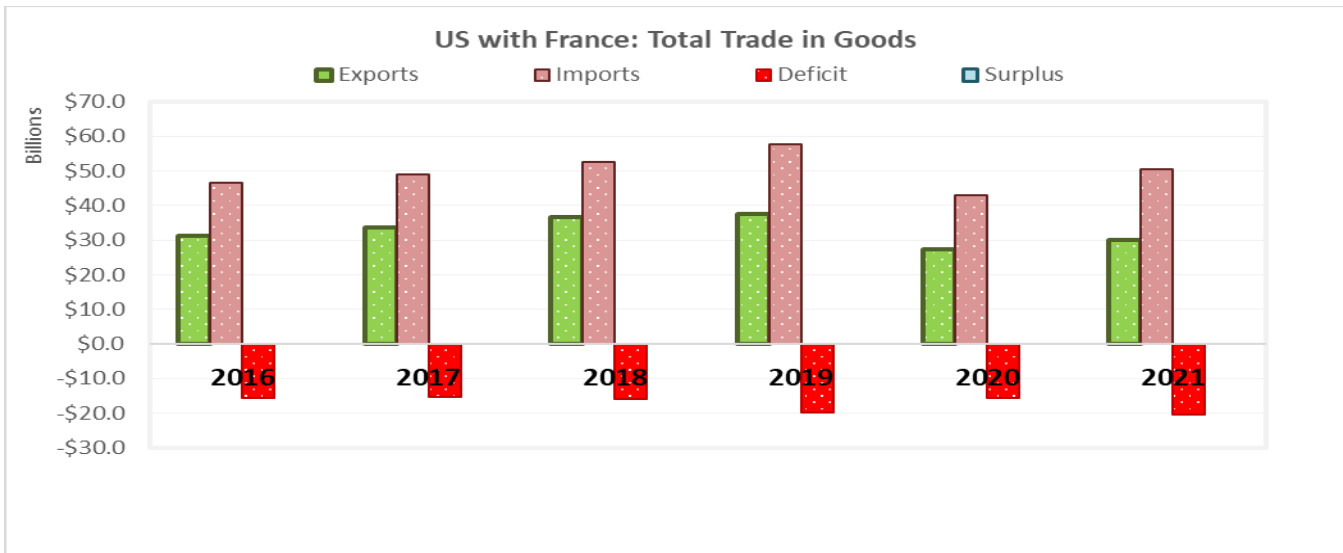
In 2021, the top approved ECCNs (including deemed exports) to France by count include: 9A610 for Military Aircraft and related commodities with 182 approvals; 0A501 for Firearms (except 0A502 shotguns) and related commodities with 108 approvals; and 9E610 for Technology "required" for the "development," "production," operation, installation, maintenance, repair, overhaul, or refurbishing of military aircraft and related commodities controlled by 9A610, equipment controlled by 9B610, materials controlled by 9C610 or software controlled by 9D610 with 78 approvals.

In 2021, the average processing time for France was 25 calendar days.



I. Total U.S. Trade in goods with France

In 2021, the U.S. exports to France totaled \$30.0 billion, a 9.8% (\$2.7 billion) increase from 2020; the U.S. imports from France totaled \$50.3 billion, a 17.2% (\$7.4 billion) increase; and the trade deficit was \$20.3 billion, a 30.1% (\$4.7 billion) increase.



In 2021, the level of U.S. exports to France is currently below the five-year average level and the level of U.S. imports from France is above the five-year average level by value not adjusted for inflation. The U.S. trade deficit with France is higher than the prior five-year average level by value not adjusted for inflation.

	2016	2017	2018	2019	2020	2021	2016-2020 Average
EXPORTS	\$31,148.4	\$33,595.0	\$36,605.7	\$37,678.7	\$27,303.1	\$29,989.8	\$33,266.2
<i>Δvalue</i>	--	\$2,446.6	\$3,010.8	\$1,072.9	-\$10,375.6	\$2,686.8	
<i>Δpct</i>	--	7.9%	9.0%	2.9%	-27.5%	9.8%	
IMPORTS	\$46,708.6	\$48,909.6	\$52,493.8	\$57,599.6	\$42,938.2	\$50,333.8	\$49,730.0
<i>Δvalue</i>	--	\$2,201.0	\$3,584.2	\$5,105.8	-\$14,661.5	\$7,395.7	
<i>Δpct</i>	--	4.7%	7.3%	9.7%	-25.5%	17.2%	
BALANCE	(\$15,560.3)	(\$15,314.6)	(\$15,888.0)	(\$19,920.9)	(\$15,635.1)	(\$20,344.0)	(\$16,463.8)
<i>Δvalue</i>	--	\$245.6	(\$573.4)	(\$4,032.9)	\$4,285.8	(\$4,708.9)	
<i>Δpct</i>	--	-1.6%	3.7%	25.4%	-21.5%	30.1%	

Values in Millions of U.S. Dollars. Source: U.S. Census Bureau USA Trade Portal February 15, 2022



In 2021, of the \$30.0 billion in U.S. exports to France, the top commodity sectors were Transportation Equipment (25.2%), Machinery and Mechanical Appliances (19.4%) and Chemicals, Plastics, Leather products (17.1%).

In 2021, of the \$50.3 billion in U.S. imports from France, the top commodity sectors were Chemicals, Plastics, Leather products (22.9%), Machinery and Mechanical Appliances (18.4%) and Transportation Equipment (16.6%).

Imports from France by Sector	France Commodity Trade 2021	US exports to France by Sector
\$50,333,809,808	Total Value All Commodities	\$29,989,836,627
14.8%	Agriculture (Chapters 01-24)	2.1%
1.8%	Oils, Minerals, Lime, Cement (Chapters 25-27)	14.7%
22.9%	Chemicals, Plastics, Rubber, Leather (Chapters 28-43)	17.1%
1.1%	Wood, Cork, Paper, Printed Books (Chapters 44-49)	0.8%
0.8%	Textiles, Footwear, Headgear (Chapters 50-67)	0.4%
3.4%	Stone, Glass, Metals, Pearls (Chapters 68-71)	3.2%
2.9%	Base Metals, Iron, Steel, Tools (Chapters 72-83)	3.0%
18.4%	Machinery & Mechanical Appliances (Chapters 84-85)	19.4%
16.6%	Transportation Equipment (Chapters 86-89)	25.2%
4.7%	Optical, Measuring, Medical, Other Instruments (Chapters 90-92)	7.1%
0.1%	Arms & Ammunition (Chapter 93)	0.2%
1.0%	Miscellaneous Manufactured Items (Chapters 94-96)	0.7%
4.5%	Art, Collectors' Pieces, Antiques (Chapter 97)	2.9%
7.0%	Special Items (Chapters 98)	3.2%

Source: U.S. Census Bureau USA Trade Portal February 15, 2022

In 2021, **1.7%** of total U.S. exports were shipped to France while **1.8%** of total U.S. Imports were delivered from France.

In 2021, in the U.S. global trade, the U.S. trade with France in the art, collectors' pieces, and antiques were the top commodity sectors. The U.S. exports to France increased by 16.8% (\$125.2 million) from \$746.5 million in 2020 to \$871.8 million in 2021, making up 10.0% of the global U.S. exports. The U.S. imports from France also increased by 37.5% (\$613.7 million) from \$1.6 billion in 2020 to \$2.3 billion in 2021, representing 27.0% of the global U.S. imports.



U.S. Exports to France subject to U.S. Government Export Control

II. U.S. Exports to France subject to U.S. Government Export Control

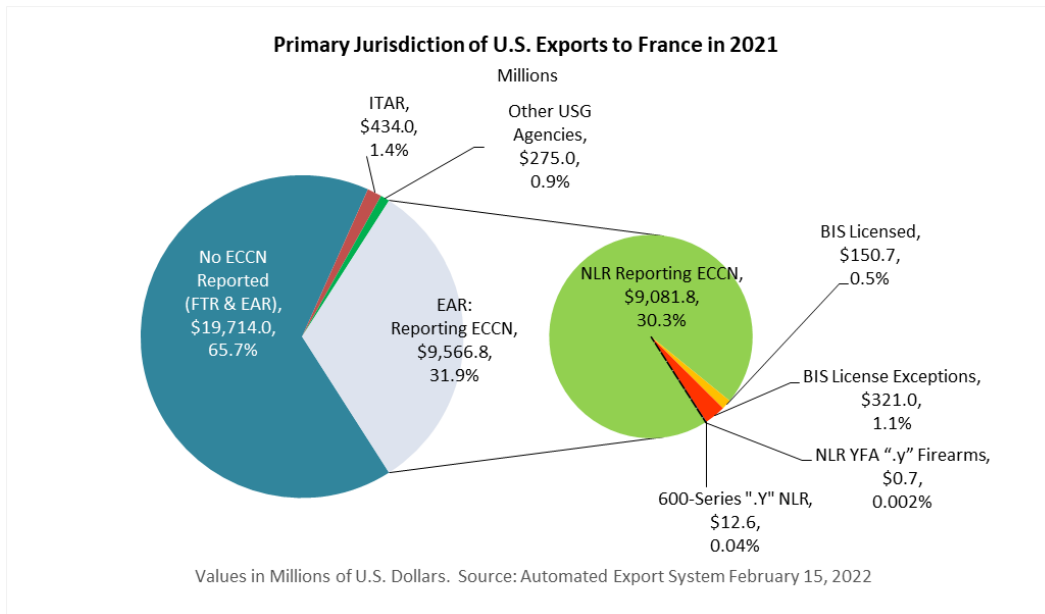
In 2021, of the \$30.0 billion in U.S. exports to France:

- 1.6% were subject to a BIS license requirement.
 - 0.5% were exported under a BIS license; Worldwide, 0.4% were exported under a BIS license.
 - 1.1% were exported under a BIS license exception; Worldwide, 0.8% were exported under a BIS license exception.
- 30.3% were exported under No License Required (NLR) with an ECCN; Worldwide, 10.0% were exported under No License Required with an ECCN.
 - 0.04% were exported under NLR for .y 600-series items; Worldwide, 0.02% were exported under NLR for .y 600-series items.
 - 0.002% were exported under NLR for 0A501.y subparagraph firearms items; World wide, 0.001% were exported under NLR for 0A501.y subparagraph firearms items.

France			
	2019	2020	2021
Department of State	\$452.0	\$275.9	\$434.0
Other USG Agencies	\$126.7	\$167.9	\$275.0
Department of Commerce	\$37,100.0	\$26,859.3	\$29,280.9
BIS Licensed	\$147.1	\$142.3	\$150.7
BIS License Exceptions	\$402.8	\$823.7	\$321.0
NLR reporting an ECCN	\$16,310.2	\$9,424.8	\$9,081.8
NLR not reporting an ECCN	\$20,228.7	\$16,458.4	\$19,714.0
NLR 600-Series ".y" subparagraph	\$11.2	\$9.8	\$12.6
NLR YFA ".y" subparagraph Firearms	\$0	\$0.3	\$0.7

Values in Millions of U.S. Dollars. Source: Automated Export System February 15, 2022

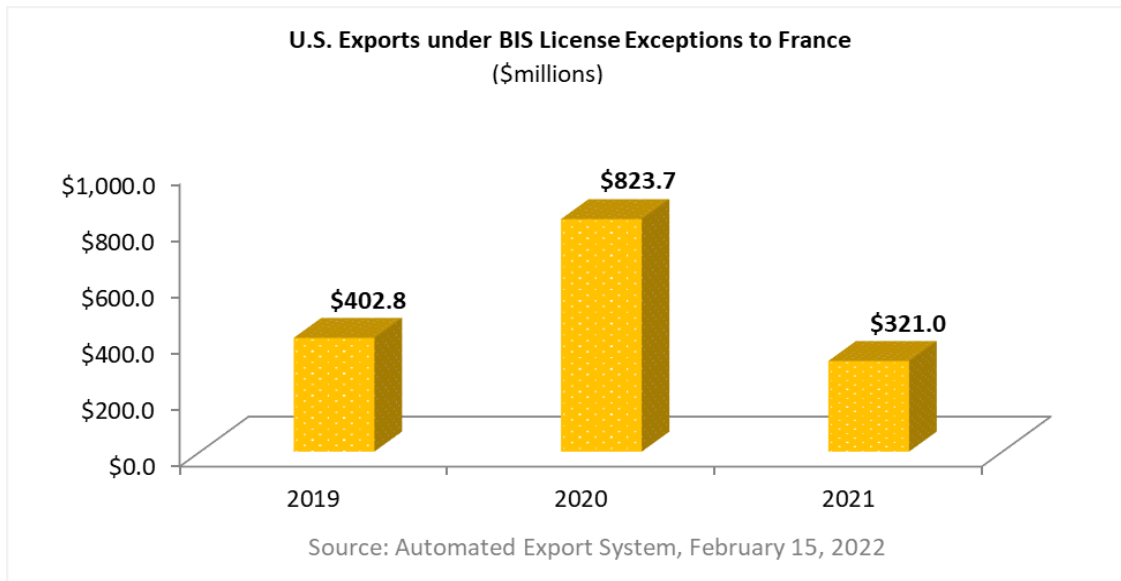
Reasons for Control	Chemical and Biological Weapons			Nuclear Nonproliferation		National Security		Missile Tech	Regional Stability		Firearms Convention			Crime Control		Anti-Terrorism	
	CB:1	CB:2	CB:3	NP:1	NP:2	NS:1	NS:2	MT:1	RS:1	RS:2	FC:1	CC:1	CC:2	CC:3	AT:1	AT:2	
France	X					X		X	X								



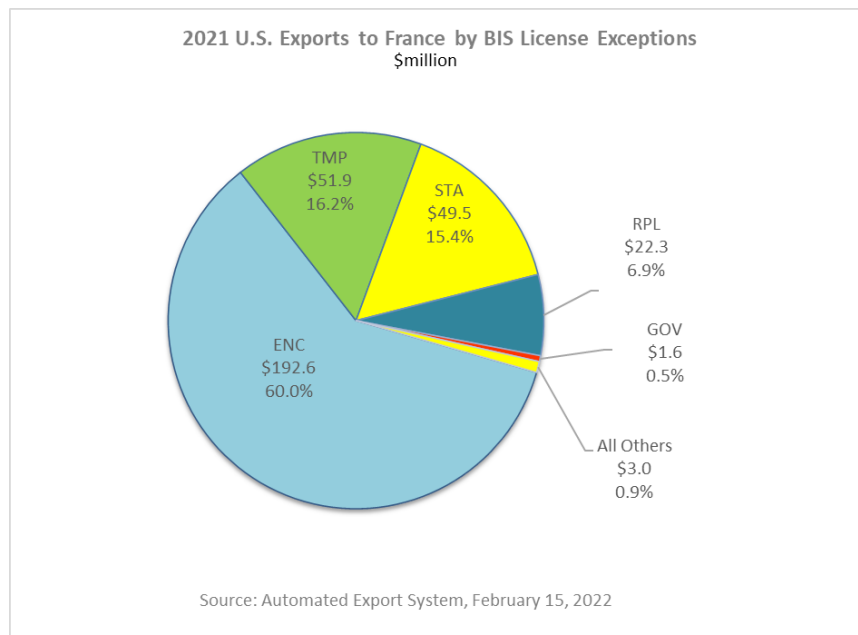


U.S. Exports to France subject to U.S. Government Export Control

In 2021, the U.S. exports to France shipped under a BIS license exception authorization significantly decreased by 61.0% (\$502.7 million less) from \$825.3 million in 2020 to \$321.0 million. This decrease was caused by the drop in usage of three license exceptions: Strategic Trade Authorization (STA) decreased by 65.4% (\$93.7 million less) from \$143.3 million in 2020 to \$49.5 million in 2021; Temporary Imports, Exports, & Re-Exports (TMP) decreases by 88.6% (\$404.0 million less) from \$455.9 million in 2020 to \$51.9 million in 2021; and Technology and software – unrestricted (TSU) decreased by 87.3% (\$4.5 million less) from \$5.1 billion in 2020 to \$0.6 million in 2021.


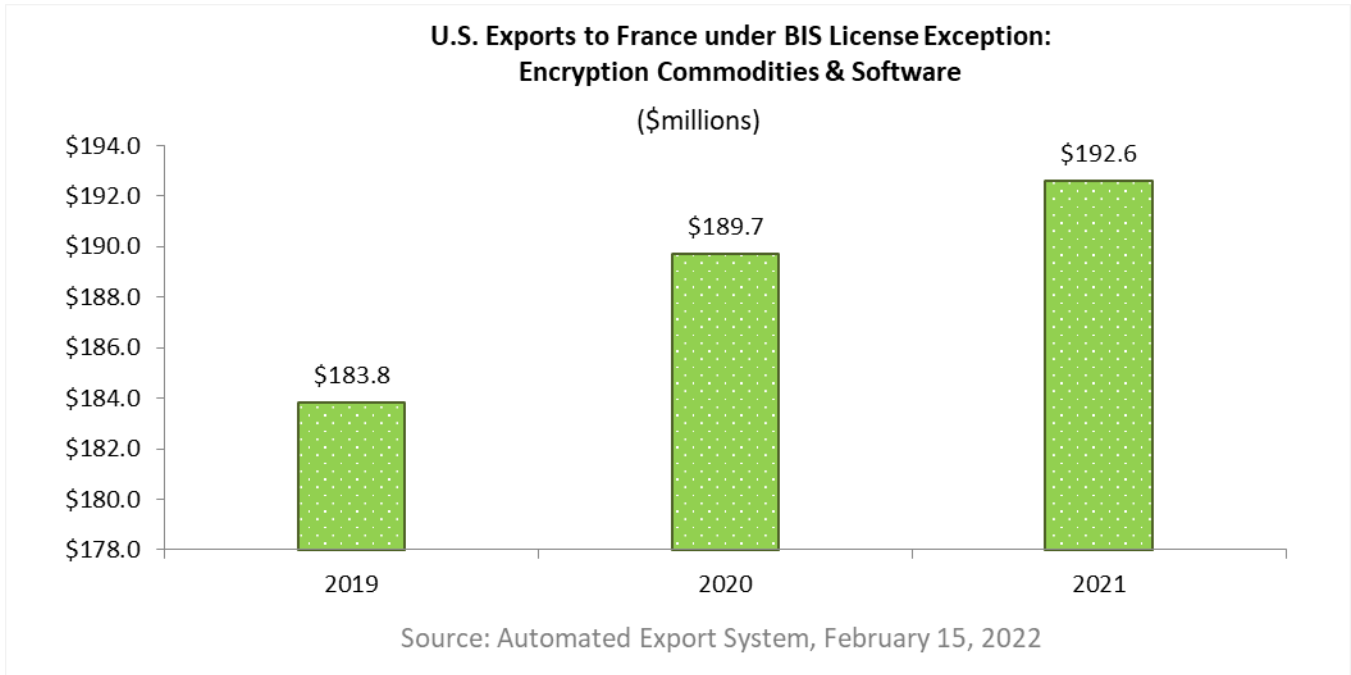


In 2021, the top license exception Encryption Commodities & Software (ENC) totaled \$192.6 million (60.0% of all license exceptions), followed by Temporary Imports, Exports, & Re-Exports (TMP) at \$51.9 million (16.2%), and Strategic Trade Authorization (STA) at \$49.5 million (15.4%).





U.S. Exports to France subject to U.S. Government Export Control





U.S. Exports to France by Top Ten Export Control Classification Numbers (ECCN)

Top Ten ECCNs by Value to France (\$millions)		
LICENSED	#1	7A103 Instrumentation, navigation equipment and systems, other than those co
	#2	9A610 Military Aircraft and Related Commodities, Other Than Those Enumerated
	#3	9A515 "Spacecraft" and related commodities, as follows (see List of Items Co
	#4	0A501 Firearms (except 0A502 shotguns) and related commodities as follows (s
	#5	1C107 Graphite and Ceramic Materials, Other Than Those Controlled by 1C007,
	#6	3A611 Military electronics, as follows (see List of Items Controlled).
	#7	9A619 Military gas turbine engines and related commodities (see List of Item
	#8	0A505 Ammunition as follows (see List of Items Controlled).
	#9	7A994 Other navigation direction finding equipment, airborne communication e
	#10	0A503 Discharge type arms; non-lethal or less-lethal grenades and projectile

Note: ECCN descriptions have been truncated: please review Commerce Control List for full description

Top Ten ECCNs by Value to France (\$millions)		
EXCEPTIONS	#1	5A002 "Information security" systems, equipment and "components," as follows
	#2	9A515 "Spacecraft" and related commodities, as follows (see List of Items Co
	#3	3A611 Military electronics, as follows (see List of Items Controlled).
	#4	9A610 Military Aircraft and Related Commodities, Other Than Those Enumerated
	#5	9A991 "Aircraft," n.e.s., and gas turbine engines not controlled by 9A001 or
	#6	3A001 Electronic items as follows (see List of Items Controlled).
	#7	EAR99 Items subject to the EAR that are not elsewhere specified in this CCL
	#8	5D002 "Software" as follows (see List of Items Controlled).
	#9	7A103 Instrumentation, navigation equipment and systems, other than those co
	#10	6A003 Cameras, Systems or Equipment, and "Components" Therefor, as Follows (

Note: ECCN descriptions have been truncated: please review Commerce Control List for full description

Top Ten ECCNs by Value to France (\$millions)		
NLR with ECCN	#1	9A991 "Aircraft," n.e.s., and gas turbine engines not controlled by 9A001 or
	#2	7A994 Other navigation direction finding equipment, airborne communication e
	#3	5A992 Equipment not controlled by 5A002 (see List of Items Controlled).
	#4	5A991 Telecommunication equipment, not controlled by 5A001 (see List of Item
	#5	3B991 Equipment not controlled by 3B001 for the manufacture of electronic "p
	#6	9E991 "Technology", for the "development", "production" or "use" of equipmen
	#7	4A994 Computers, "electronic assemblies" and related equipment not controle
	#8	3A999 Specific Processing Equipment, n.e.s., as Follows (See List of Items C
	#9	6A998 Radar systems, equipment and major "components," n.e.s., and "speciall
	#10	3A991 Electronic devices, and "components" not controlled by 3A001.

Note: ECCN descriptions have been truncated: please review Commerce Control List for full description



U.S. Exports to France by Top Ten Export Control Classification Numbers (ECCN)

Top Ten ECCNs to France by Shipment Count		
LICENSED	#1	9A610 Military Aircraft and Related Commodities, Other Than Those Enumerated
	#2	0A501 Firearms (except 0A502 shotguns) and related commodities as follows (s
	#3	7A103 Instrumentation, navigation equipment and systems, other than those co
	#4	9A619 Military gas turbine engines and related commodities (see List of Item
	#5	3A611 Military electronics, as follows (see List of Items Controlled).
	#6	0A505 Ammunition as follows (see List of Items Controlled).
	#7	1C351 Human and animal pathogens and "toxins," as follows (see List of Items
	#8	1C107 Graphite and Ceramic Materials, Other Than Those Controlled by 1C007,
	#9	7A994 Other navigation direction finding equipment, airborne communication e
	#10	0A503 Discharge type arms; non-lethal or less-lethal grenades and projectile

Note: ECCN descriptions have been truncated: please review Commerce Control List for full description

Top Ten ECCNs to France by Shipment Count		
EXCEPTIONS	#1	5A002 "Information security" systems, equipment and "components," as follows
	#2	9A610 Military Aircraft and Related Commodities, Other Than Those Enumerated
	#3	EAR99 Items subject to the EAR that are not elsewhere specified in this CCL
	#4	0A501 Firearms (except 0A502 shotguns) and related commodities as follows (s
	#5	9A991 "Aircraft," n.e.s., and gas turbine engines not controlled by 9A001 or
	#6	3A611 Military electronics, as follows (see List of Items Controlled).
	#7	9A515 "Spacecraft" and related commodities, as follows (see List of Items Co
	#8	5D002 "Software" as follows (see List of Items Controlled).
	#9	7A103 Instrumentation, navigation equipment and systems, other than those co
	#10	3A001 Electronic items as follows (see List of Items Controlled).

Note: ECCN descriptions have been truncated: please review Commerce Control List for full description

Top Ten ECCNs to France by Shipment Count		
NLR with ECCN	#1	9A991 "Aircraft," n.e.s., and gas turbine engines not controlled by 9A001 or
	#2	7A994 Other navigation direction finding equipment, airborne communication e
	#3	5A992 Equipment not controlled by 5A002 (see List of Items Controlled).
	#4	5A991 Telecommunication equipment, not controlled by 5A001 (see List of Item
	#5	3B991 Equipment not controlled by 3B001 for the manufacture of electronic "p
	#6	3A991 Electronic devices, and "components" not controlled by 3A001.
	#7	3A999 Specific Processing Equipment, n.e.s., as Follows (See List of Items C
	#8	6A998 Radar systems, equipment and major "components," n.e.s., and "speciall
	#9	4A994 Computers, "electronic assemblies" and related equipment not controlle
	#10	3A992 General purpose electronic equipment not controlled by 3A002.

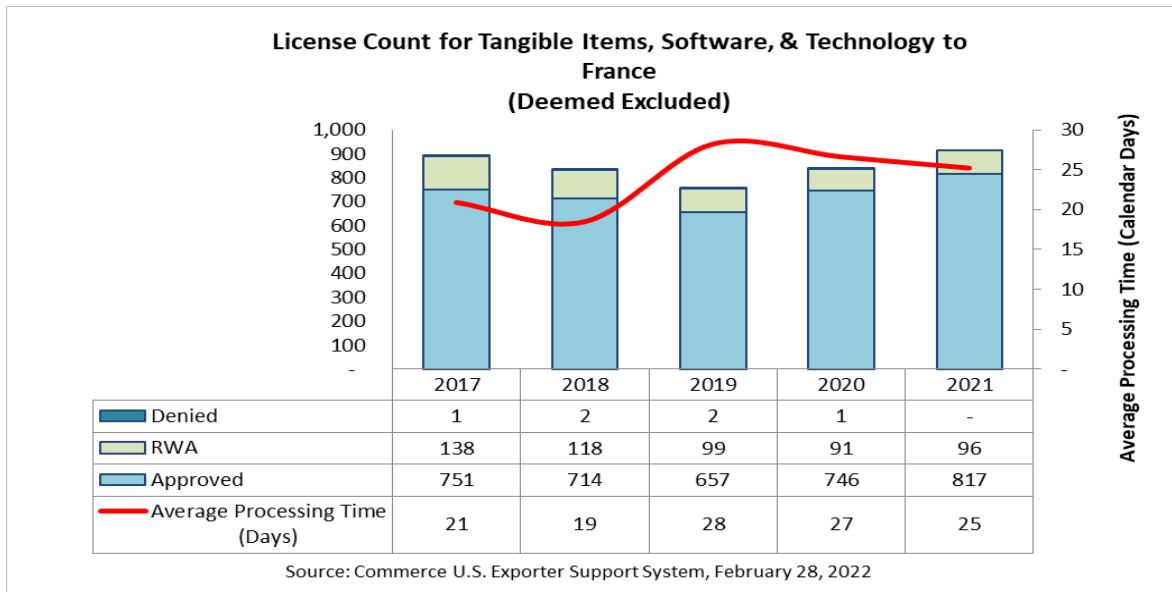
Note: ECCN descriptions have been truncated: please review Commerce Control List for full description



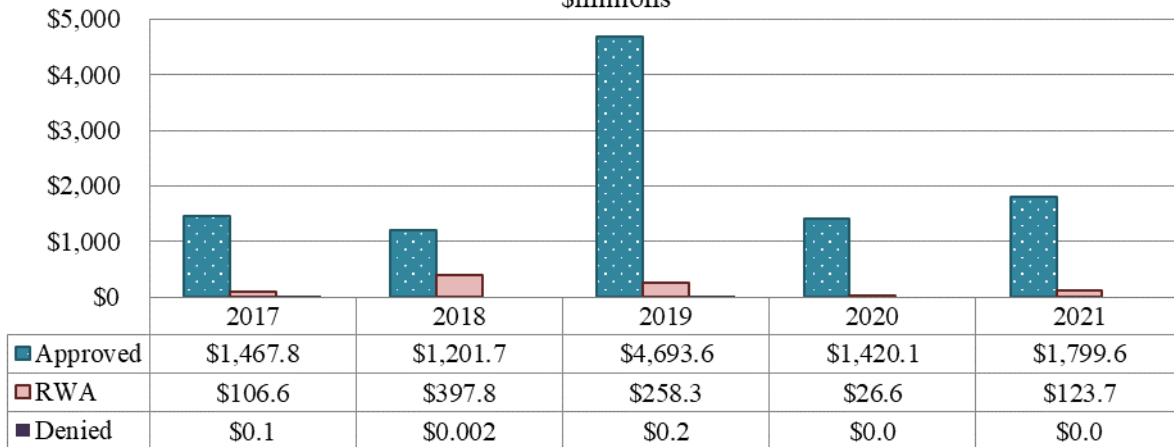
III. BIS Licensing to France

In 2021, BIS reviewed 913 export/re-export applications (not including deemed export applications) valued at \$1.9 billion for France, out of a total of 39,901 applications worldwide for tangible items, software and technology valued at \$1.4 trillion.

– Approved applications for France totaled 817 (89.5% of the total applications) for \$1.8 billion, compared to 34,369 (86.1%) approved applications for all destinations valued at \$322.8 billion.



Licenses for Tangible Items, Software and Technology for France by Value 2017 - 2021
\$millions



Source: Commerce U.S. Exporter Support System, February 28, 2022



BIS License Determination Trends for France

In 2021, BIS reviewed 24 applications for Deemed Exports from France nationals, out of 942 applications worldwide for deemed exports. Twenty-two applications (91.7%) were approved, compared to the 821 (87.2%) approved applications for all destinations.

In the last five years, there were no denials for Deemed Export applications from French nationals.

Deemed Export Licenses for Nationals of France						
2017 - 2021						
Year	Approved	RWA	Denied	France Total	World Total	France Total/ World Total
2017	9	1	0	10	1,510	0.7%
2018	12	0	0	12	967	1.2%
2019	26	1	0	27	1,302	2.1%
2020	37	5	0	42	1,212	3.5%
2021	22	2	0	24	942	2.5%

Source: Commerce U.S. Exporter Support System, February 28, 2022

The top approved ECCNs (including deemed exports) to France by count include: 9A610 for Military Aircraft and related commodities with 182 approvals; 0A501 for Firearms (except 0A502 shotguns) and related commodities with 108 approvals; and 9E610 for Technology "required" for the "development," "production," operation, installation, maintenance, repair, overhaul, or refurbishing of military aircraft and related commodities controlled by 9A610, equipment controlled by 9B610, materials controlled by 9C610 or software controlled by 9D610 with 78 approvals.

Top Ten Approved (with deemed) ECCNs to France by Count		2017	2018	2019	2020	2021	% of World Total 2021
APPROVED	#1 9A610 Military Aircraft and Related Commodities, Other Than Those Enumerated	187	180	189	160	182	3.5%
	#2 0A501 Firearms (except 0A502 shotguns) and related commodities as follows (s	-	-	-	130	108	2.1%
	#3 9E610 Technology "required" for the "development," "production," operation,	68	68	71	87	78	6.1%
	#4 3A611 Military electronics, as follows (see List of Items Controlled).	88	79	83	58	70	3.3%
	#5 9A619 Military gas turbine engines and related commodities (see List of Item	48	48	36	36	40	3.9%
	#6 9E515 "Technology" "required" for the "development," "production," operation	62	29	35	39	37	7.0%
	#7 1C351 Human and animal pathogens and "toxins," as follows (see List of Items	37	37	19	34	37	3.4%
	#8 3A001 Electronic items as follows (see List of Items Controlled).	40	38	35	30	35	2.8%
	#9 0A606 Ground vehicles and related commodities, as follows (see List of Items	11	24	18	33	32	3.5%
	#10 9E619 "Technology" "required" for the "development," "production," operation	31	25	24	27	25	5.3%

Source: Commerce U.S. Exporter Support System, February 28, 2022

Note: ECCN Descriptions have been truncated: please review Commerce Control List for Full Description

In 2021, there were no denied license applications for France.

In 2021, the average processing time for France was 25 calendar days.



Summary of U.S. Exports to France

Summary of U.S. Exports to France Calendar Year 2021				
	CY2021	CY2020	% of Total Exports	Percentage Change from previous year
Total Exports	\$29,989,836,627	\$27,303,057,990		9.8%
Total Subject to ITAR	\$433,953,979	\$275,850,694	1.4%	57.3%
Subject to Other Gov. Agencies	\$275,015,734	\$167,903,385	0.9%	63.8%
Detailed Summary of EAR-Controlled Exports				
AES License Type	Description	Value	Percentage of Total	Percentage Description
C30	Licenses	\$150,688,017	100.0%	
VDC	Voluntary Disclosure	\$1,621	0.001%	
Total of Licensed		\$150,689,638	0.5%	Total Licensed/Total Exports
C35	LVS	\$74,484	0.02%	
C36	GBS	\$1,224,644	0.4%	
C40	TMP	\$51,925,386	16.2%	
C41	RPL	\$22,257,973	6.9%	
C42	GOV	\$1,633,543	0.5%	
C43	GFT	\$25,673	0.01%	
C44	TSU	\$648,927	0.2%	
C46	AVS	\$1,015,215	0.3%	
C50	ENC	\$192,597,030	60.0%	
C53	APP	\$51,279	0.02%	
C59	STA	\$49,545,171	15.4%	
Total of License Exceptions		\$320,999,325	1.1%	Total License Exceptions/Total Exports
			68.1%	Total License Exceptions/Total Subject to License Requirement
Total subject to license requirement (Licensed and License Exceptions)		\$471,688,963	1.6%	Total Subject to License Requirement/Total Exports
C33	NLR reporting an ECCN	\$9,081,807,899	30.3%	NLR reporting an ECCN/ Total Exports
C60	NLR for 600-Series ".y" subparagraph	\$12,590,559	0.04%	NLR for 600-Series ".y" subparagraph/ Total Exports
C63	NLR for 0A501 .y subparagraph Firearms	\$749,027	0.002%	NLR for 0A501 .y subparagraph firearms/ Total Exports
Total of NLR		\$9,095,147,485	30.3%	Total NLR with an ECCN/ Total Exports
Exports not reporting an ECCN		\$19,714,030,466	65.7%	

Source: U.S. Census Bureau, Foreign Trade Division and Automated Export System