



Summary

In 2020, **3.6%** of total *U.S. exports* were shipped to South Korea while **3.3%** of total *U.S. Imports* were delivered from South Korea. In 2020, U.S. exports to South Korea totaled \$51.2 billion, a 9.4% (\$5.3 billion) decrease from 2019; U.S. imports from South Korea totaled \$76.1 billion, a 1.9% (\$1.5 billion) decrease; and the trade deficit was \$24.8 billion, a 18.5% (\$3.9 billion) increase.

In 2020, the most traded commodity sectors of U.S.-South Korea trade were Machinery and Mechanical Appliances, Minerals, Agriculture, and Chemicals, Plastics and Leather products.

In 2020, \$369.1 million (0.7% of the total exports) was shipped under BIS licenses. The top ECCNs of licensed exports by value are similar to that in 2019. In 2020, the top ECCN was 9A619 for Military Gas Turbine Engines and Related Commodities; the next two highest top two ECCNs were 7A003 for Inertial Navigation Systems (Gimballed/Strapdown) and 9A610 for Military Aircraft and Related Commodities; the fourth ECCN was 3A611 for Military Electronics.

In 2020, \$382.4 million (0.7% of the total exports) was shipped under BIS license exception authorization. The top ECCNs by value are similar to that in 2019. In 2020, the top ECCNs were 5A002 for Systems Equipment, and Integrated Circuits for Information Security; 9A610 for Military Aircraft and Related Commodities; and 9A619 for Military Gas Turbine Engines and Related Commodities.

In 2020, BIS has processed a total of 1,253 license applications (excluding Deemed Exports) valued at \$4.4 billion for tangible items, software and technology for South Korea. BIS has approved 1,120 (89.4%) of the total applications valued at \$4.3 billion. RWA totaled 126 valued at \$70.7 million. There were 7 denials valued at \$5.5 million.

In 2020, BIS received 8 applications from South Korean nationals for deemed exports and approved 8. There were no RWAs and no denials.

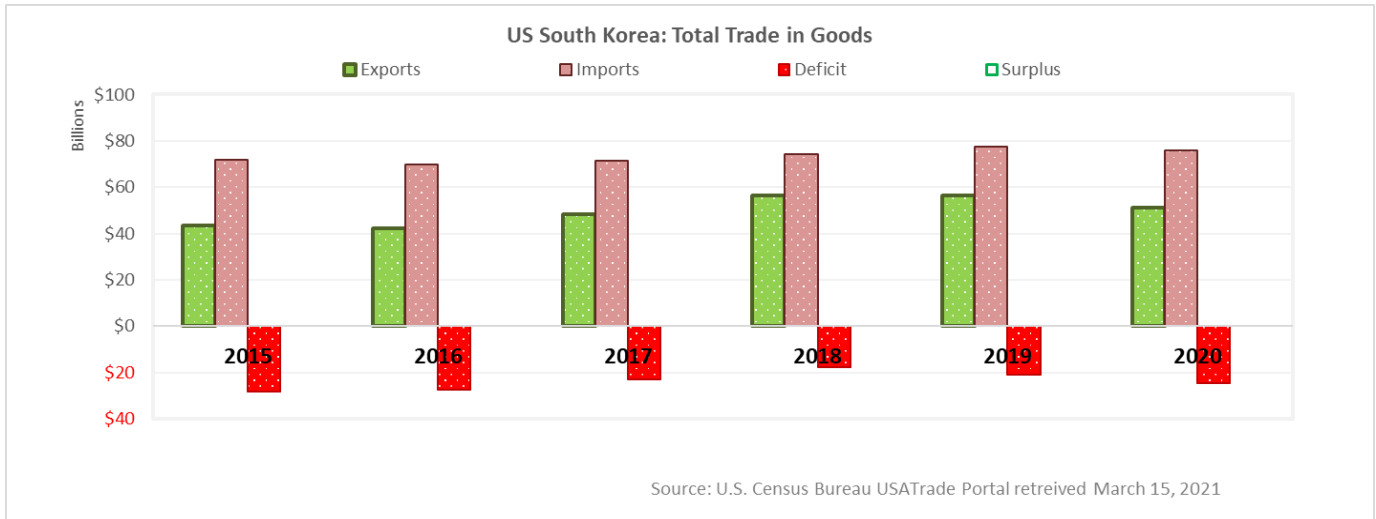
The top approved ECCNs are 9A610 for Military Aircraft and Related Commodities with 288 approvals; 1C351 for Human and Animal Pathogens and Toxins with 152 approvals; 3A611 for Military Electronics with 131 approvals.

In 2020, the average processing time for South Korea is 14 days.



I. Total U.S. Trade in Goods with South Korea

In 2020, U.S. exports to South Korea totaled \$51.2 billion, a 9.4% (\$5.3 billion) decrease from 2019; U.S. imports from South Korea totaled \$76.0 billion, a 1.9% (\$1.5 billion) decrease; and the trade deficit was \$24.8 billion, a 18.5% (\$3.9 billion) increase.



In 2020, **3.6%** of total *U.S. exports* were shipped to South Korea while **3.3%** of total *U.S. Imports* were delivered from South Korea. In 2020, the level of both U.S. exports to South Korea and U.S. imports from South Korea exceeded the prior five-year average level by value not adjusted for inflation. The U.S. trade deficit with South Korea also exceeded the prior five-year average level by value not adjusted for inflation.

	2015	2016	2017	2018	2019	2020	2015-2019 Average
EXPORTS	\$43,484.0	\$42,262.2	\$48,356.3	\$56,310.3	\$56,538.9	\$51,218.0	\$49,390.3
Δvalue	--	-\$1,221.8	\$6,094.1	\$7,954.1	\$228.5	-\$5,320.8	
Δpct	--	-2.8%	14.4%	16.4%	0.4%	-9.4%	
IMPORTS	\$71,775.3	\$69,886.8	\$71,416.5	\$74,244.1	\$77,470.0	\$76,019.8	\$72,958.5
Δvalue	--	-\$1,888.5	\$1,529.8	\$2,827.5	\$3,225.9	-\$1,450.2	
Δpct	--	-2.6%	2.2%	4.0%	4.3%	-1.9%	
BALANCE	(\$28,291.3)	(\$27,624.6)	(\$23,060.3)	(\$17,933.7)	(\$20,931.1)	(\$24,801.8)	(\$23,568.2)
Δvalue	--	\$666.8	\$4,564.3	\$5,126.5	(\$2,997.4)	(\$3,870.7)	
Δpct	--	-2.4%	-16.5%	-22.2%	16.7%	18.5%	

Values in Millions of U.S. Dollars. Source: U.S. Census Bureau USATrade Portal March 15, 2021



US Trade with South Korea Overall Trends

In 2020, of the \$51.2 billion in U.S. exports to South Korea, the top commodity sectors were Machinery & Mechanical Appliances (26.4%), Minerals (17.7%), and Chemicals, Plastics, Leather Products (16.0%).

In 2020, of the \$76.0 billion in U.S. imports from South Korea, the top commodity sectors were Machinery & Mechanical Appliances (41.1%), Transportation Equipment (27.7%), and Chemicals, Plastics, Leather Products (12.3%).

Imports from South Korea by Sector	South Korea Commodity Trade 2020	US exports to South Korea by Sector
\$76,019,829,034	Total Value All Commodities	\$51,218,022,866
1.6%	Agriculture (Chapters 01-24)	15.5%
3.2%	Minerals (Chapters 25-27)	17.7%
12.3%	Chemicals, Plastics, Leather Products (Chapters 28-43)	16.0%
0.8%	Wood Products (Chapters 44-49)	1.3%
1.7%	Textiles and Footwear (Chapters 50-67)	0.8%
1.6%	Stone, Glass, & Semiprecious Metals (Chapters 68-71)	2.1%
5.4%	Base metals (Chapters 72-83)	3.5%
41.1%	Machinery & Mechanical Appliances (Chapters 84-85)	26.4%
27.7%	Transportation Equipment (Chapters 86-89)	7.6%
1.7%	Optical, Measuring, Medical or Other Instruments (Chapters 90-92)	6.5%
0.1%	Arms & Ammunition (Chapter 93)	0.3%
0.8%	Miscellaneous Manufactured Items (Chapters 94 -96)	0.5%
0.0%	Art & Antiques (Chapter 97)	0.3%
1.9%	Special Items (Chapters 98-99** Imports only 99)	1.4%

Source: U.S. Census Bureau USATrade Portal retrieved March 15, 2021



II. Exports to South Korea subject to US Government Filing Requirements

In 2020, 3.6% of the total U.S. exports of \$1.4 trillion to the World were shipped to South Korea and 3.3% of the total U.S. Imports of \$2.3 trillion were imported from South Korea.

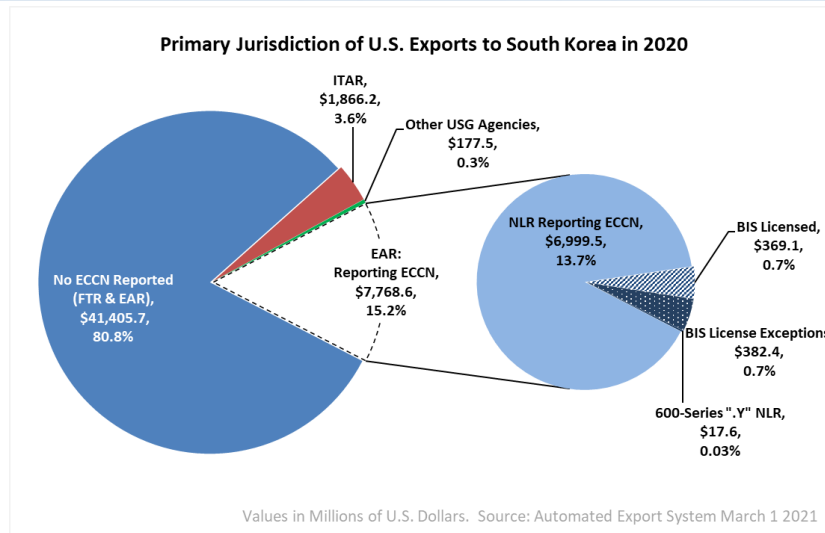
In 2020, of \$51.2 billion in U.S. exports to South Korea:

- 1.5% were subject to a BIS license requirement:
 - 0.7% were exported under a BIS license; Worldwide, 0.5% were exported under a BIS license.
 - 0.7% were exported under a BIS license exception; Worldwide, 1.0% were exported under a BIS license exception.
- 13.7% were exported under No License Required (NLR) with an ECCN; Worldwide, 10.7% were exported under NLR with an ECCN reported.
 - 0.03% were exported under NLR for 600-series .y subparagraph items; Worldwide, 0.02% were exported under NLR for 600-series .y subparagraph items.
 - 0.0001% were exported under NLR for 0A501 .y subparagraph Firearms items; Worldwide, 0.001% were exported under NLR for 0A501 .y subparagraph Firearms items.

South Korea				
		2018	2019	2020
Department of State		\$1,857.3	\$1,678.9	\$1,866.2
Other USG Agencies		\$148.9	\$192.9	\$177.5
Department of Commerce		\$54,304.2	\$54,667.1	\$49,174.3
	BIS Licensed	\$301.7	\$395.5	\$369.1
	BIS License Exceptions	\$432.2	\$396.6	\$382.4
	NLR reporting an ECCN	\$8,205.5	\$6,163.5	\$6,999.5
	NLR not reporting an ECCN	\$45,353.9	\$47,699.4	\$41,405.7
	600-Series ".Y" Paragraph NLR	\$10.9	\$12.0	\$17.6
	YFA ".Y" Firearms	\$0.0	\$0.0	\$0.04

Values in Millions of U.S. Dollars. Source: Automated Export System March 1, 2021

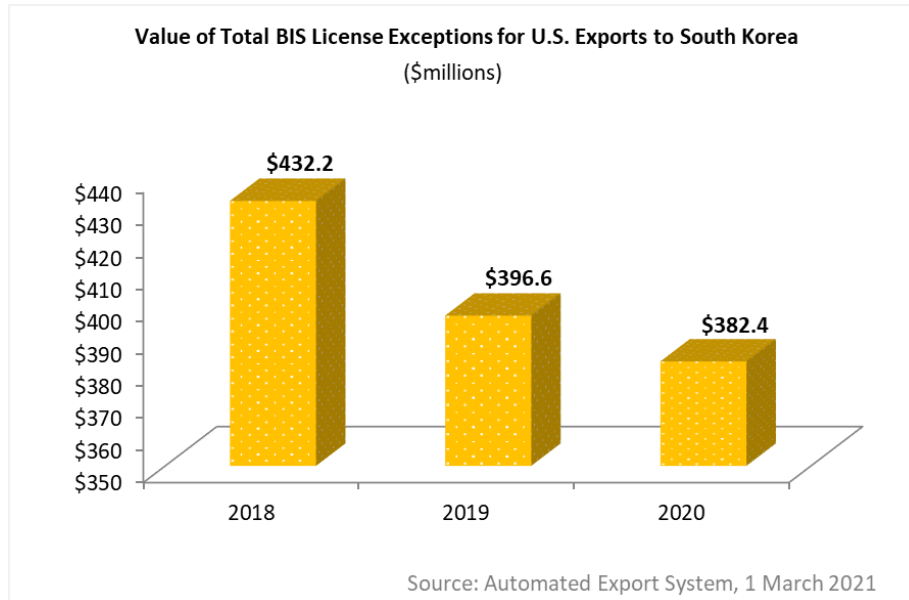
Reasons for Control	Chemical and Biological Weapons			Nuclear Nonproliferation		National Security		Missile Tech	Regional Stability		Firearms Convention			Crime Control		Anti-Terrorism	
	CB:1	CB:2	CB:3	NP:1	NP:2	NS:1	NS:2	MT:1	RS:1	RS:2	FC:1	CC:1	CC:2	CC:3	AT:1	AT:2	
South Korea	X					X		X	X			X		X			



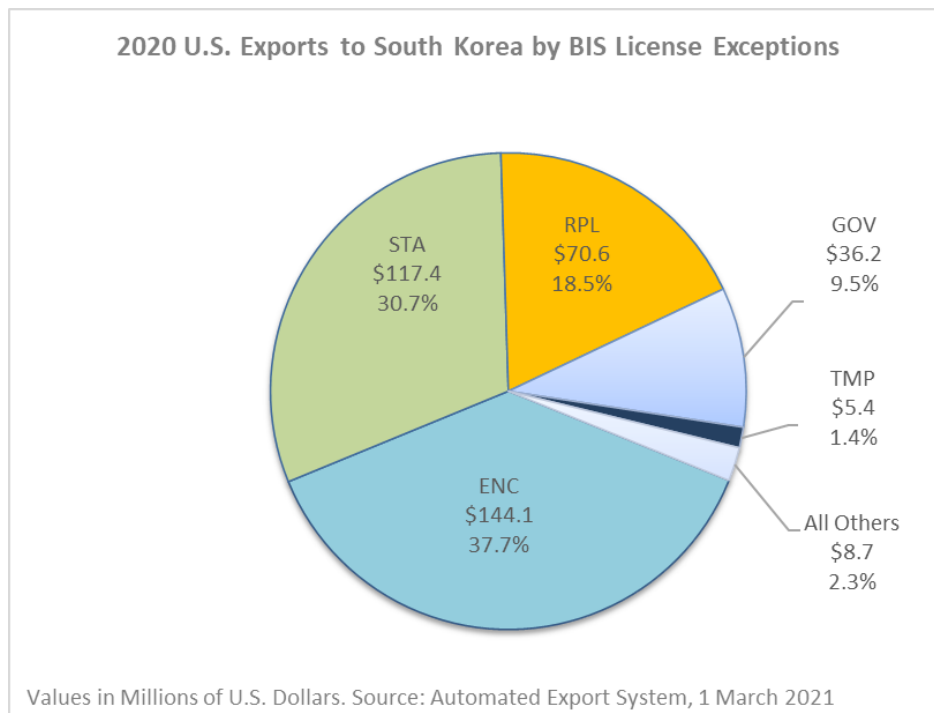


U.S. to South Korea Export Trade Trends

In 2020, U.S. exports to South Korea shipped under a BIS license exception totaled \$382.4 million, a 3.6% (\$14.2 million) decrease from 2019.

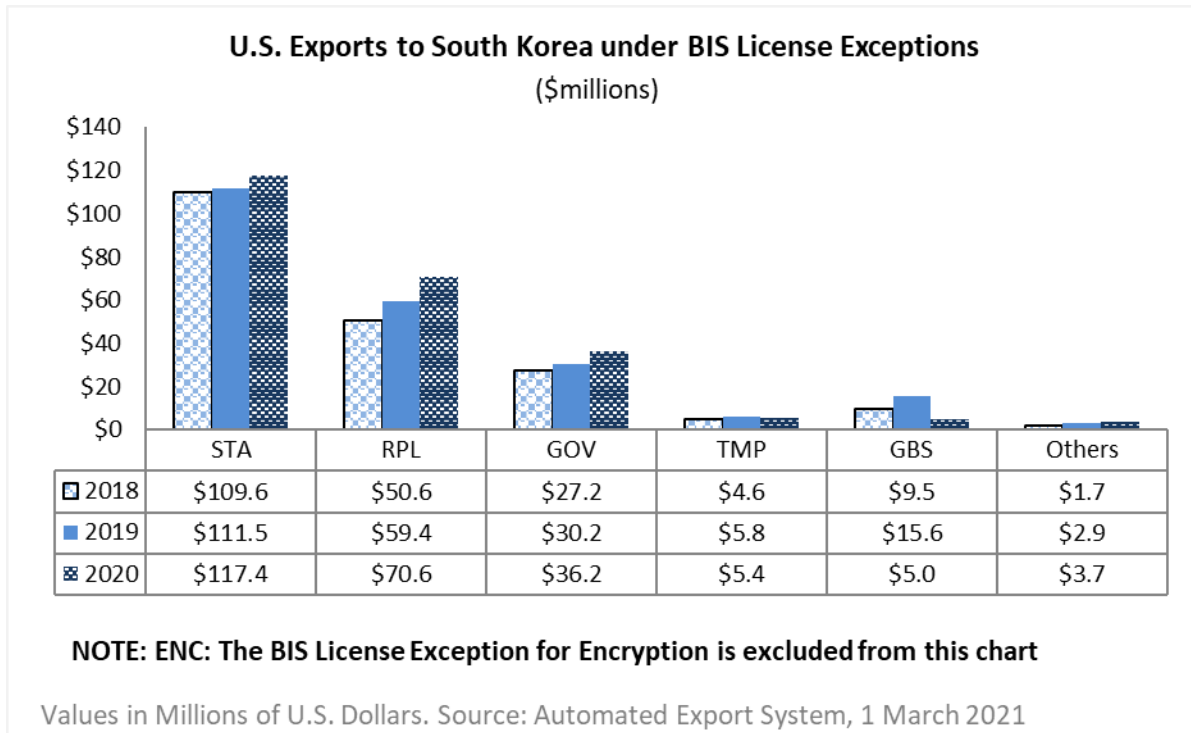
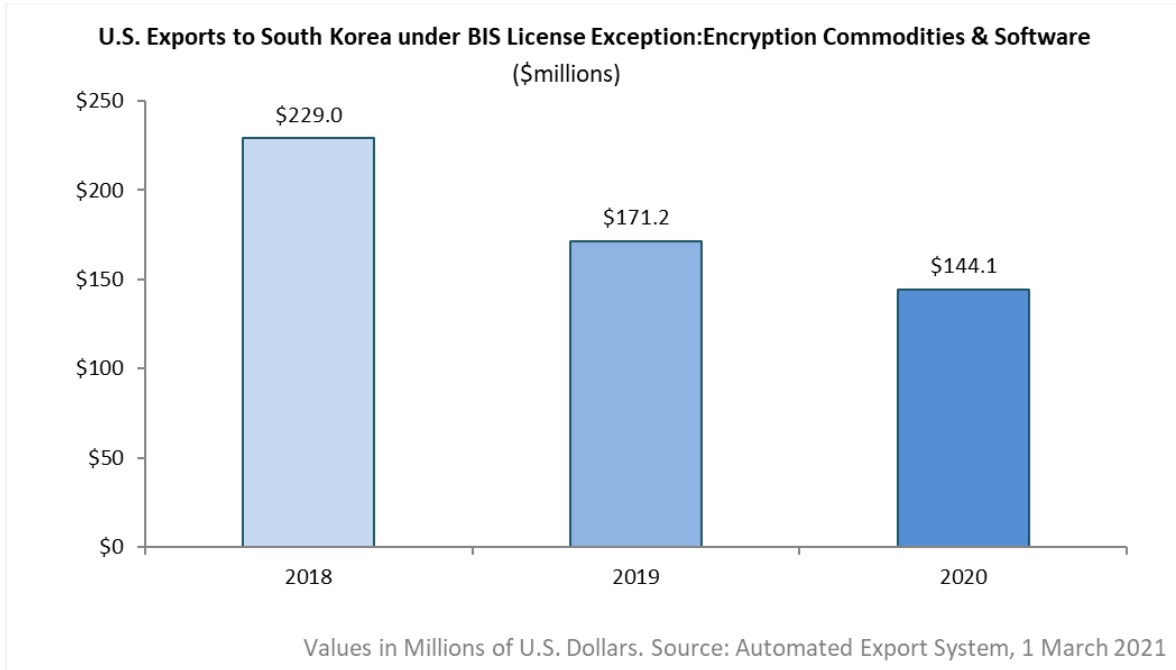


In 2020, the top license exception Encryption Commodities & Software (ENC) totaled \$144.1 million (37.7% of all license exceptions), followed by Strategic Trade Authorization (STA) at \$117.4 million (30.7%), and Servicing & Replacement of Parts & Equipment (RPL) at \$ 70.6 million (18.5%).





U.S. to South Korea Export Trade Trends





Top Ten ECCNs by Value to South Korea (\$millions)		
LICENSED	#1	9A619 Military Gas Turbine Engines and Related Commodities
	#2	7A003 Inertial Navigation Systems (Gimballed/Strapdown)
	#3	9A610 Military Aircraft and Related Commodities
	#4	3A611 Military Electronics
	#5	0A606 Ground Vehicles and Related Commodities
	#6	1C111 Propellants and Constituent Chemicals, for Propellants, Other Than Tho
	#7	7A611 Navigation and Avionics equipment and systems, and "parts," "component
	#8	1C107 Graphite and Ceramic Materials, Other Than Those Controlled by 1C007 ...
	#9	2B230 Pressure Transducers
	#10	3A001 Electronic Components

Note: ECCN descriptions have been truncated: please review Commerce Control List for full description

Top Ten ECCNs by Value to South Korea (\$millions)		
EXCEPTIONS	#1	5A002 Systems/Equip./Integrated Circuits for Info Sec
	#2	9A610 Military Aircraft and Related Commodities
	#3	9A619 Military Gas Turbine Engines and Related Commodities
	#4	3A611 Military Electronics
	#5	8A609 Surface Vessels of War and Related Commodities
	#6	0A606 Ground Vehicles and Related Commodities
	#7	9B619 Test, Inspection, and Production Equip. and Related Commodities Specia
	#8	6A003 Cameras
	#9	9A515 Spacecraft and Related Commodities
	#10	9A991 Aircraft N.E.S. and Gas Turbine Engines not Controlled by 9A001 or 9A1

Note: ECCN descriptions have been truncated: please review Commerce Control List for full description

Top Ten ECCNs by Value to South Korea (\$millions)		
NLR with ECCN	#1	3B991 Other Mfg/Test Equip. Not Controlled By 3B
	#2	3B992 Equip. for the Inspection/Testing of Components not Controlled buy 3B0
	#3	9A991 Aircraft N.E.S. and Gas Turbine Engines not Controlled by 9A001 or 9A1
	#4	5A991 Telecommunication Equip. Not Controlled by 5A001
	#5	3A001 Electronic Components
	#6	5A992 Equipment not controlled by 5A002 (see List of Items Controlled).
	#7	6A995 "Lasers" as Follows (See List of Items Controlled).
	#8	3B001 Epitaxial Equip. for Semiconductors
	#9	3A999 Specific Processing Equip., N.E.S.
	#10	2A291 Equip. related to Nuclear Material Handling and Processing

Note: ECCN descriptions have been truncated: please review Commerce Control List for full description



Top Ten ECCNs to South Korea by Shipment Count		
LICENSED	#1	9A610 Military Aircraft and Related Commodities
	#2	0A606 Ground Vehicles and Related Commodities
	#3	9A619 Military Gas Turbine Engines and Related Commodities
	#4	7A003 Inertial Navigation Systems (Gimballed/Strapdown)
	#5	3A611 Military Electronics
	#6	1C351 Human and Animal Pathogens and toxins
	#7	7A611 Navigation and Avionics equipment and systems, and "parts," "component
	#8	1C107 Graphite and Ceramic Materials, Other Than Those Controlled by 1C007 ...
	#9	3A001 Electronic Components
	#10	6A003 Cameras

Note: ECCN descriptions have been truncated: please review Commerce Control List for full description

Top Ten ECCNs to South Korea by Shipment Count		
EXCEPTIONS	#1	5A002 Systems/Equip./Integrated Circuits for Info Sec
	#2	9A610 Military Aircraft and Related Commodities
	#3	9A619 Military Gas Turbine Engines and Related Commodities
	#4	3A611 Military Electronics
	#5	6A003 Cameras
	#6	0A606 Ground Vehicles and Related Commodities
	#7	0A614 Military Training Equip.
	#8	EAR99 Items subject to the EAR that are not elsewhere controlled
	#9	0A501 Firearms (except 0A502 shotguns) and related commodities as follows (s
	#10	9A991 Aircraft N.E.S. and Gas Turbine Engines not Controlled by 9A001 or 9A1

Note: ECCN descriptions have been truncated: please review Commerce Control List for full description

Top Ten ECCNs to South Korea by Shipment Count		
NLR with ECCN	#1	3B991 Other Mfg/Test Equip. Not Controlled By 3B
	#2	9A991 Aircraft N.E.S. and Gas Turbine Engines not Controlled by 9A001 or 9A1
	#3	5A991 Telecommunication Equip. Not Controlled by 5A001
	#4	5A992 Equipment not controlled by 5A002 (see List of Items Controlled).
	#5	3B992 Equip. for the Inspection/Testing of Components not Controlled buy 3B0
	#6	3A992 General Purpose Electronic Equip. Note Controlled by 3A002
	#7	3B001 Epitaxial Equip. for Semiconductors
	#8	2B999 Specific Processing Equip., N.E.S.
	#9	3A999 Specific Processing Equip., N.E.S.
	#10	4A994 Computers Not Controlled By 4A001 or 4A003

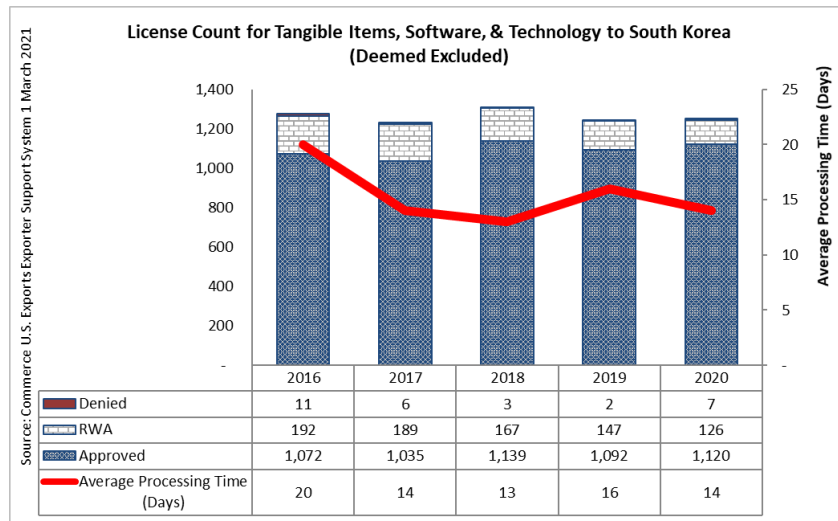
Note: ECCN descriptions have been truncated: please review Commerce Control List for full description



III. BIS Licensing to South Korea

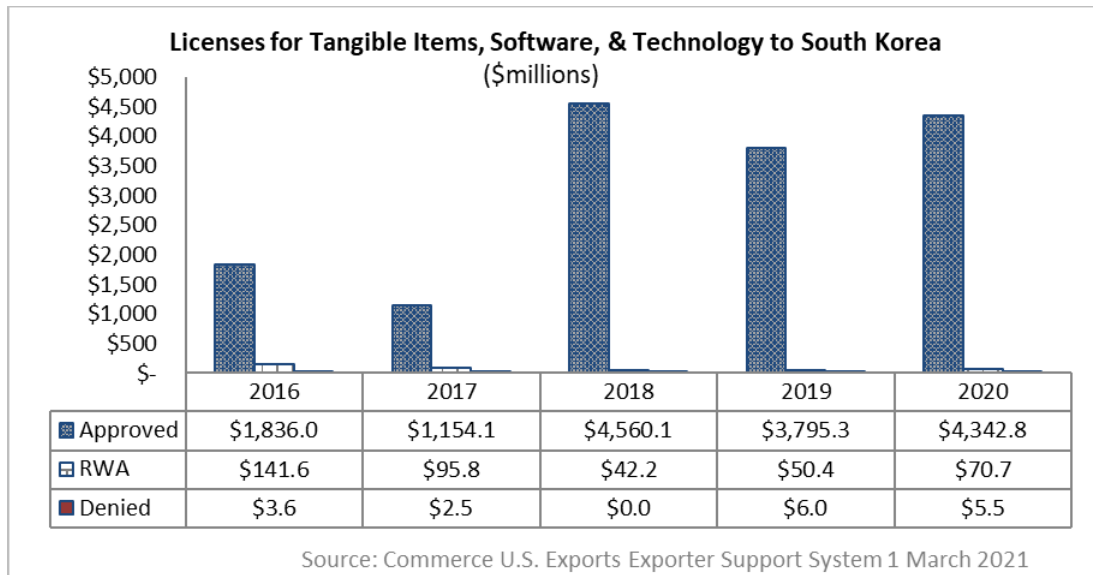
In 2020, BIS reviewed 1,253 export/re-export applications (not including deemed export applications) valued at \$4.4 billion for South Korea, out of a total of 38,203 applications worldwide for tangible items, software and technology valued at \$219.4 billion.

– Approved applications for South Korea totaled 1,120 (89.4% of the total applications) for \$4.3 billion, compared to 32,996 (86.4%) approved for all destinations valued at \$120.5 billion.



In 2020, BIS approved 8 applications (100% of the total applications) for Deemed Export from South Korean nationals, compared to 1,068 (87.8%) approved for all destinations.

There were no denials for Deemed Export applications for South Korean nationals.





Top Ten Approved (with deemed) ECCNs to South Korea by Count			2016	2017	2018	2019	2020	% of World Total 2020
APPROVED	#1	9A610 Military Aircraft and Related Commodities	263	210	247	259	288	5.7%
	#2	1C351 Human and Animal Pathogens and toxins	126	146	214	173	152	16.8%
	#3	3A611 Military Electronics	171	140	135	116	131	6.4%
	#4	3A001 Electronic Components	87	107	95	91	105	8.5%
	#5	9E610 Technology Required for the Development, Productio	86	63	59	77	76	5.7%
	#6	0A606 Ground Vehicles and Related Commodities	37	63	56	60	44	4.8%
	#7	9A619 Military Gas Turbine Engines and Related Commoditi	99	70	75	57	40	3.9%
	#8	6A003 Cameras	25	22	32	30	37	3.2%
	#9	9B610 Test, Inspection, and Production Equip. and Relate	21	14	19	18	33	7.5%
	#10	3E611 Technology Required for Military Electronics	48	37	23	23	31	5.7%

Source: Commerce U.S. Exports Exporter Support System 20 March 2020

Note: ECCN Descriptions have been truncated; please review Commerce Control List for Full Description

All Seven Denied (with deemed) ECCNs to South Korea by Count			2020	% of World Total 2020
Denied	#1	9A610 Military Aircraft and Related Commodities	3	13.6%
	#2	9E610 Technology Required for the Development, Production Operation, Install	1	33.3%
	#3	9A515 Spacecraft and Related Commodities	1	14.3%
	#4	2B350 Chemical Manufacturing Facilities and Equip.	1	4.3%
	#5	1E101 Technology for Development of Equip. Under 1A101	1	100.0%
	#6	1B117 Batch Mixers with Provision for Mixing Under Vacuum In the Range From	1	100.0%
	#7	EAR99 Items subject to the EAR that are not elsewhere controlled	1	0.9%

Source: Commerce U.S. Exports Exporter Support System 20 March 2020

Note: ECCN Descriptions have been truncated; please review Commerce Control List for Full Description



US Exports to South Korea Summary

Summary of U.S. Exports to South Korea Calendar Year 2020				
	CY2020	CY2019	% of Total Exports	Percentage Change from previous year
Total Exports	\$51,218,022,866	\$56,538,867,325		-9.4%
Total Subject to ITAR	\$1,866,211,017	\$1,678,844,606	3.6%	11.2%
Subject to Other Gov. Agencies	\$177,544,963	\$192,930,781	0.3%	-8.0%
Detailed Summary of EAR-Controlled Exports				
AES License Type	Description	Value	Percentage of Total	Percentage Description
C30	Licenses	\$369,081,547	100.0%	
VDC	Voluntary Disclosure	\$0		
Total of Licensed		\$369,081,547	0.7%	total licensed/total exports
C35	LVS	\$584,940	0.2%	
C36	GBS	\$5,008,882	1.3%	
C40	TMP	\$5,360,583	1.4%	
C41	RPL	\$70,566,218	18.5%	
C42	GOV	\$36,217,137	9.5%	
C43	GFT	\$14,151	0.004%	
C44	TSU	\$1,313,766	0.3%	
C46	AVS	\$89,493	0.02%	
C50	ENC	\$144,110,208	37.7%	
C53	APP	\$6,213	0.002%	
C54	SS-WRC	\$1,721,920	0.5%	
C59	STA	\$117,405,095	30.7%	
Total of License Exceptions		\$382,398,606	0.7%	total license exceptions/total exports
			50.9%	total license exceptions/total subject to license requirement
Total subject to license requirement (Licensed and License Exceptions)		\$751,480,153	1.5%	total subject to license requirement/total exports
C33	NLR reporting an ECCN	\$6,999,524,598	13.7%	NLR reporting an ECCN/total exports
C60	NLR for .y subparagraph 600-series	\$17,560,739	0.03%	NLR for .y subparagraph 600-series/total exports
C63	NLR for OA501 .y subparagraph Firearms	\$40,409	0.0001%	NLR for OA501 .y subparagraph firearms/total exports
Total of NLR		\$7,017,125,746	13.7%	total NLR with an ECCN/total export
Exports not reporting an ECCN		\$41,405,660,987	80.8%	

Source: U.S. Census Bureau, Foreign Trade Division and Automated Export System