



US Trade with Turkey Overall Trends

Summary

In 2020, 0.7% of total *U.S. exports* were shipped to Turkey while 0.5% of total *U.S. Imports* were delivered from Turkey. In 2020, U.S. exports to Turkey were \$10.0 billion, a 0.3% (\$0.03 billion) decrease from 2019; U.S. imports from Turkey were \$11.0 billion, a 3.6% (\$0.4 billion) increase; and the trade deficit was \$1.0 billion, a 68.5% (\$410 million) increase.

In 2020, the most traded commodity sectors of U.S.-Turkey trade were Transportation Equipment, Textiles and Footwear, Minerals, Machinery and Mechanical Appliances, Stone, Glass, & Semiprecious Metals and Chemicals, Plastics and Leather products.

In 2020, the U.S. imported \$323.3 million worth of Arms and Ammunition from Turkey, representing 8.5% of the total U.S. imports of those commodities.

In 2020, \$181.2 million (1.8% of the total exports) was shipped under BIS licenses. In 2020, the top ECCN was 3A001 for Electronic Components. The next two highest top two ECCNs were 7A003 for Inertial Navigation Systems (Gimballed/Strapdown) and 9A610 for Military aircrafts and related commodities; and the fourth ECCN was 9A604 for Commodities Related to Launch Vehicles, Missiles, Rockets, torpedoes.

In 2020, \$103.1 million (1.0% of the total exports) was shipped under BIS license exception authorization. The top ECCNs by value are similar to that in 2019. In 2020, the top ECCNs were 5A002 for Information security systems, equipment and "components"; 9A619 for Military Gas Turbine Engines and Related Commodities, and 9A610 for Military aircrafts and related commodities.

In 2020, BIS has processed a total of 1,139 license applications valued at \$1.1 billion for tangible items, software and technology for Turkey (not including deemed export applications). BIS has approved 979, 86.0% of the total applications valued at \$1.0 billion. RWA totaled 156 valued at \$78.8 million. There were 4 denials valued at \$17.2 million.

In 2020, BIS received 3 applications from Turkey nationals for deemed exports and approved 3. There were no RWAs and no denials.

The top approved ECCNs are 0A501 for Firearms (except 0A502 shotguns) and related commodities with 389 approvals; 9A610 for Military aircraft and related commodities with 221 approvals; 3A611 for Military electronics with 77 approvals, and 0A606 for Ground vehicles and related commodities with 62 approvals.

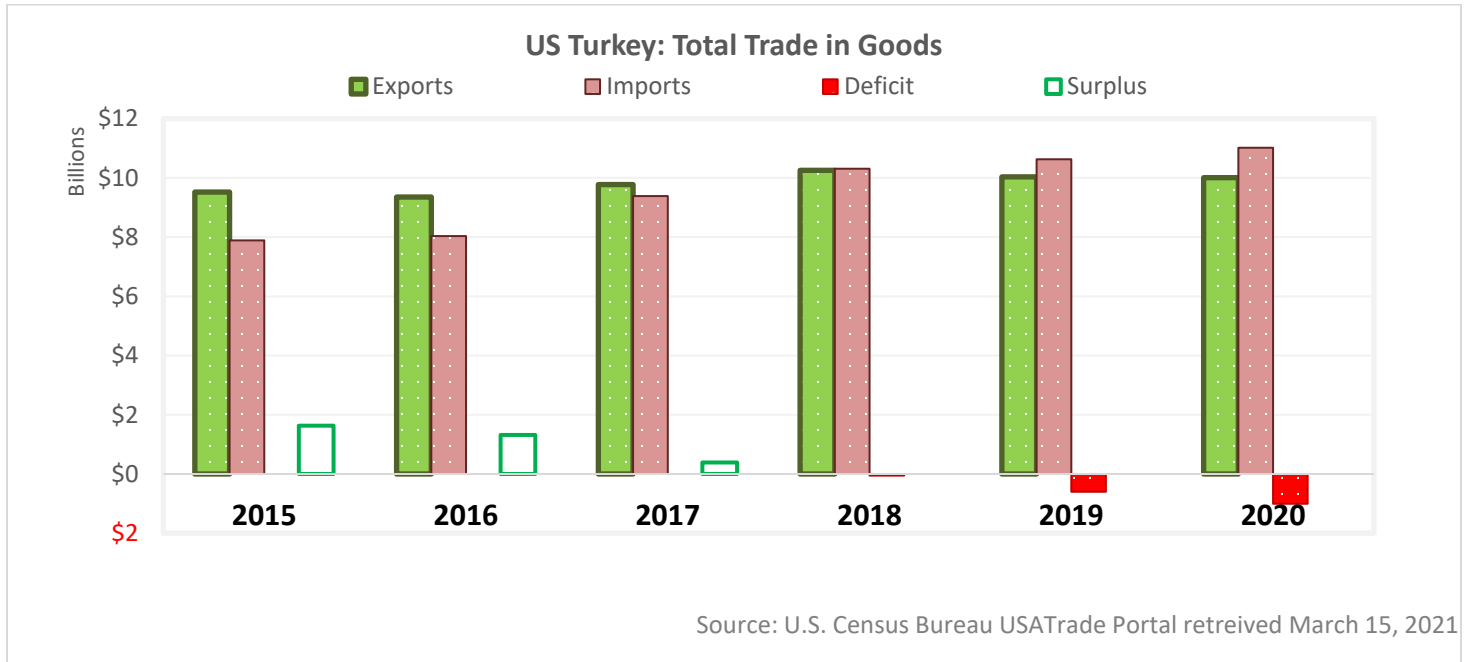
In 2020, the average processing time for Turkey is 20 days.



US Trade with Turkey Overall Trends

I. Total U.S. Trade in Goods with Turkey

In 2020, U.S. exports to Turkey were \$10.0 billion, a 0.3% (\$0.03 billion) decrease from 2019; U.S. imports from Turkey were \$11.0 billion, a 3.6% (\$0.4 billion) increase; and the trade deficit was \$1.0 billion, a 68.5% (\$0.4 billion) increase.



In 2020, 0.7% of total *U.S. exports* were shipped to Turkey while 0.5% of total *U.S. Imports* were delivered from Turkey. In 2020, the level of U.S. exports to Turkey and U.S. imports from Turkey exceeded the prior five-year average level by value not adjusted for inflation. The U.S. trade deficit with Turkey exceeded the prior five-year average level by value not adjusted for inflation.

	2015	2016	2017	2018	2019	2020	2015-2019 Average
EXPORTS	\$9,519.5	\$9,354.2	\$9,772.4	\$10,254.0	\$10,032.8	\$10,007.5	\$9,786.6
Δvalue	--	-\$165.3	\$418.2	\$481.6	-\$221.2	-\$25.3	
Δpct	--	-1.7%	4.5%	4.9%	-2.2%	-0.3%	
IMPORTS	\$7,886.3	\$8,035.1	\$9,385.5	\$10,307.5	\$10,630.9	\$11,015.5	\$9,249.0
Δvalue	--	\$148.7	\$1,350.4	\$922.0	\$323.4	\$384.6	
Δpct	--	1.9%	16.8%	9.8%	3.1%	3.6%	
BALANCE	\$1,633.2	\$1,319.2	\$387.0	(\$53.4)	(\$598.0)	(\$1,007.9)	\$537.6
Δvalue	--	(\$314.0)	(\$932.2)	(\$440.4)	(\$544.6)	(\$409.9)	
Δpct	--	-19.2%	-70.7%	-113.8%	1019.3%	68.5%	

Values in Millions of U.S. Dollars. Source: U.S. Census Bureau USATrade Portal March 15, 2021



US Trade with Turkey Overall Trends

In 2020, of the \$10.0 billion in U.S. exports to Turkey, the top commodity sectors were Transportation Equipment (27.3%), Minerals (14.1%), Chemicals, Plastics and Leather products (12.8%) and Base Metals (12.6%).

In 2020, of the \$11.0 billion in U.S. imports from Turkey, the top commodity sectors were Textiles and Footwear (20.8%), Machinery and Mechanical Appliances (13.1%), Stone, Glass, & Semiprecious Metals (12.8%), and Transportation Equipment (10.7%).

Imports from Turkey by Sector	Turkey Commodity Trade 2020	US exports to Turkey by Sector
\$11,015,450,145	Total Value All Commodities	\$10,007,520,758
9.3%	Agriculture (Chapters 01-24)	6.2%
6.3%	Minerals (Chapters 25-27)	14.1%
7.9%	Chemicals, Plastics, Leather Products (Chapters 28-43)	12.8%
1.4%	Wood Products (Chapters 44-49)	2.8%
20.8%	Textiles and Footwear (Chapters 50-67)	6.1%
12.8%	Stone, Glass, & Semiprecious Metals (Chapters 68-71)	1.2%
7.8%	Base metals (Chapters 72-83)	12.6%
13.1%	Machinery & Mechanical Appliances (Chapters 84-85)	10.9%
10.7%	Transportation Equipment (Chapters 86-89)	27.3%
0.5%	Optical, Measuring, Medical or Other Instruments (Chapters 90-92)	3.4%
2.9%	Arms & Ammunition (Chapter 93)	0.7%
2.5%	Miscellaneous Manufactured Items (Chapters 94 -96)	0.2%
0.1%	Art & Antiques (Chapter 97)	0.0%
4.0%	Special Items (Chapters 98-99** Imports only 99)	1.7%

Source: U.S. Census Bureau USATrade Portal retrieved March 15, 2021

Imports

In 2020, the U.S. imported \$323.3 million worth of Arms and Ammunition from Turkey, representing 8.5% of the total U.S. imports of those commodities.



II. Exports to Turkey subject to US Government Filing Requirements

In 2020, 0.7% of the total U.S. exports of \$1.4 trillion to the World were shipped to Turkey and 0.5% of the total U.S. Imports of \$2.3 trillion were imported from Turkey.

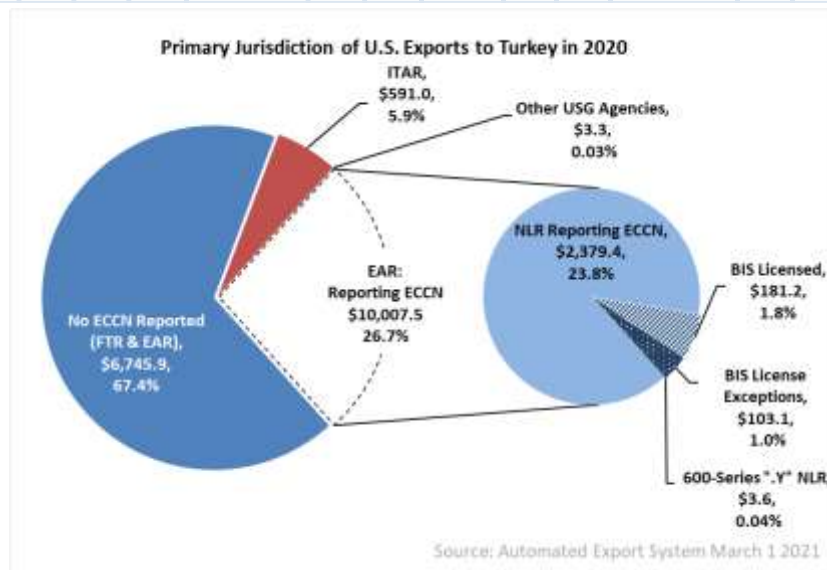
In 2020, of \$10.0 billion in U.S. exports to Turkey:

- 2.8% were subject to a BIS license requirement:
 - 1.8% were exported under a BIS license; Worldwide, 0.5% were exported under a BIS license.
 - 1.0% were exported under a BIS license exception; Worldwide, 1.0% were exported under a BIS license exception.
- 23.8% were exported under No License Required (NLR) with an ECCN; Worldwide, 10.7% were exported under NLR with an ECCN reported.
 - 0.04% were exported under NLR for 600-series .y subparagraph items; Worldwide, 0.02% were exported under NLR for 600-series .y subparagraph items.
 - 0.00002% were exported under NLR for 0A501 .y subparagraph Firearms items; Worldwide, 0.001% were exported under NLR for 0A501 .y subparagraph Firearms items.

Turkey			
	2018	2019	2020
Department of State	\$582.9	\$690.2	\$591.0
Other USG Agencies	\$1.9	\$0.9	\$3.3
Department of Commerce	\$9,669.3	\$9,341.7	\$9,413.2
BIS Licensed	\$86.6	\$114.7	\$181.2
BIS License Exceptions	\$150.6	\$127.1	\$103.1
NLR reporting an ECCN	\$1,966.1	\$2,542.0	\$2,379.4
NLR not reporting an ECCN	\$7,463.9	\$6,555.6	\$6,745.9
600-Series ".Y" Paragraph NLR	\$0.0	\$0.0	\$0.002
YFA ".Y" Firearms	\$2.1	\$2.3	\$3.6

Values in Millions of U.S. Dollars. Source: Automated Export System March 1, 2021

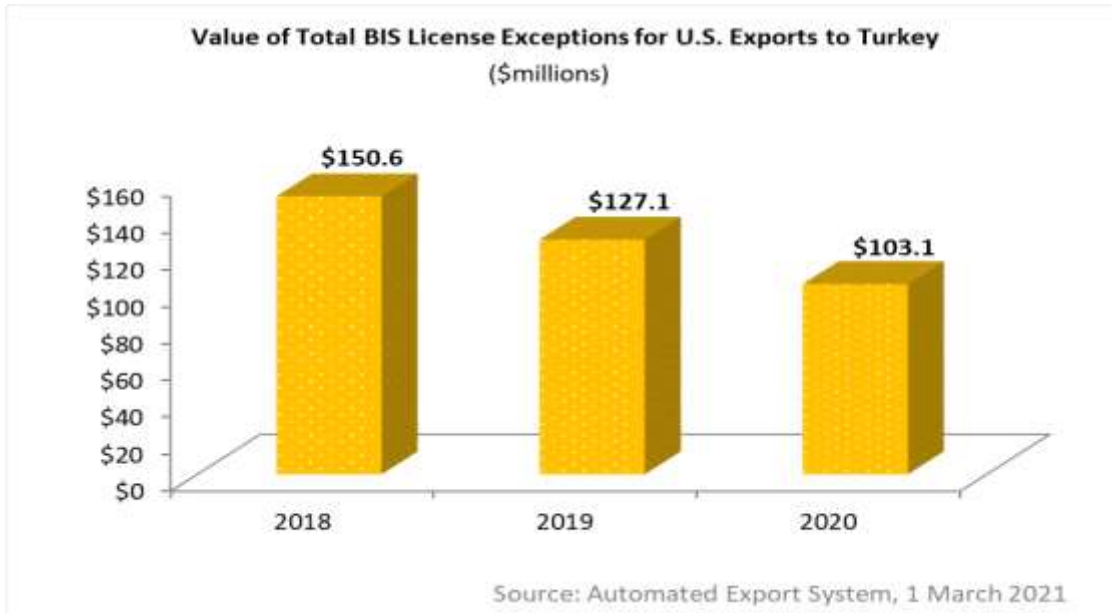
Reasons for Control	Chemical and Biological Weapons			Nuclear Nonproliferation		National Security		Missile Tech	Regional Stability		Firearms Convention	Crime Control			Anti-Terrorism	
	CB:1	CB:2	CB:3	NP:1	NP:2	NS:1	NS:2	MT:1	RS:1	RS:2	FC:1	CC:1	CC:2	CC:3	AT:1	AT:2
Turkey	X					X		X	X							



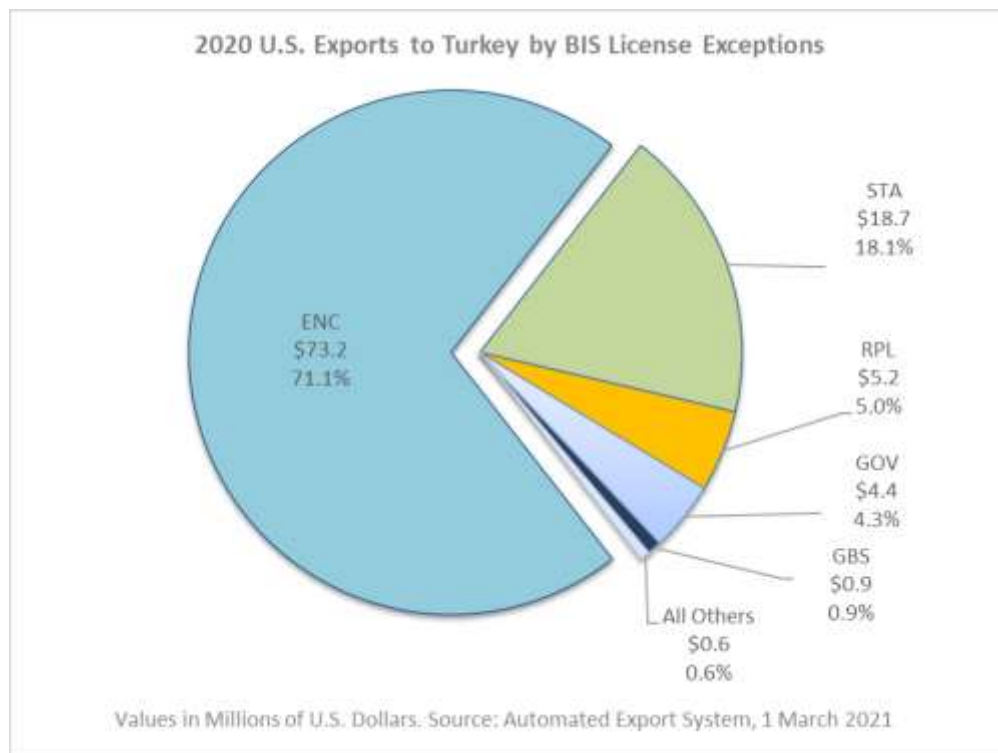


US to Turkey Export Trade Trends

In 2020, U.S. exports to Turkey shipped under a BIS license exception totaled \$103.1 million, a 18.9% (\$24.1 million) decrease from 2019.





In 2020, the top license exception Encryption Commodities, Software and Technology (ENC) totaled \$73.2 million (71.1% of all license exceptions), followed by Strategic Trade Authorization (STA) at \$18.7 million (18.1%), Servicing and replacement of parts and equipment (RPL) at \$5.2 million (5.0%), and Governments, International Organizations (GOV) at \$4.4 million (4.3%).





US to Turkey Export Trade Trends





Top Ten ECCNs by Value to Turkey (\$millions)	
LICENSED	#1 3A001 Electronic Components
	#2 7A003 Inertial Navigation Systems (Gimballed/Strapdown)
	#3 9A610 Military Aircraft and Related Commodities
	#4 9A604 Commodities Related to Launch Vehicles, Missiles, Rockets, torpedoes,
	#5 5A002 Systems/Equip./Integrated Circuits for Info Sec
	#6 6A003 Cameras
	#7 0A606 Ground Vehicles and Related Commodities
	#8 9A619 Military Gas Turbine Engines and Related Commodities
	#9 3A611 Military Electronics
	#10 0A505 Ammunition as follows (see List of Items Controlled)

Note: ECCN descriptions have been truncated: please review Commerce Control List for full description

Top Ten ECCNs by Value to Turkey (\$millions)	
EXCEPTIONS	#1 5A002 Systems/Equip./Integrated Circuits for Info Sec
	#2 3A611 Military Electronics
	#3 9A610 Military Aircraft and Related Commodities
	#4 9A619 Military Gas Turbine Engines and Related Commodities
	#5 9B610 Test, Inspection, and Production Equip. and Related Commodities Specia
	#6 7A103 Instrumentation, Navigation Equip./Systems Not
	#7 3A001 Electronic Components
	#8 6A003 Cameras
	#9 7A611 Navigation and Avionics equipment and systems, and "parts," "component
	#10 5D002 "Software" as follows (see List of Items Controlled)

Note: ECCN descriptions have been truncated: please review Commerce Control List for full description

Top Ten ECCNs by Value to Turkey (\$millions)	
NLR with ECCN	#1 9A991 Aircraft N.E.S. and Gas Turbine Engines not Controlled by 9A001 or 9A1
	#2 7A994 Other Navigation Direction Finding Equip. ... Not Controlled under 7A003
	#3 5A991 Telecommunication Equip. Not Controlled by 5A001
	#4 8A992 Vessels, Marine Systems or Equip. not Controlled by 8A001 or 8A002...
	#5 5A992 Equipment not controlled by 5A002 (see List of Items Controlled).
	#6 9A990 Diesel Engines, N.E.S., and Tractors and "Specially Designed" "Parts"
	#7 3A992 General Purpose Electronic Equip. Note Controlled by 3A002
	#8 6A005 Optical Equip. (Lasers)
	#9 0A504 Optical sighting devices for firearms (including shotguns controlled b
	#10 1C990 Fibrous and Filamentary Materials, Not Controlled By 1C010 Or 1C210, f

Note: ECCN descriptions have been truncated: please review Commerce Control List for full description



Top Ten ECCNs to Turkey by Shipment Count	
LICENSED	#1 9A610 Military Aircraft and Related Commodities
	#2 0A501 Firearms (except 0A502 shotguns) and related commodities as follows (s
	#3 9A604 Commodities Related to Launch Vehicles, Missiles, Rockets, torpedoes,
	#4 7A003 Inertial Navigation Systems (Gimballed/Strapdown)
	#5 9A619 Military Gas Turbine Engines and Related Commodities
	#6 3A611 Military Electronics
	#7 0A606 Ground Vehicles and Related Commodities
	#8 6A003 Cameras
	#9 3A001 Electronic Components
	#10 0A505 Ammunition as follows (see List of Items Controlled)

Note: ECCN descriptions have been truncated: please review Commerce Control List for full description

Top Ten ECCNs to Turkey by Shipment Count	
EXCEPTIONS	#1 5A002 Systems/Equip./Integrated Circuits for Info Sec
	#2 9A619 Military Gas Turbine Engines and Related Commodities
	#3 9A610 Military Aircraft and Related Commodities
	#4 9B610 Test, Inspection, and Production Equip. and Related Commodities Specia
	#5 0A501 Firearms (except 0A502 shotguns) and related commodities as follows (s
	#6 7A103 Instrumentation, Navigation Equip./Systems Not
	#7 5D002 "Software" as follows (see List of Items Controlled)
	#8 3A611 Military Electronics
	#9 9A991 Aircraft N.E.S. and Gas Turbine Engines not Controlled by 9A001 or 9A1
	#10 3A001 Electronic Components

Note: ECCN descriptions have been truncated: please review Commerce Control List for full description

Top Ten ECCNs to Turkey by Shipment Count	
NLR with ECCN	#1 9A991 Aircraft N.E.S. and Gas Turbine Engines not Controlled by 9A001 or 9A1
	#2 7A994 Other Navigation Direction Finding Equip. ... Not Controlled under 7A003
	#3 5A991 Telecommunication Equip. Not Controlled by 5A001
	#4 5A992 Equipment not controlled by 5A002 (see List of Items Controlled).
	#5 3A991 Electronic Devices and Components
	#6 3A999 Specific Processing Equip., N.E.S.
	#7 4A994 Computers Not Controlled By 4A001 or 4A003
	#8 3A992 General Purpose Electronic Equip. Note Controlled by 3A002
	#9 8A992 Vessels, Marine Systems or Equip. not Controlled by 8A001 or 8A002...
	#10 6A998 Radar Systems, Equip. and Major "Components," N.E.S., and "Specially D

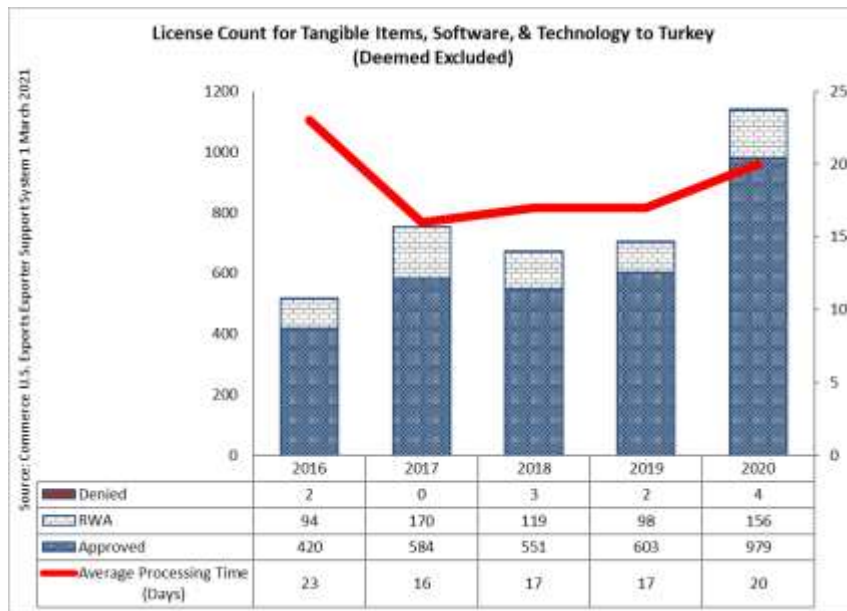
Note: ECCN descriptions have been truncated: please review Commerce Control List for full description



III. BIS Licensing to Turkey

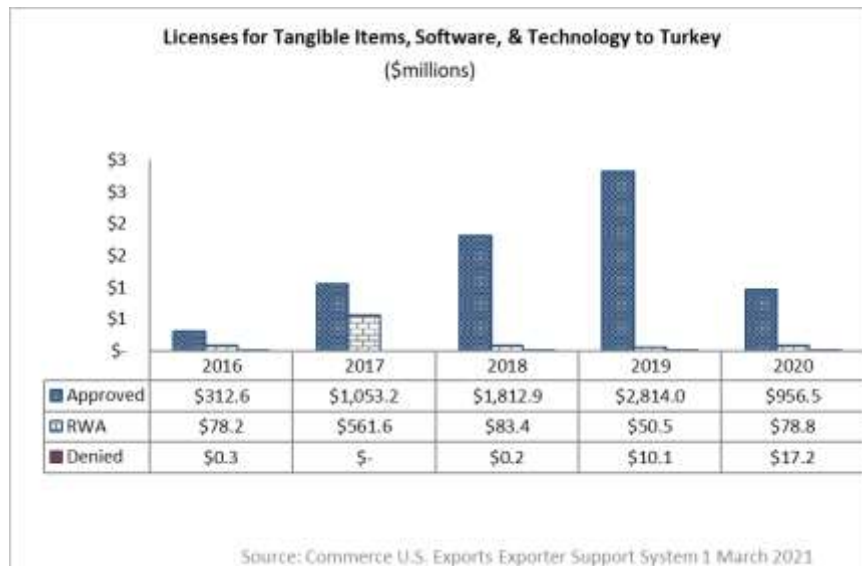
In 2020, BIS reviewed 1,139 export/re-export applications (not including deemed export applications) valued at \$1.1 billion for Turkey, out of a total of 38,203 applications worldwide for tangible items, software and technology valued at \$219.4 billion.

– Approved applications for Turkey totaled 979 (85.6% of the total applications) for \$1.0 billion, compared to 32,996 (86.4%) approved for all destinations valued at \$120.5 billion.



In 2020, BIS approved 3 applications (100% of total applications) for Deemed Exports from Turkish nationals, compared to 1,068 (87.8%) approved for all destinations.

There were no denials or RWAs for Deemed Export applications for Turkish nationals.





Top Ten Approved (with deemed) ECCNs to Turkey by Count		2016	2017	2018	2019	2020	% of World Total 2020
APPROVED	#1 0A501 Firearms (except 0A502 shotguns) and related commo	0	0	0	0	389	7.4%
	#2 9A610 Military Aircraft and Related Commodities	118	154	172	244	221	4.4%
	#3 3A611 Military Electronics	93	134	73	61	77	3.8%
	#4 0A606 Ground Vehicles and Related Commodities	19	40	31	55	62	6.8%
	#5 9E610 Technology Required for the Development, Productio	13	29	43	54	39	2.9%
	#6 3A001 Electronic Components	43	55	61	34	33	2.7%
	#7 6A003 Cameras	9	16	22	29	29	2.5%
	#8 0A505 Ammunition as follows (see List of Items Controlle	0	0	0	0	28	2.0%
	#9 0E606 Technology Required for Items Controlled in 0A606,	6	10	7	6	19	10.1%
	#10 9A619 Military Gas Turbine Engines and Related Commoditi	19	13	22	27	17	1.7%

Source: Commerce U.S. Exports Exporter Support System 20 March 2020

Note: ECCN Descriptions have been truncated: please review Commerce Control List for Full Description

Denied (with deemed) ECCNs to Turkey by Count		2020	% of World Total 2020
Denied	#1 3A001 Electronic Components	1	3.2%
	#2 5A992 Equipment not controlled by 5A002 (see List of Items Controlled).	1	11.1%
	#3 9A610 Military Aircraft and Related Commodities	2	9.1%
	#4 9B610 Test, Inspection, and Production Equip. and Related Commodities Specia	1	100.0%
	#5 9D610 Software for Commodities Controlled by 9A610, 9B610, 9C610.	1	100.0%

Source: Commerce U.S. Exports Exporter Support System 20 March 2020

Note: ECCN Descriptions have been truncated: please review Commerce Control List for Full Description



US Exports to Turkey Summary

Summary of U.S. Exports to Turkey Calendar Year 2020				
	CY2020	CY2019	% of Total Exports	Percentage Change from previous year
Total Exports	\$10,007,520,758	\$10,032,832,510		-0.3%
Total Subject to ITAR	\$590,787,888	\$690,235,505	5.9%	-14.4%
Subject to Other Gov. Agencies	\$3,315,920	\$936,887	0.03%	253.9%
Detailed Summary of EAR-Controlled Exports				
AES License Type	Description	Value	Percentage of Total	Percentage Description
C30	Licenses	\$181,246,023	100.0%	
Total of Licensed		\$181,246,023	1.8%	total licensed/total exports
C35	LVS	\$20,894	0.02%	
C36	GBS	\$915,172	0.9%	
C40	TMP	\$531,658	0.5%	
C41	RPL	\$5,184,821	5.0%	
C42	GOV	\$4,423,235	4.3%	
C44	TSU	\$45,544	0.04%	
C46	AVS	\$3,000	0.003%	
C50	ENC	\$73,241,735	71.1%	
C53	APP	\$9,979	0.01%	
C59	STA	\$18,678,846	18.1%	
Total of License Exceptions		\$103,054,884	1.0%	total license exceptions/total exports
			36.2%	total license exceptions/total subject to license requirement
Total subject to license requirement (Licensed and License Exceptions)		\$284,300,907	2.8%	total subject to license requirement/total exports
C33	NLR reporting an ECCN	\$2,379,405,541	23.8%	NLR reporting an ECCN/ total exports
C60	NLR for .y subparagraph 600-series	\$3,555,721	0.04%	NLR for .y subparagraph 600-series/ total exports
C63	NLR for 0A501 .y subparagraph Firearms	\$2,141	0.00002%	NLR for 0A501 .y subparagraph firearms/ total exports
Total of NLR		\$2,382,963,403	23.8%	total NLR with an ECCN/ total export
Exports not reporting an ECCN		\$6,746,152,640	67.4%	

Source: U.S. Census Bureau, Foreign Trade Division and Automated Export System