



Summary

In 2020, U.S. exports to Malaysia totaled \$12.5 billion, a 5.3% (\$693.0 million) decrease from 2019; U.S. imports from Malaysia totaled \$44.2 billion, an 8.9% (\$3.6 billion) increase; and the trade deficit was \$31.7 billion, a 15.7% (\$4.3 million) increase.

In 2020, 0.9% of the total U.S. exports of \$1.4 trillion to the World were exported to Malaysia and 1.9% of the total U.S. Imports of \$2.3 trillion were imported from Malaysia.

In 2020, the U.S. exports to Malaysia under a BIS license totaled \$54.6 million, an increase of \$11.7 million (27.1%) from 2019. The U.S. exports to Malaysia shipped under a BIS license exception authorization totaled \$346.9 million, decreasing from \$391.1 million in 2019. Usage of the license exception authorization for Encryption Commodities & Software was \$224.6 million in 2020, a slight decrease from the \$277.4 million in 2019; however, not rebounding from the 78% (\$984.2 million) drop between 2018 and 2019 and the approximately \$2.1 billion per year in the preceding three years.

In 2020, BIS reviewed 472 export/re-export license applications (not including deemed export applications) for tangible items, software and technology valued at \$717.4 million for Malaysia. License applications for Malaysia counted 1.2% of the World total by license count. BIS approved 426 (90.3% of the total applications) for \$706.1 million and RWA applications totaled 45 for \$11.3 million. There was one denial valued at \$0.002 million.

In 2020, BIS approved 14 applications from Malaysian nationals for deemed exports, 1.3% of all approved deemed exports applications. There were no RWA or denials for deemed export applications.

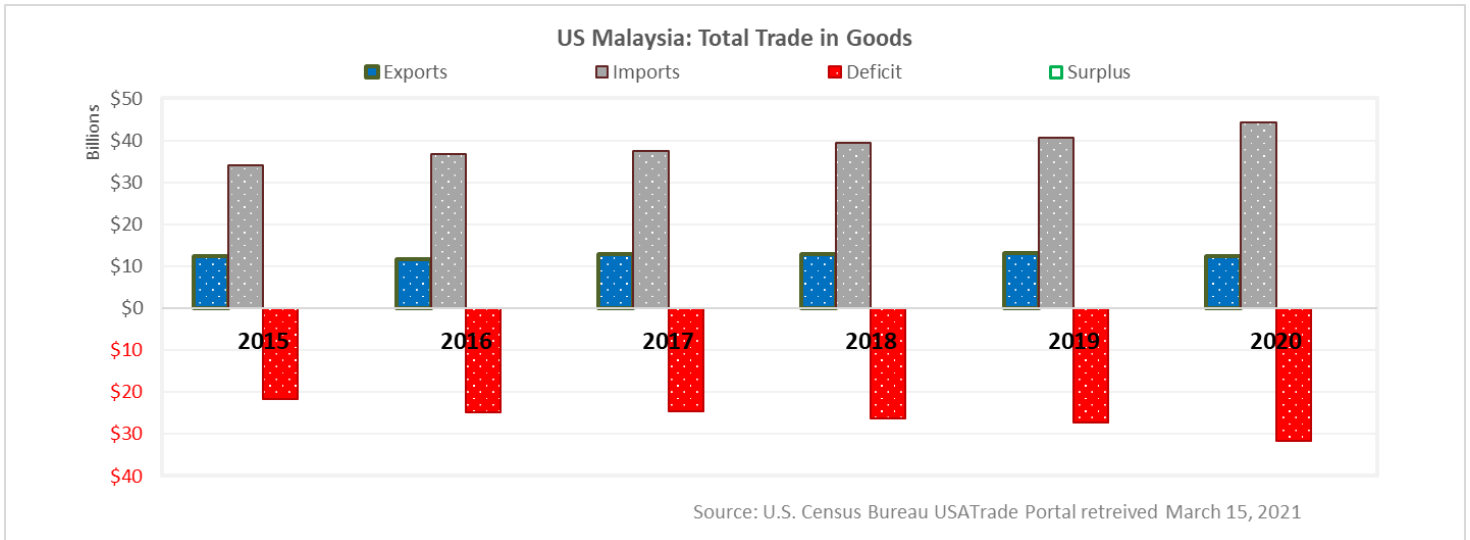
In 2020, the top approved ECCNs, including ECCNs for deemed exports, were 2B350 for Chemical Manufacturing Facilities and Equipment with 71 approvals, 9A610 Military Aircraft and Related Commodities with 51 approvals and 3A001 Electronic Components with 39 approvals.

In 2020, the average processing time for Malaysia was 20 days.



I. Total U.S. Trade in goods with Malaysia

In 2020, U.S. exports to Malaysia totaled \$12.5 billion, a 5.3% (\$693.0 million) decrease from 2019; U.S. imports from Malaysia totaled \$44.2 billion, an 8.9% (\$3.6 billion) increase; and the trade deficit was \$31.7 billion, a 15.7% (\$4.3 billion) increase.



In 2020, the level of U.S. exports to Malaysia and U.S. imports from Malaysia did not exceed the prior five-year average level by value not adjusted for inflation. The U.S. trade deficit with Malaysia is higher than the prior five-year average level by value not adjusted for inflation.

	2015	2016	2017	2018	2019	2020	2015-2019 Average
EXPORTS	\$12,277.7	\$11,774.2	\$12,871.8	\$12,952.0	\$13,191.5	\$12,498.5	\$12,613.4
Δvalue	--	-\$503.5	\$1,097.6	\$80.2	\$239.5	-\$693.0	
Δpct	--	-4.1%	9.3%	0.6%	1.8%	-5.3%	
IMPORTS	\$33,971.9	\$36,607.4	\$37,369.2	\$39,353.6	\$40,566.6	\$44,164.4	\$37,573.7
Δvalue	--	\$2,635.5	\$761.8	\$1,984.4	\$1,213.0	\$3,597.8	
Δpct	--	7.8%	2.1%	5.3%	3.1%	8.9%	
BALANCE	(\$21,694.2)	(\$24,833.2)	(\$24,497.4)	(\$26,401.6)	(\$27,375.1)	(\$31,665.9)	(\$24,960.3)
Δvalue	--	(\$3,139.1)	\$335.8	(\$1,904.2)	(\$973.5)	(\$4,290.8)	
Δpct	--	14.5%	-1.4%	7.8%	3.7%	15.7%	

Values in Millions of U.S. Dollars. Source: U.S. Census Bureau USATrade Portal March 15, 2021



In 2020, of the \$12.5 billion in U.S. exports to Malaysia, the top commodity sectors were Machinery & Mechanical Appliances (44.7%), Chemicals, Plastics and Leather products (13.7%), and Base Metals (11.5%).

In 2020, of the \$44.2 billion in U.S. imports from Malaysia, the top commodity sectors were Machinery & Mechanical Appliances (71.1%), Chemicals, Plastics and Leather products (9.6%), and Optical, Measuring, Medical and Other Instruments (6.0%).

Imports from Malaysia by Sector	Malaysia Commodity Trade 2020	US exports to Malaysia by Sector
\$44,164,388,278	Total Value All Commodities	\$12,498,483,739
2.0%	Agriculture (Chapters 01-24)	7.8%
0.5%	Minerals (Chapters 25-27)	2.9%
9.6%	Chemicals, Plastics, Leather Products (Chapters 28-43)	13.7%
0.8%	Wood Products (Chapters 44-49)	1.3%
0.8%	Textiles and Footwear (Chapters 50-67)	1.0%
0.7%	Stone, Glass, & Semiprecious Metals (Chapters 68-71)	0.7%
1.5%	Base metals (Chapters 72-83)	11.5%
71.1%	Machinery & Mechanical Appliances (Chapters 84-85)	44.7%
0.5%	Transportation Equipment (Chapters 86-89)	7.0%
6.0%	Optical, Measuring, Medical or Other Instruments (Chapters 90-92)	7.1%
0.0%	Arms & Ammunition (Chapter 93)	0.1%
5.0%	Miscellaneous Manufactured Items (Chapters 94 -96)	0.3%
0.0%	Art & Antiques (Chapter 97)	0.2%
1.6%	Special Items (Chapters 98-99** Imports only 99)	1.7%

Source: U.S. Census Bureau USA Trade Portal retrieved March 15, 2021

In 2020, **0.9%** of the total U.S. exports were shipped to Malaysia while **1.9%** of total U.S. Imports were delivered from Malaysia.

Exports

In 2020, the U.S. exported \$5.6 billion worth of Machinery & Mechanical Appliances to Malaysia, representing 1.6% of the total U.S. exports to the World of those commodities; and the U.S. exports of \$1.7 billion worth of Chemicals, Plastics, and Leather products represented 0.7% of the total U.S. exports of those commodities. While U.S. exports of Base Metals were lower in value at \$1.4 billion, these exports made up the highest percentage to Malaysia with 2.5% of the total U.S. exports to the World of those commodities.

Imports

In 2020, the U.S. imported \$31.4 billion worth of Machinery & Mechanical Appliances from Malaysia, representing 4.5% of the global U.S. imports of those commodities.



II. U.S. Exports to Malaysia subject to U.S. Government Filing Requirements

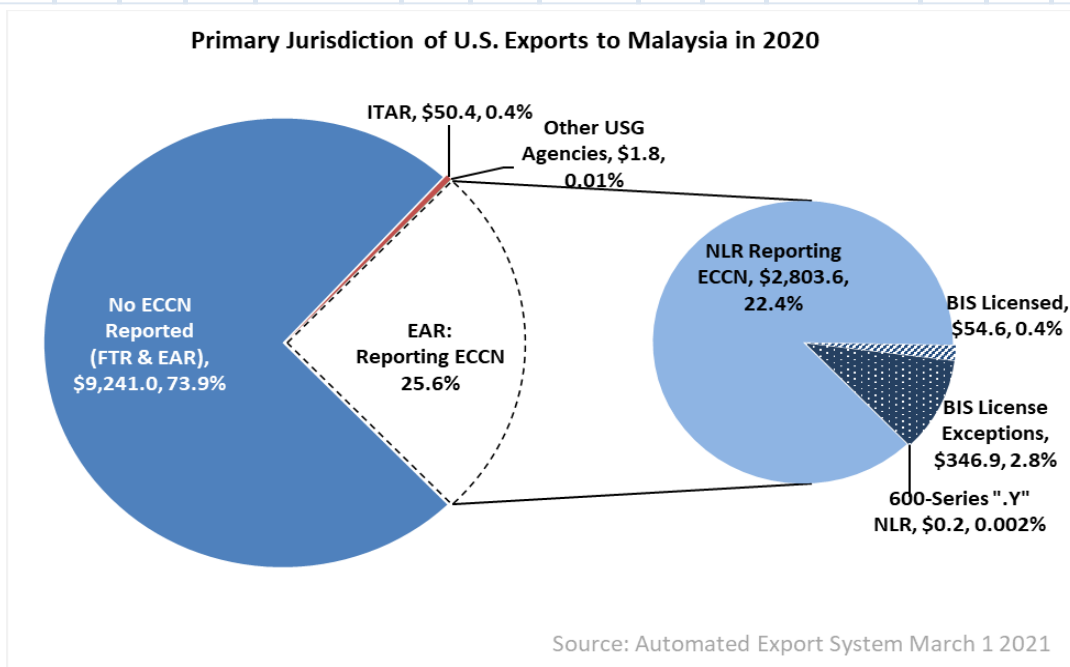
In 2020, of the \$12.5 billion in U.S. exports to Malaysia:

- 3.2% were subject to a BIS license requirement.
 - 0.4% were exported under a BIS license. Worldwide, 0.5% were exported under a BIS license.
 - 2.8% were exported under a BIS license exception. Worldwide, 1.0% were exported under a BIS license exception.
- 22.4% were exported under No License Required with an ECCN; Worldwide, 10.7% were exported under NLR with an ECCN reported.
 - 0.002% were exported under NLR for 600-series .y subparagraph items. Worldwide, 0.02% were exported under NLR 600-series .y subparagraph items.
 - 0.00002% were exported under NLR for 0A501 .y subparagraph Firearms items; Worldwide, 0.001% were exported under NLR for 0A501 .y subparagraph Firearms items.

Malaysia			
	2018	2019	2020
Department of State	\$29.9	\$34.6	\$50.4
Other USG Agencies	\$2.6	\$2.2	\$1.8
Department of Commerce	\$12,919.5	\$13,154.8	\$12,446.3
BIS Licensed	\$34.3	\$42.9	\$54.6
BIS License Exceptions	\$1,321.3	\$391.1	\$346.9
NLR reporting an ECCN	\$3,090.2	\$3,198.7	\$2,803.6
NLR not reporting an ECCN	\$8,473.1	\$9,521.5	\$9,241.0
600-Series ".Y" Paragraph NLR	\$0.6	\$0.6	\$0.2
YFA ".Y" Firearms	\$0.0	\$0.0	\$0.003

Values in Millions of U.S. Dollars. Source: Automated Export System March 1, 2021

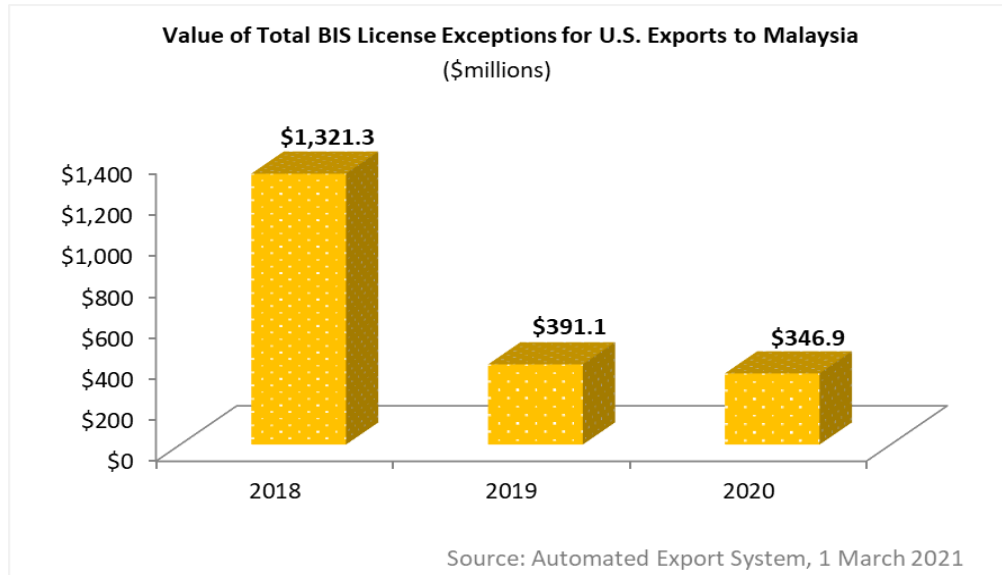
Reasons for Control	Chemical and Biological Weapons			Nuclear Nonproliferation		National Security		Missile Tech	Regional Stability		Firearms Convention	Crime Control			Anti-Terrorism	
	CB:1	CB:2	CB:3	NP:1	NP:2	NS:1	NS:2	MT:1	RS:1	RS:2	FC:1	CC:1	CC:2	CC:3	AT:1	AT:2
Malaysia	X	X		X		X	X	X	X	X		X				



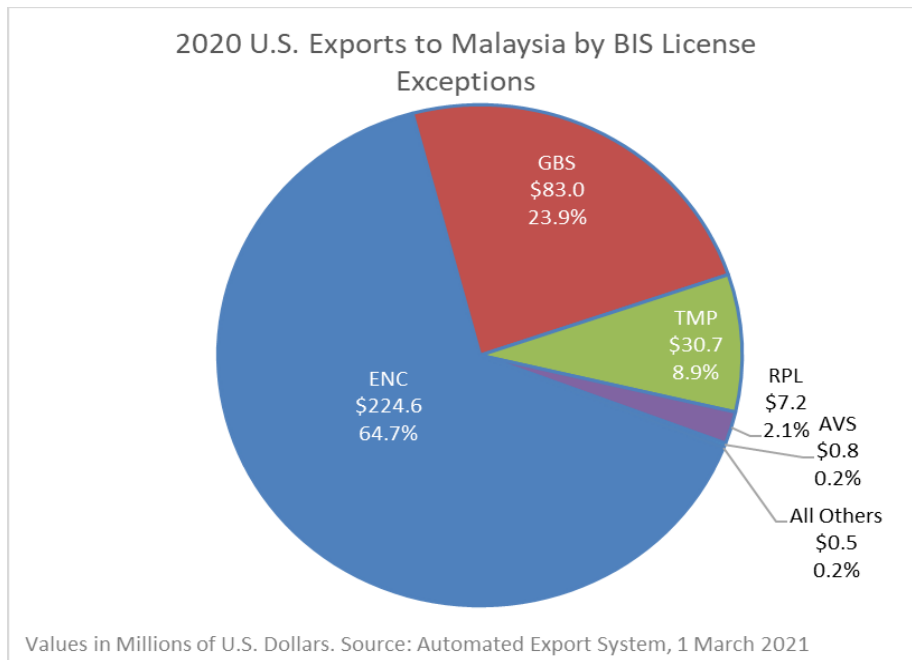


U.S. Exports to Malaysia

In 2020, U.S. exports to Malaysia shipped under a BIS license exception totaled \$346.9 million, a 11.3% (\$44.2 million) decrease from 2019.



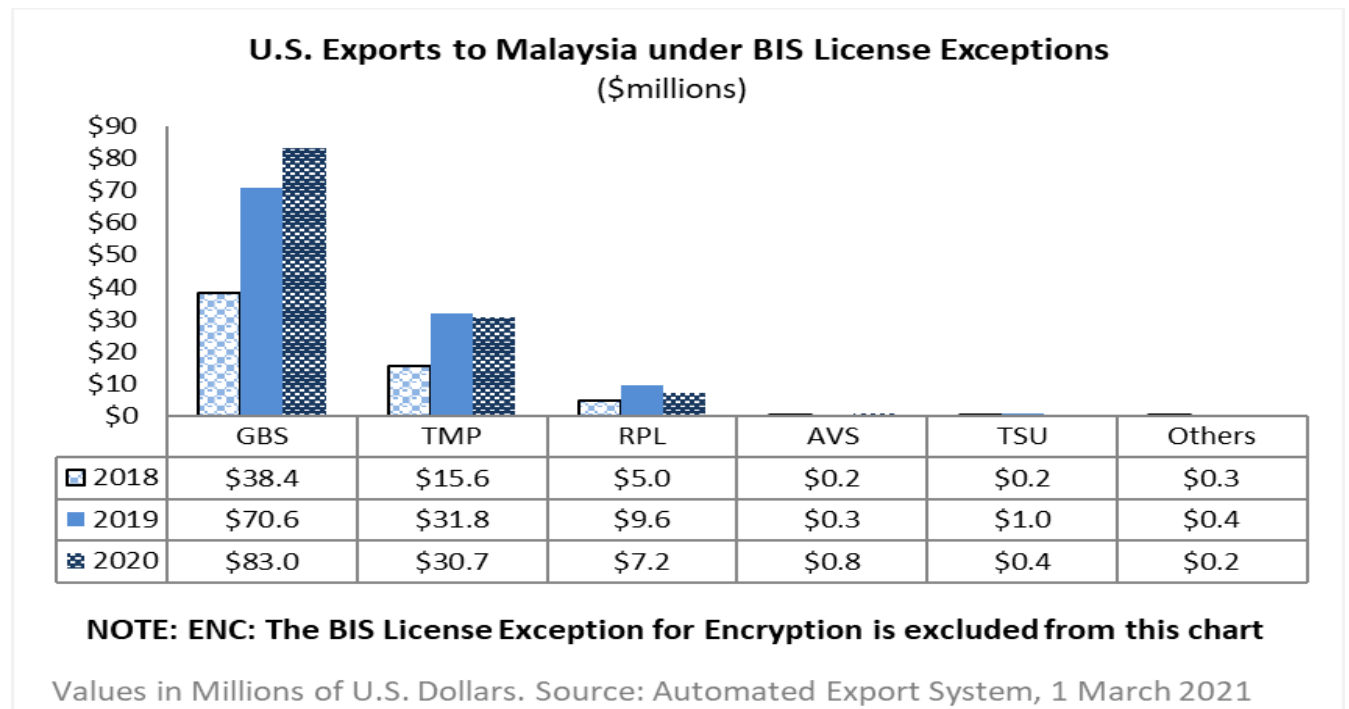
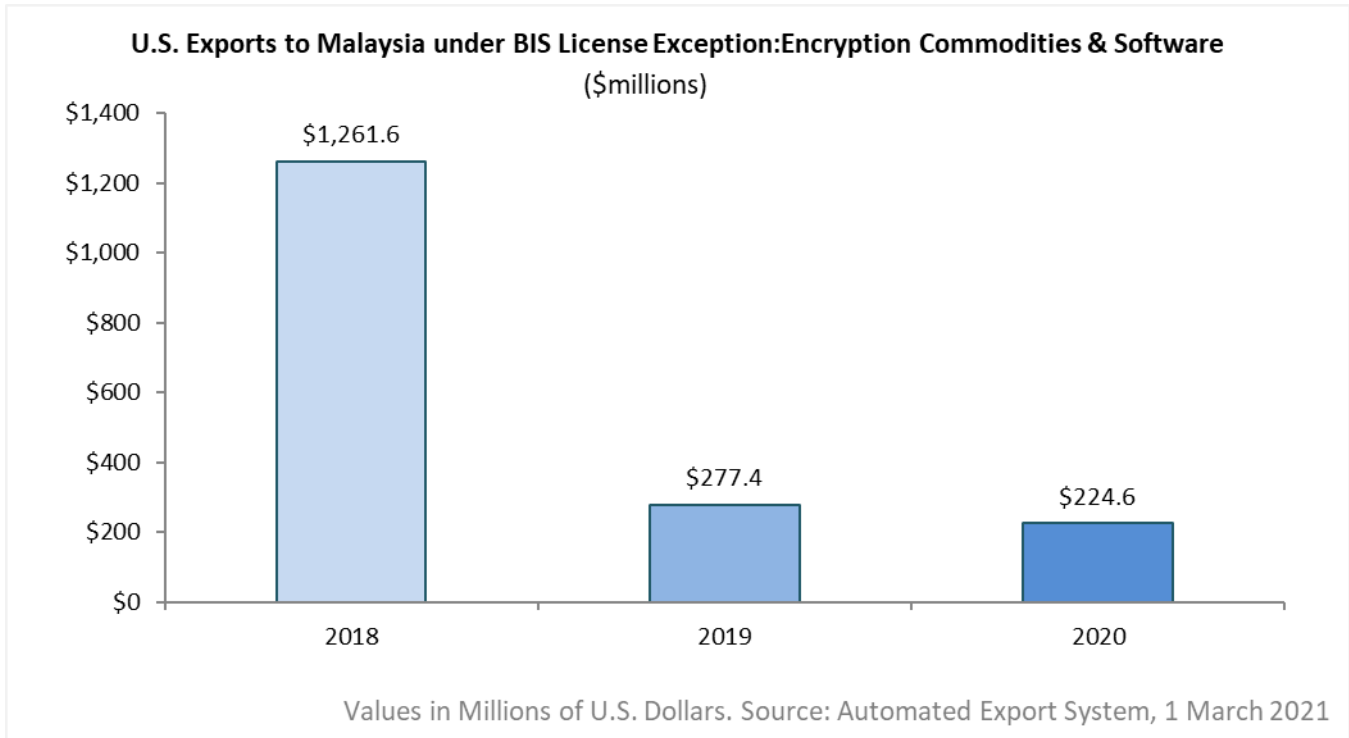
In 2020, the top license exception Encryption Commodities, Software and Technology (ENC) totaled \$224.6 million (64.7% of all license exceptions).





U.S. Exports to Malaysia

In 2020, U.S. exports to Malaysia shipped under a BIS license exception: Encryption Commodities & Software totaled \$224.6 million, a 19.1% (\$52.8 million) decrease from 2019.





Top Ten ECCNs by Value to Malaysia (\$millions)	
LICENSED	#1 3A001 Electronic Components
	#2 6A001 Acoustic Systems, Equipment and "Components"
	#3 9A610 Military Aircraft and Related Commodities
	#4 2B350 Chemical Manufacturing Facilities and Equip.
	#5 7A103 Instrumentation, Navigation Equip./Systems Not
	#6 2B001 Machine tools/Numerical Control Units
	#7 3A002 General Purpose Electronic Equip.
	#8 2B230 Pressure Transducers
	#9 2B201 Machine tools for Removing Or Cutting Metals
	#10 1C350 Chemicals, Precursors for toxic Chemical Agents

Note: ECCN descriptions have been truncated: please review Commerce Control List for full description

Top Ten ECCNs by Value to Malaysia (\$millions)	
EXCEPTIONS	#1 5A002 Systems/Equip./Integrated Circuits for Info Sec
	#2 3A001 Electronic Components
	#3 3A002 General Purpose Electronic Equip.
	#4 9A991 Aircraft N.E.S. and Gas Turbine Engines not Controlled by 9A001 or 9A1
	#5 9A604 Commodities Related to Launch Vehicles, Missiles, Rockets, torpedoes,
	#6 No ECCN No ECCN is required for License Exceptions TMP*
	#7 3B001 Epitaxial Equip. for Semiconductors
	#8 5B002 "Information Security" test, inspection and "production" equipment
	#9 9A610 Military Aircraft and Related Commodities
	#10 7A103 Instrumentation, Navigation Equip./Systems Not

Note: ECCN descriptions have been truncated: please review Commerce Control List for full description

Top Ten ECCNs by Value to Malaysia (\$millions)	
NLR with ECCN	#1 5A992 Equipment not controlled by 5A002 (see List of Items Controlled).
	#2 9A991 Aircraft N.E.S. and Gas Turbine Engines not Controlled by 9A001 or 9A1
	#3 5A991 Telecommunication Equip. Not Controlled by 5A001
	#4 3A991 Electronic Devices and Components
	#5 3B992 Equip. for the Inspection/Testing of Components not Controlled buy 3B0
	#6 3A992 General Purpose Electronic Equip. Note Controlled by 3A002
	#7 3B991 Other Mfg/Test Equip. Not Controlled By 3B
	#8 4A994 Computers Not Controlled By 4A001 or 4A003
	#9 7A994 Other Navigation Direction Finding Equip. ... Not Controlled under 7A003
	#10 5B991 Telecommunications Test Equip.

Note: ECCN descriptions have been truncated: please review Commerce Control List for full description



Top Ten ECCNs to Malaysia by Shipment Count	
LICENSED	#1 2B230 Pressure Transducers
	#2 3A001 Electronic Components
	#3 7A103 Instrumentation, Navigation Equip./Systems Not
	#4 2B350 Chemical Manufacturing Facilities and Equip.
	#5 9A610 Military Aircraft and Related Commodities
	#6 3A611 Military Electronics
	#7 0A501 Firearms (except 0A502 shotguns) and related commodities as follows (s
	#8 1A004 Protective and Detection Equip.
	#9 3A002 General Purpose Electronic Equip.
	#10 3C004 Hydrides of Phosphorus, Arsenic, Or Antimony

Note: ECCN descriptions have been truncated: please review Commerce Control List for full description

Top Ten ECCNs to Malaysia by Shipment Count	
EXCEPTIONS	#1 5A002 Systems/Equip./Integrated Circuits for Info Sec
	#2 3A001 Electronic Components
	#3 3A002 General Purpose Electronic Equip.
	#4 9A610 Military Aircraft and Related Commodities
	#5 9A604 Commodities Related to Launch Vehicles, Missiles, Rockets, torpedoes,
	#6 EAR99 Items subject to the EAR that are not elsewhere controlled
	#7 9A991 Aircraft N.E.S. and Gas Turbine Engines not Controlled by 9A001 or 9A1
	#8 5B002 "Information Security" test, inspection and "production" equipment
	#9 3B001 Epitaxial Equip. for Semiconductors
	#10 1C006 Fluids and Lubricating Materials

Note: ECCN descriptions have been truncated: please review Commerce Control List for full description

Top Ten ECCNs to Malaysia by Shipment Count	
NLR with ECCN	#1 9A991 Aircraft N.E.S. and Gas Turbine Engines not Controlled by 9A001 or 9A1
	#2 5A992 Equipment not controlled by 5A002 (see List of Items Controlled).
	#3 5A991 Telecommunication Equip. Not Controlled by 5A001
	#4 3A992 General Purpose Electronic Equip. Note Controlled by 3A002
	#5 3B992 Equip. for the Inspection/Testing of Components not Controlled buy 3B0
	#6 3A991 Electronic Devices and Components
	#7 7A994 Other Navigation Direction Finding Equip. ... Not Controlled under 7A003
	#8 4A994 Computers Not Controlled By 4A001 or 4A003
	#9 3B991 Other Mfg/Test Equip. Not Controlled By 3B
	#10 5B991 Telecommunications Test Equip.

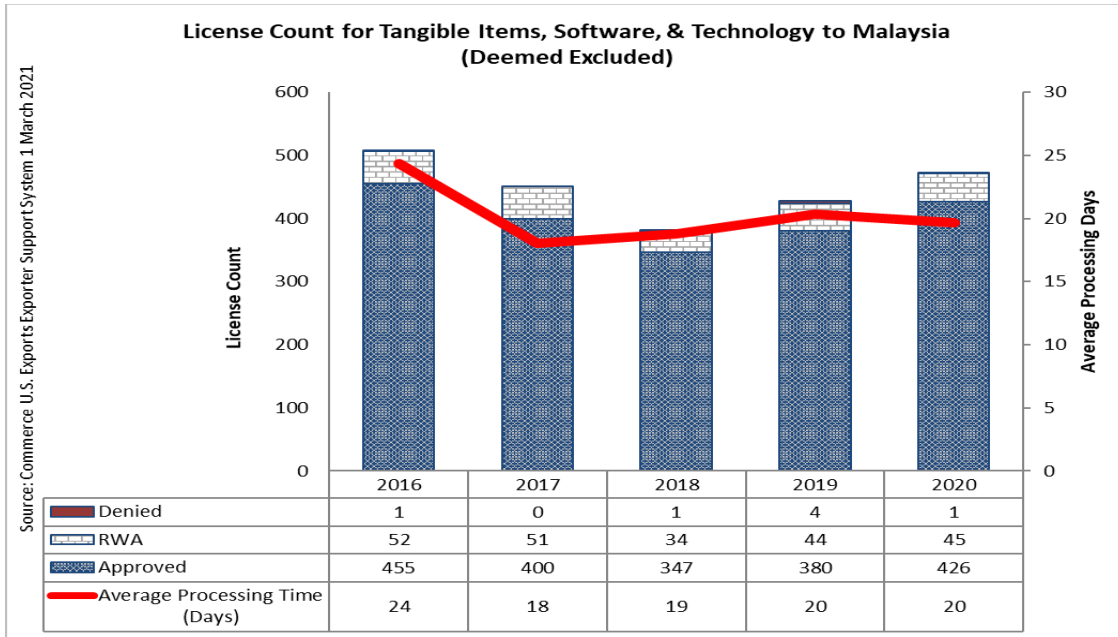
Note: ECCN descriptions have been truncated: please review Commerce Control List for full description



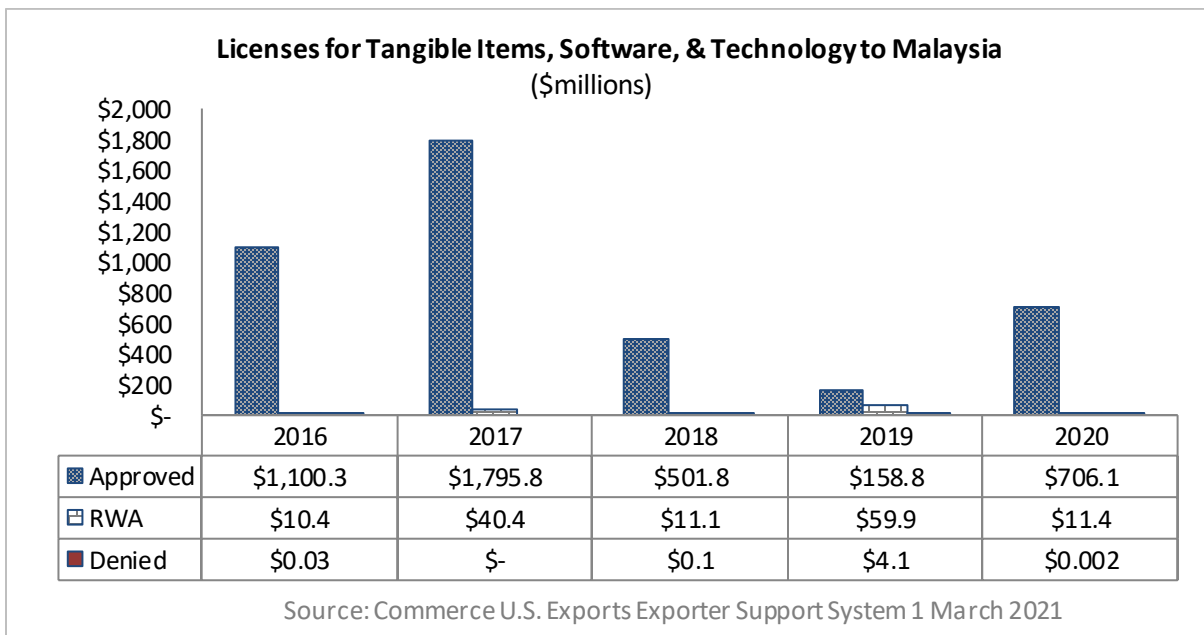
III. BIS Licensing to Malaysia

In 2020, BIS reviewed 472 export/re-export applications (not including deemed export applications) valued at \$717.4 million for Malaysia, out of a total of 38,203 applications worldwide for tangible items, software and technology valued at \$219.4 billion.

– Approved applications for Malaysia totaled 426 (90.3% of the total applications) for \$706.1 million, compared to 32,996 (86.4%) approved applications for all destinations valued at \$120.5 billion.



In 2020, BIS approved 14 applications for Deemed Exports from Malaysian nationals, compared to the 1,068 (87.8%) approved for all destinations. In the last five years, there were no denials for Deemed Export applications from Malaysian nationals.





Top Ten Approved (with deemed) ECCNs to Malaysia by Count		2016	2017	2018	2019	2020	% of World Total 2020
APPROVED	#1 2B350 Chemical Manufacturing Facilities and Equip.	81	87	49	67	71	3.4%
	#2 9A610 Military Aircraft and Related Commodities	131	84	54	51	51	1.0%
	#3 3A001 Electronic Components	25	32	33	33	39	3.2%
	#4 3A002 General Purpose Electronic Equip.	20	14	14	25	28	26.9%
	#5 0A501 Firearms (except 0A502 shotguns) and related commo	0	0	0	0	24	0.5%
	#6 2B230 Pressure Transducers	21	24	21	19	24	7.7%
	#7 1A004 Protective and Detection Equip.	10	16	17	14	20	3.7%
	#8 9A619 Military Gas Turbine Engines and Related Commoditi	31	14	15	16	17	1.7%
	#9 1C351 Human and Animal Pathogens and toxins	2	2	6	12	16	1.8%
	#10 6A003 Cameras	2	1	12	13	13	1.1%

Source: Commerce U.S. Exports Exporter Support System 20 March 2020

Note: ECCN Descriptions have been truncated; please review Commerce Control List for Full Description

In 2020, there was one denied license for Malaysia with ECCN 9A610 for Military aircraft and related commodities.

In 2020, the average license processing time is 20 days.



Summary of U.S. Exports to Malaysia Calendar Year 2020				
	CY2020	CY2019	% of Total Exports	Percentage Change from previous year
Total Exports	\$12,498,483,739	\$13,191,521,384		-5.3%
Total Subject to ITAR	\$50,361,897	\$34,567,327	0.4%	45.7%
Subject to Other Gov. Agencies	\$1,777,322	\$2,175,442	0.01%	-18.3%
Detailed Summary of EAR-Controlled Exports				
AES License Type	Description	Value	Percentage of Total	Percentage Description
C30	Licenses	\$53,852,080	100.0%	
VDC	Voluntary Disclosure	\$0	0.0%	
Total of Licensed		\$53,852,080	0.4%	total licensed/total exports
C35	LVS	\$38,711	0.01%	
C36	GBS	\$83,020,081	23.9%	
C40	TMP	\$30,749,431	8.9%	
C41	RPL	\$7,211,177	2.1%	
C42	GOV	\$8,888	0.003%	
C44	TSU	\$358,405	0.1%	
C46	AVS	\$828,336	0.2%	
C50	ENC	\$224,576,950	64.7%	
C53	APP	\$120,641	0.03%	
Total of License Exceptions		\$346,912,620	2.8%	total license exceptions/total exports
			86.6%	total license exceptions/total subject to license requirement
Total subject to license requirement (Licensed and License Exceptions)		\$400,764,700	3.2%	total subject to license requirement/total exports
C33	NLR reporting an ECCN	\$2,803,572,348	22.4%	NLR reporting an ECCN/total exports
C60	NLR for 600-series .y subparagraph	\$241,333	0.002%	NLR for 600-series .y subparagraph/total exports
C63	NLR for 0A501 .y subparagraph Firearms	\$3,036	0.00002%	NLR for 0A501 .y subparagraph firearms/total exports
Total of NLR		\$2,803,816,717	22.4%	total NLR with an ECCN/total export
Exports not reporting an ECCN		\$9,241,763,103	73.9%	

Source: U.S. Census Bureau, Foreign Trade Division and Automated Export System