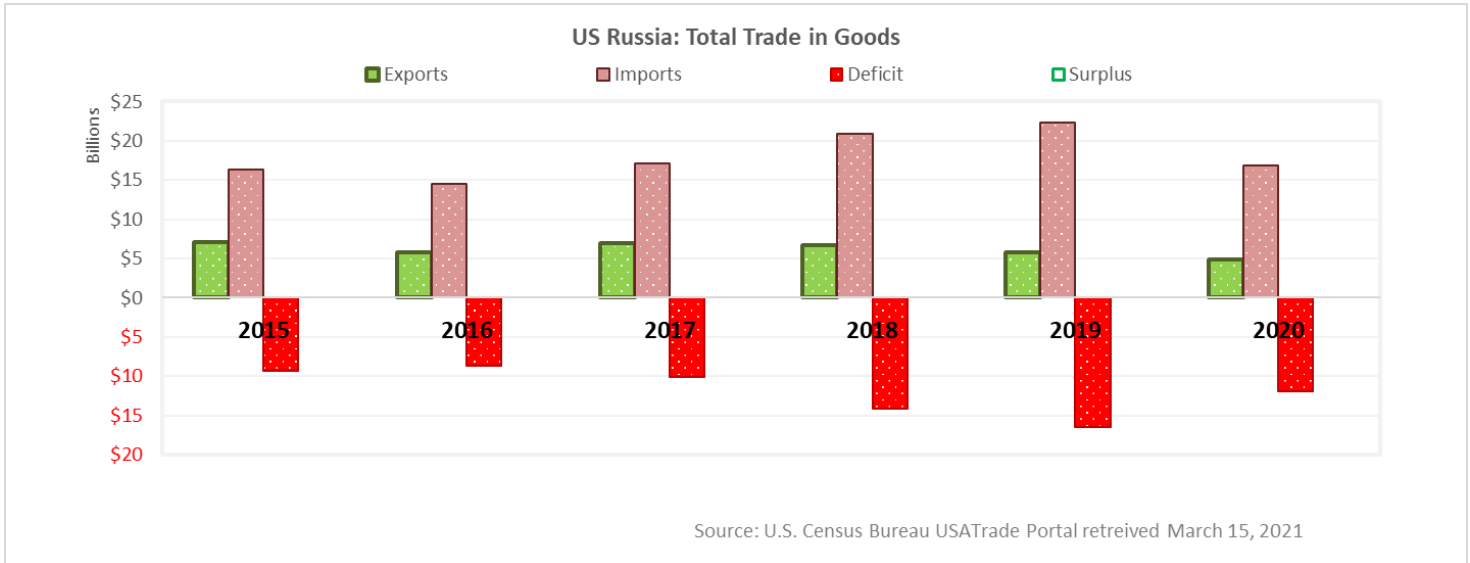




I. Total U.S. Trade in goods with Russia

In 2020, U.S. exports to Russia totaled \$4.9 billion, a 15.6% (\$900.7 million) decrease from 2019; U.S. imports from Russia totaled \$16.8 billion, a 24.3% (\$5.4 billion) decrease; and the trade deficit was \$12.0 billion, a 27.4% (\$4.5 billion) decrease.



In 2020, 0.3% of total U.S. exports were shipped to Russia while 0.7% of total U.S. Imports were delivered from Russia during the same period. In 2020, the level of U.S. exports to Russia was below the prior five-year average level and U.S. imports from Russia are above the prior five-year average level by value not adjusted for inflation. The U.S. trade balance with Russia is negative.

	2015	2016	2017	2018	2019	2020	2015-2019 Average
EXPORTS	\$7,086.5	\$5,831.1	\$7,002.9	\$6,658.0	\$5,784.5	\$4,883.8	\$6,472.6
Δvalue	--	-\$1,255.4	\$1,171.8	-\$344.9	-\$873.5	-\$900.7	
Δpct	--	-17.7%	20.1%	-4.9%	-13.1%	-15.6%	
IMPORTS	\$16,372.4	\$14,543.4	\$17,055.4	\$20,850.6	\$22,259.6	\$16,843.2	\$18,216.3
Δvalue	--	-\$1,829.1	\$2,512.0	\$3,795.2	\$1,409.0	-\$5,416.4	
Δpct	--	-11.2%	17.3%	22.3%	6.8%	-24.3%	
BALANCE	(\$9,285.9)	(\$8,712.3)	(\$10,052.5)	(\$14,192.6)	(\$16,475.2)	(\$11,959.5)	(\$11,743.7)
Δvalue	--	\$573.6	(\$1,340.2)	(\$4,140.1)	(\$2,282.6)	\$4,515.7	
Δpct	--	-6.2%	15.4%	41.2%	16.1%	-27.4%	

Values in Millions of U.S. Dollars. Source: U.S. Census Bureau USATrade Portal March 15, 2021



U.S. Trade with Russia

In 2020, of the \$4.9 billion in U.S. exports to Russia, the top commodity sectors were Machinery and Mechanical Appliances (30.2%), Chemicals, Plastics and Leather products (22.4%), and Transportation Equipment (20.3%).

In 2020, of the \$16.8 billion in U.S. imports from Russia, the top commodity sectors were Minerals (52.9%), Stone, Glass & Semiprecious Metals (15.4%), and Base Metals (10.3%).

Imports from Russia by Sector	Russia Commodity Trade 2020	US exports to Russia by Sector
\$16,843,248,939	Total Value All Commodities	\$4,883,765,601
6.1%	Agriculture (Chapters 01-24)	4.0%
52.9%	Minerals (Chapters 25-27)	0.5%
9.8%	Chemicals, Plastics, Leather Products (Chapters 28-43)	22.4%
1.4%	Wood Products (Chapters 44-49)	1.2%
0.0%	Textiles and Footwear (Chapters 50-67)	0.9%
15.4%	Stone, Glass, & Semiprecious Metals (Chapters 68-71)	2.3%
10.3%	Base metals (Chapters 72-83)	4.0%
1.2%	Machinery & Mechanical Appliances (Chapters 84-85)	30.2%
0.9%	Transportation Equipment (Chapters 86-89)	20.3%
0.2%	Optical, Measuring, Medical or Other Instruments (Chapters 90-92)	10.6%
0.7%	Arms & Ammunition (Chapter 93)	0.0%
0.2%	Miscellaneous Manufactured Items (Chapters 94 -96)	1.7%
0.2%	Art & Antiques (Chapter 97)	0.3%
0.6%	Special Items (Chapters 98-99** Imports only 99)	1.6%

Source: U.S. Census Bureau USATrade Portal retrieved March 15, 2021



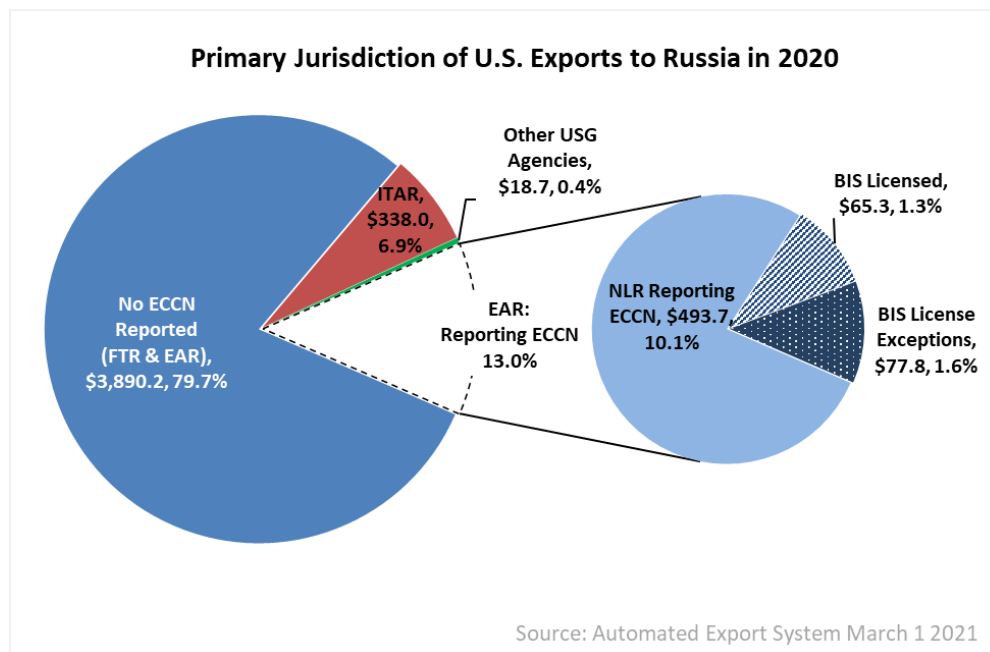
II. U.S. Exports to Russia subject to U.S. Government Filing Requirements

- In 2020, of the \$4.9 billion in U.S. exports to Russia:
 - 2.9% were subject to a BIS license requirement
 - 1.3% were exported under a BIS license; Worldwide, 0.5% were exported under a BIS license.
 - 1.6% were exported under a BIS license exception; Worldwide, 1.0% were exported under a BIS license exception.
 - 10.1% were exported under No License Required with an ECCN; Worldwide, 10.7% were exported under NLR with an ECCN reported.
 - 0.0% were exported under NLR for .y 600-series items; Worldwide, 0.02% were exported under NLR for .y 600-series items.
 - 0.001% were exported under NLR for 0A501 .y subparagraph Firearms items; Worldwide, 0.001% were exported under NLR for 0A501 .y subparagraph Firearms items.

Russia				
	2018	2019	2020	
Department of State	\$0.8	\$11.5	\$338.0	
Other USG Agencies	\$67.1	\$21.9	\$18.7	
Department of Commerce	\$6,590.0	\$5,751.0	\$4,527.0	
BIS Licensed	\$65.9	\$23.8	\$65.3	
BIS License Exceptions	\$73.1	\$67.6	\$77.8	
NLR reporting an ECCN	\$1,842.1	\$1,208.0	\$493.7	
NLR not reporting an ECCN	\$4,608.9	\$4,451.6	\$3,890.2	
600-Series ".Y" Paragraph NLR	\$0.0	\$0.0	\$0.0	
YFA ".Y" Firearms	\$0.0	\$0.0	\$0.04	

Values in Millions of U.S. Dollars. Source: Automated Export System March 1, 2021

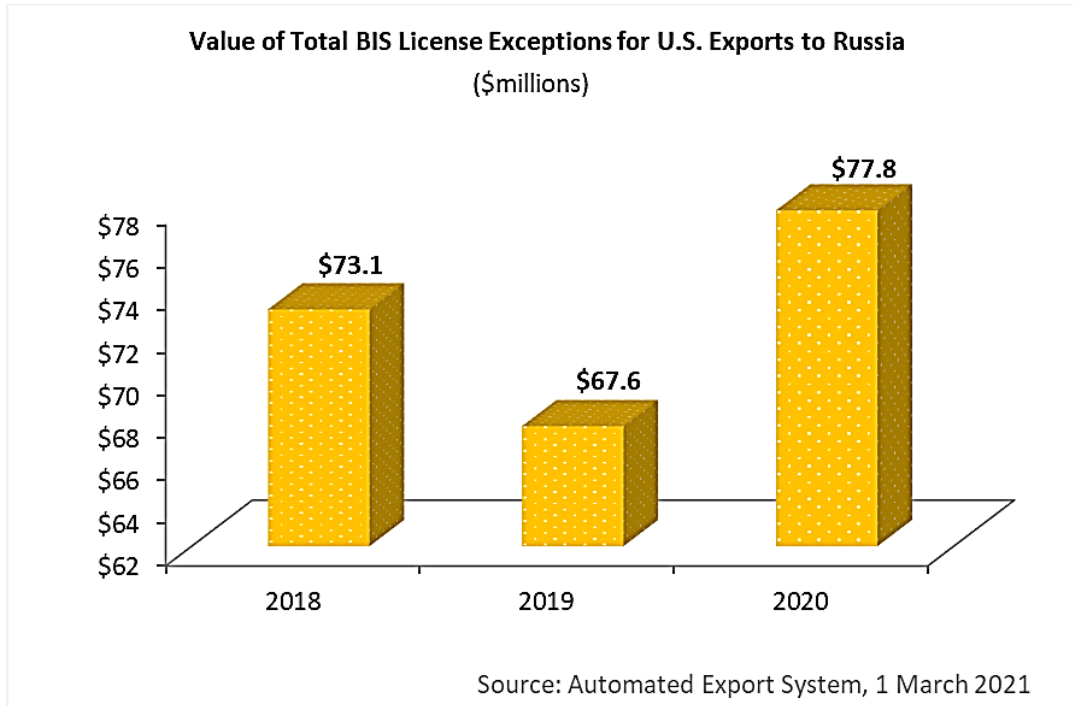
Reasons for Control	Chemical and Biological Weapons			Nuclear Nonproliferation		National Security		Missile Tech	Regional Stability		Firearms Convention	Crime Control			Anti-Terrorism	
	CB:1	CB:2	CB:3	NP:1	NP:2	NS:1	NS:2	MT:1	RS:1	RS:2	FC:1	CC:1	CC:2	CC:3	AT:1	AT:2
Russia	X	X	X	X		X	X	X	X	X		X	X			



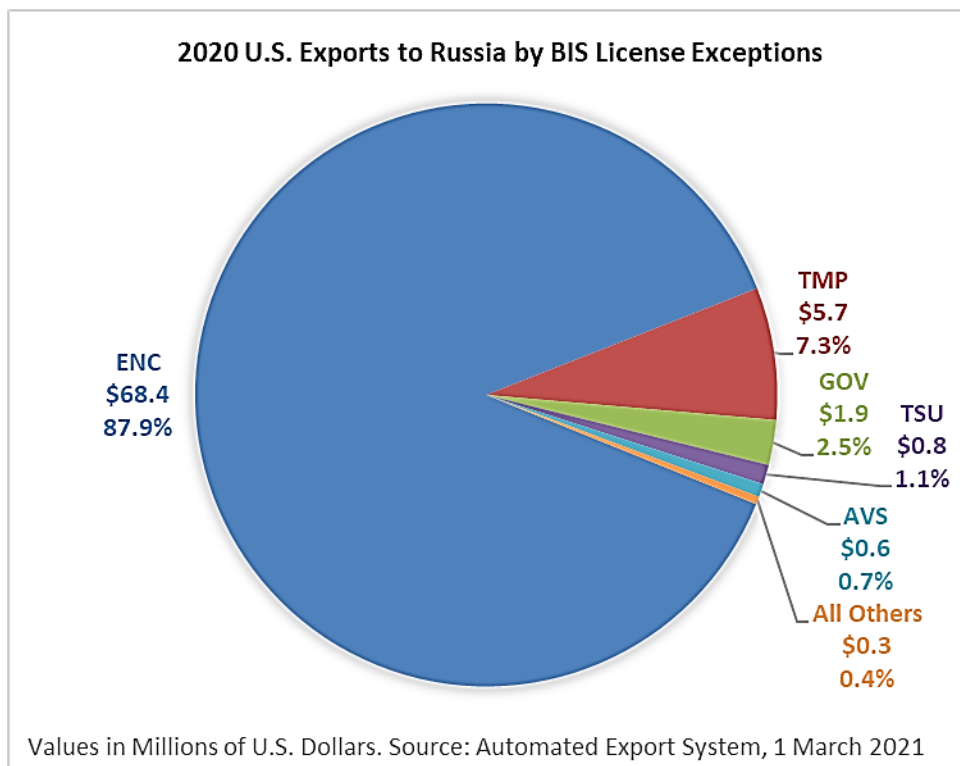


U.S. Exports to Russia

In 2020, U.S. exports to Russia shipped under a BIS license exception totaled \$77.8 million, a 15.0% (\$10.1 million) increase from 2019.



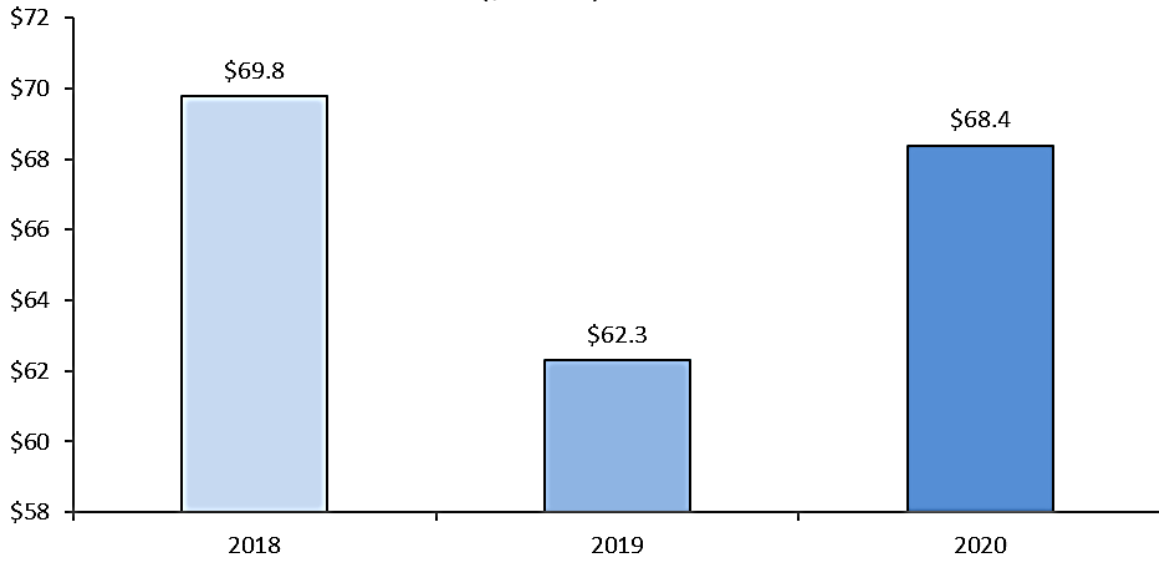
The top license exception Encryption commodities, Software and Technology (ENC) totaled \$68.4 million (87.9% of all license exceptions).





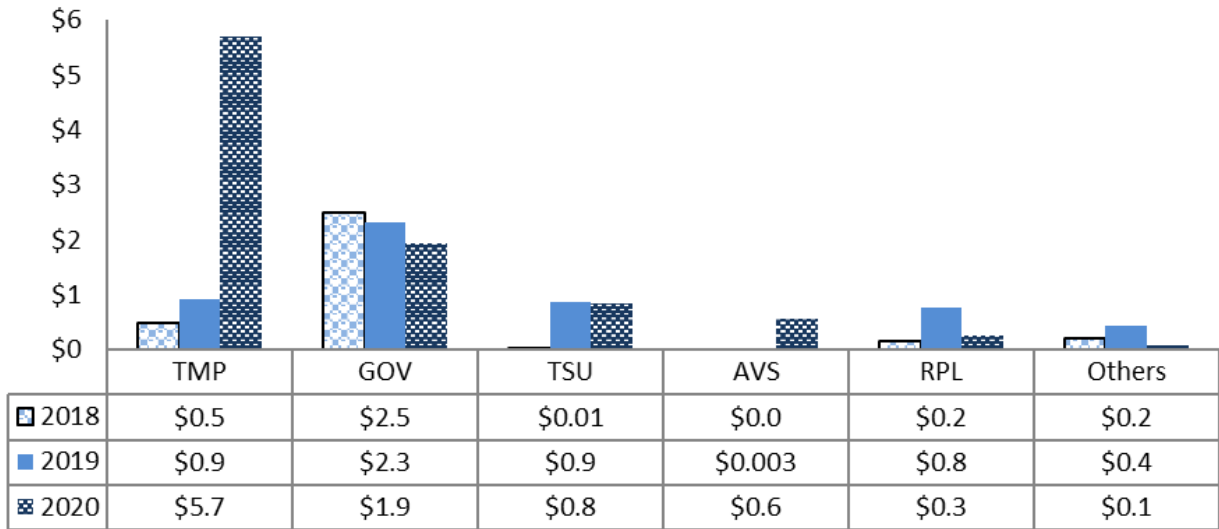
U.S. Exports to Russia

U.S. Exports to Russia under BIS License Exception: Encryption Commodities & Software
(\$millions)



Values in Millions of U.S. Dollars. Source: Automated Export System, 1 March 2021

U.S. Exports to Russia under BIS License Exceptions
(\$millions)



NOTE: ENC: The BIS License Exception for Encryption is excluded from this chart

Values in Millions of U.S. Dollars. Source: Automated Export System, 1 March 2021



U.S. Exports to Russia by Top Ten Export Control Classification Numbers (ECCN)

Top Ten ECCNs by Value to Russia (\$millions)		
LICENSED	#1	9A515 Spacecraft and Related Commodities
	#2	9A991 Aircraft N.E.S. and Gas Turbine Engines not Controlled by 9A001 or 9A1
	#3	1C234 Zirconium, with a Hafnium Content
	#4	EAR99 Items subject to the EAR that are not elsewhere controlled
	#5	3A001 Electronic Components
	#6	5A002 Systems/Equip./Integrated Circuits for Info Sec
	#7	9B515 Test, Inspection, and Production Equip. Specially Designed for Spacecr
	#8	7A103 Instrumentation, Navigation Equip./Systems Not
	#9	2B350 Chemical Manufacturing Facilities and Equip.
	#10	2B001 Machine tools/Numerical Control Units

Note: ECCN descriptions have been truncated: please review Commerce Control List for full description

Top Ten ECCNs by Value to Russia (\$millions)		
EXCEPTIONS	#1	5A002 Systems/Equip./Integrated Circuits for Info Sec
	#2	9A515 Spacecraft and Related Commodities
	#3	No ECCN No ECCN is required for License Exceptions TMP
	#4	9A004 Space Launch Vehicles and Spacecraft
	#5	9A991 Aircraft N.E.S. and Gas Turbine Engines not Controlled by 9A001 or 9A1
	#6	5B002 "Information Security" test, inspection and "production" equipment
	#7	5A991 Telecommunication Equip. Not Controlled by 5A001
	#8	7A103 Instrumentation, Navigation Equip./Systems Not
	#9	3A001 Electronic Components
	#10	EAR99 Items subject to the EAR that are not elsewhere controlled

Note: ECCN descriptions have been truncated: please review Commerce Control List for full description

Top Ten ECCNs by Value to Russia (\$millions)		
NLR with ECCN	#1	9A991 Aircraft N.E.S. and Gas Turbine Engines not Controlled by 9A001 or 9A1
	#2	2B999 Specific Processing Equip., N.E.S.
	#3	1A999 Specific Processing Equip., N.E.S
	#4	9A990 Diesel Engines, N.E.S., and Tractors and "Specially Designed" "Parts"
	#5	5A992 Equipment not controlled by 5A002 (see List of Items Controlled).
	#6	5A991 Telecommunication Equip. Not Controlled by 5A001
	#7	7A994 Other Navigation Direction Finding Equip. ... Not Controlled under 7A003
	#8	1B231 Tritium Facilities Or Plants, and Equip. therefor, as Follows (See Lis
	#9	3A999 Specific Processing Equip., N.E.S.
	#10	3A992 General Purpose Electronic Equip. Note Controlled by 3A002

Note: ECCN descriptions have been truncated: please review Commerce Control List for full description



U.S. Exports to Russia by Top Ten Export Control Classification Numbers (ECCN)

Top Ten ECCNs to Russia by Shipment Count		
LICENSED	#1	9A991 Aircraft N.E.S. and Gas Turbine Engines not Controlled by 9A001 or 9A1
	#2	EAR99 Items subject to the EAR that are not elsewhere controlled
	#3	5A002 Systems/Equip./Integrated Circuits for Info Sec
	#4	2B350 Chemical Manufacturing Facilities and Equip.
	#5	7A103 Instrumentation, Navigation Equip./Systems Not
	#6	9A515 Spacecraft and Related Commodities
	#7	1C006 Fluids and Lubricating Materials
	#8	7E101 Technology for Equip./Software Controlled By 7A
	#9	1C234 Zirconium, with a Hafnium Content
	#10	3A001 Electronic Components

Note: ECCN descriptions have been truncated: please review Commerce Control List for full description

Top Ten ECCNs to Russia by Shipment Count		
EXCEPTIONS	#1	5A002 Systems/Equip./Integrated Circuits for Info Sec
	#2	EAR99 Items subject to the EAR that are not elsewhere controlled
	#3	3A001 Electronic Components
	#4	No ECCN No ECCN is required for License Exceptions TMP
	#5	5A991 Telecommunication Equip. Not Controlled by 5A001
	#6	9A515 Spacecraft and Related Commodities
	#7	7A103 Instrumentation, Navigation Equip./Systems Not
	#8	9A991 Aircraft N.E.S. and Gas Turbine Engines not Controlled by 9A001 or 9A1
	#9	5A992 Equipment not controlled by 5A002 (see List of Items Controlled).
	#10	5D002 "Software" as follows (see List of Items Controlled)

Note: ECCN descriptions have been truncated: please review Commerce Control List for full description

Top Ten ECCNs to Russia by Shipment Count		
NLR with ECCN	#1	9A991 Aircraft N.E.S. and Gas Turbine Engines not Controlled by 9A001 or 9A1
	#2	3A991 Electronic Devices and Components
	#3	5A992 Equipment not controlled by 5A002 (see List of Items Controlled).
	#4	5A991 Telecommunication Equip. Not Controlled by 5A001
	#5	2B350 Chemical Manufacturing Facilities and Equip.
	#6	7A994 Other Navigation Direction Finding Equip. ... Not Controlled under 7A003
	#7	2B999 Specific Processing Equip., N.E.S.
	#8	2A001 Anti-Friction Bearings and Bearing Systems, as Follows, (See List of I
	#9	3A992 General Purpose Electronic Equip. Note Controlled by 3A002
	#10	4A994 Computers Not Controlled By 4A001 or 4A003

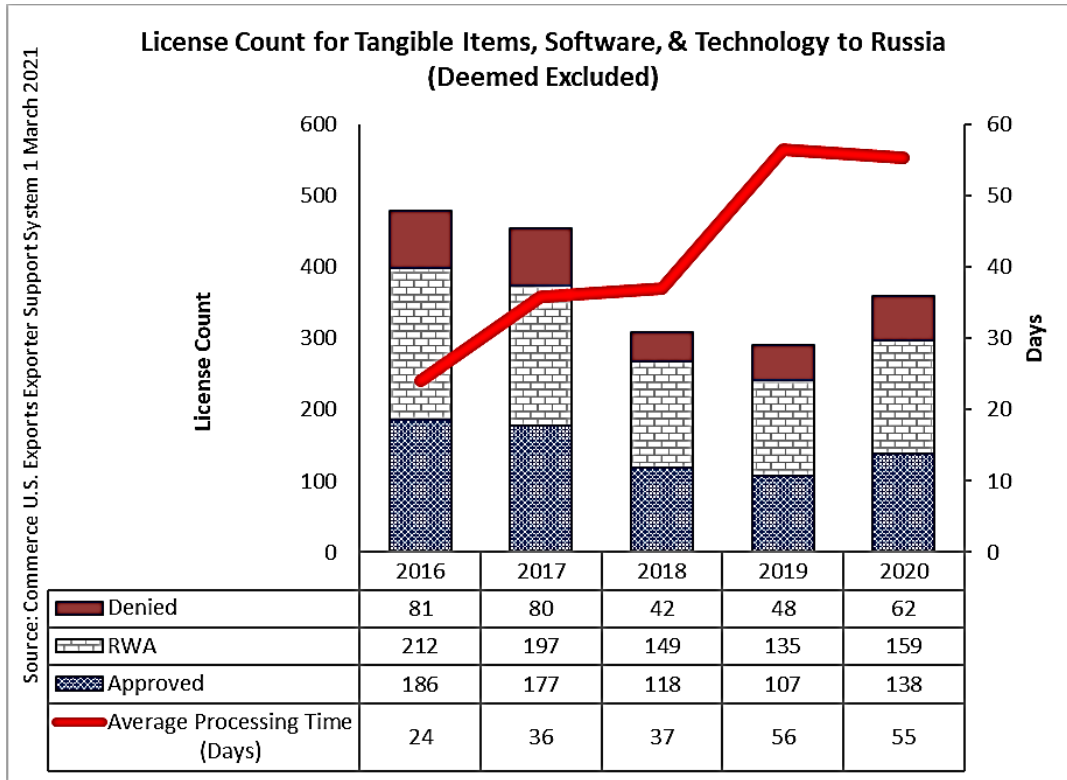
Note: ECCN descriptions have been truncated: please review Commerce Control List for full description



III. BIS Licensing to Russia

In 2020, BIS reviewed 359 export/re-export applications (not including deemed export applications) valued at \$8.1 billion for Russia, out of a total of 38,203 applications worldwide for tangible items, software and technology valued at \$219.4 billion.

– Approved applications for Russia totaled 138 (38.4% of the total applications) valued at \$4.9 billion, compared to 32,996 (86.4%) approved for all destinations valued at \$120.5 billion

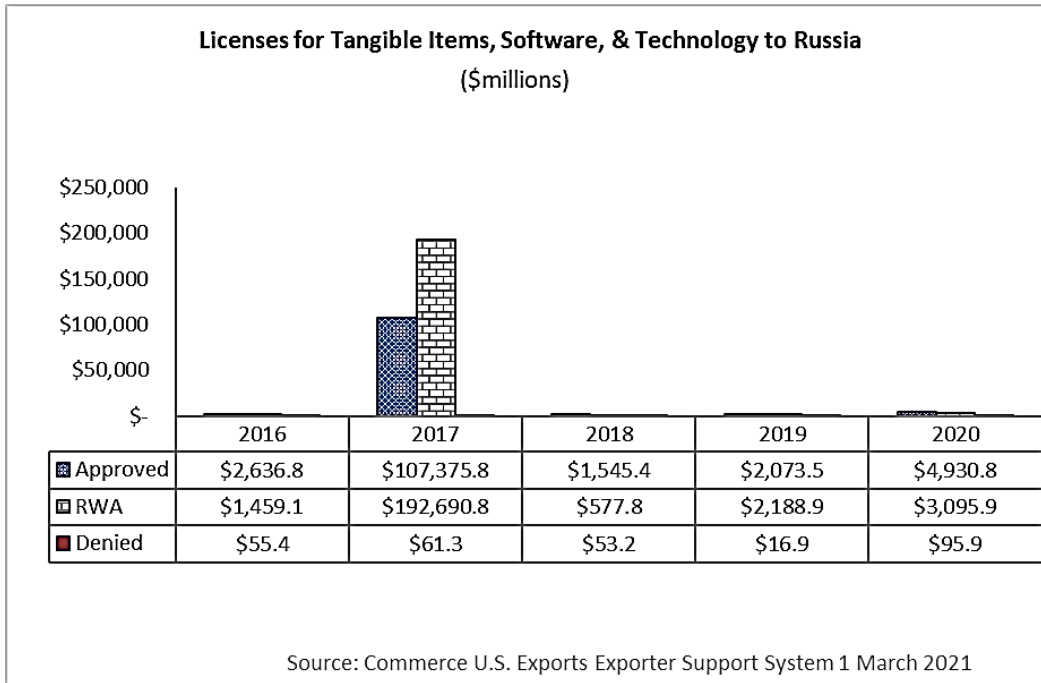


In 2020, BIS reviewed 15 deemed export applications from Russian nationals out of 1,216 applications worldwide for deemed exports.

– Approved deemed exports applications for Russia totaled 14 (93.3% of the total applications), compared to the 1,068 (87.8%) approved for all destinations.

Deemed Export Licenses for Russian Nationals 2016-2020				
	Approved	RWA	Denied	Total
2016	85	2	0	87
2017	44	3	0	47
2018	9	8	0	17
2019	20	5	0	25
2020	14	1	0	15

Source: Commerce U.S. Exports Exporter Support System, retrieved March 18, 2021



Top Ten Approved (with deemed) ECCNs to Russia by Count			2016	2017	2018	2019	2020	% of World Total 2020
APPROVED	#1	EAR99 Items subject to the EAR that are not elsewhere...	40	34	10	31	45	5.0%
	#2	9A991 Aircraft N.E.S. and Gas Turbine Engines not Contro	0	0	0	0	42	25.3%
	#3	9E991 Technology for the Dev/Prod/use with Items In 9A99	0	0	0	0	27	12.2%
	#4	3E002 Other Technology for Items In Category 3	75	38	4	17	11	3.7%
	#5	5E001 Technology as follows (see List of Items Controlle	59	41	7	18	10	2.3%
	#6	7A994 Other Navigation Direction Finding Equip. ... Not Co	1	0	0	0	9	16.1%
	#7	3E001 Technology for Dev Or Prod of Certain Items In 3A,	67	47	5	18	7	2.0%
	#8	5D001 Software for Dev/Prod/use of Items In 5A001	57	37	3	15	7	4.2%
	#9	5A992 Equipment not controlled by 5A002 (see List of Ite	10	5	0	3	6	3.6%
	#10	9A515 Spacecraft and Related Commodities	22	29	25	5	6	1.4%

Source: Commerce U.S. Exports Exporter Support System, 18 March 2021

Note: ECCN Descriptions have been truncated: please review Commerce Control List for Full Description

Top Five Denied (with deemed) ECCNs to Russia by Count			2020	% of World Total 2020
Denied	#1	2B350 Chemical Manufacturing Facilities and Equip.	11	47.8%
	#2	EAR99 Items subject to the EAR that are not elsewhere controlled	9	8.2%
	#3	3A001 Electronic Components	7	22.6%
	#4	9A515 Spacecraft and Related Commodities	5	71.4%
	#5	2B201 Machine tools for Removing Or Cutting Metals	4	66.7%

Source: Commerce U.S. Exports Exporter Support System, 18 March 2021

Note: ECCN Descriptions have been truncated: please review Commerce Control List for Full Description



Summary of U.S. Exports to Russia Calendar Year 2020				
	CY2020	CY2019	% of Total Exports	Percentage Change from previous year
Total Exports	\$4,883,765,601	\$5,784,453,508		-15.6%
Total Subject to ITAR	\$337,993,731	\$11,516,954	6.9%	2834.7%
Subject to Other Gov. Agencies	\$18,725,262	\$21,914,947	0.4%	-14.6%
Detailed Summary of EAR-Controlled Exports				
AES License Type	Description	Value	Percentage of Total	Percentage Description
C30	Licenses	\$65,338,309	100.0%	
Total of Licensed		\$65,338,309	1.3%	total licensed/total exports
C37	CIV	\$78,103	0.1%	
C40	TMP	\$5,702,666	7.3%	
C41	RPL	\$252,636	0.3%	
C42	GOV	\$1,939,591	2.5%	
C43	GFT	\$90	0.0001%	
C44	TSU	\$844,756	1.1%	
C46	AVS	\$567,091	0.7%	
C50	ENC	\$68,366,604	87.9%	
C53	APP	\$299	0.0004%	
Total of License Exceptions		\$77,751,836	1.6%	total license exceptions/total exports
			54.3%	total license exceptions/total subject to license requirement
Total subject to license requirement (Licensed and License Exceptions)		\$143,090,145	2.9%	total subject to license requirement/total exports
C33	NLR reporting an ECCN	\$493,708,399	10.1%	NLR reporting an ECCN/total exports
C60	NLR for .y subparagraph 600-series	\$0	0.0%	NLR for .y subparagraph 600-series/total exports
C63	NLR for 0A501 .y subparagraph Firearms	\$43,080	0.001%	NLR for 0A501 .y subparagraph firearms/total exports
Total of NLR		\$493,751,479	10.1%	total NLR with an ECCN/total export
Exports not reporting an ECCN		\$3,890,204,984	79.7%	