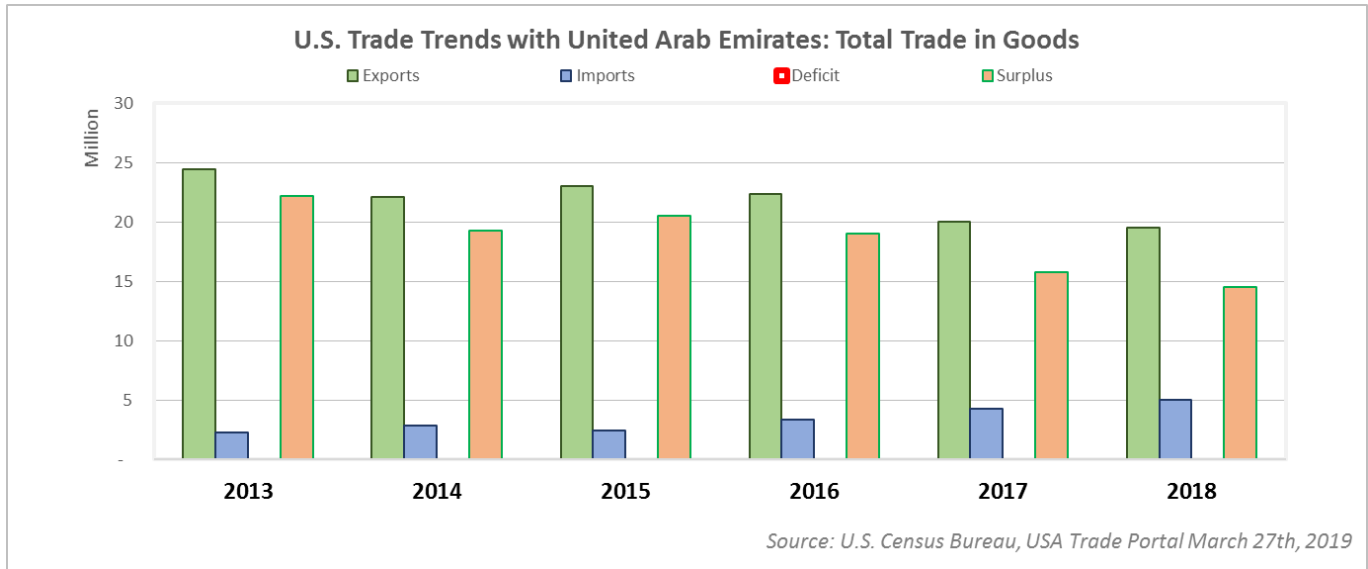




## I. Total U.S. Trade in goods with UAE

In 2018, U.S. exports to UAE totaled \$19.5 billion, a 2.4% (\$471.4 million) decrease from 2017; U.S. imports from UAE totaled \$5.0 billion, a 17.3% (\$738.6 million) increase; and the trade surplus was \$14.5 billion, a 7.7% (\$1.3 billion) decrease.



In 2018, 1.2% of total U.S. exports were shipped to UAE while 0.2% of total U.S. Imports were imported from UAE. In 2018, the level of U.S. exports to UAE is below the prior five-year average level, and the level of U.S. imports from UAE exceeded the prior five-year average level by value not adjusted for inflation. In the prior six years, the U.S. has kept a trade surplus with UAE.

Calendar Year	2013	2014	2015	2016	2017	2018	2013 - 2017 Average
<b>EXPORTS</b>	\$24.4 B	\$22.1 B	\$23 B	\$22.3 B	\$20 B	\$19.5 B	\$22.4 B
Δvalue	--	\$-2.4 B	\$885.7 M	\$-613.1 M	\$-2.4 B	\$-471.4 M	
Δpct	--	-9.6%	4.0%	-2.7%	-10.6%	-2.4%	
<b>IMPORTS</b>	\$2.2 B	\$2.8 B	\$2.4 B	\$3.3 B	\$4.2 B	\$5 B	\$3 B
Δvalue	--	\$528.3 M	\$-345.9 M	\$897.1 M	\$897.9 M	\$738.6 M	
Δpct	--	23.1%	-12.3%	36.3%	26.6%	17.3%	
<b>BALANCE</b>	\$22.1 B	\$19.2 B	\$20.5 B	\$19 B	\$15.7 B	\$14.5 B	\$19.3 B
Δvalue	--	\$-2.9 B	\$1.23 B	\$-1.6 B	\$-3.3 B	\$-1.3 B	
Δpct	--	-13.0%	6.4%	-7.4%	-17.2%	-7.7%	

Source: U.S. Census Bureau, USA Trade Portal March 27th, 2019; Value of Data in M = millions; B = billions



In 2018, of the \$19.5 billion in U.S. exports to UAE, the top commodity sectors were Transportation Equipment (33.9% of the total exports), Machinery and Mechanical Appliances (25.5%) and Stone, Glass, & Semiprecious Metals (8.0%).

In 2018, of the \$5.0 billion in U.S. imports from UAE, the top commodity sectors were Base Metals (35.4% of the total imports), Minerals (30.8%), and special items under Temporary Legislation (16.0%).

2018 U.S. Imports from United Arab Emirates by Sector \$5,007,423,938	2018 U.S. Commodity Trade With United Arab Emirates Total Value All Commodities	2018 U.S. Exports to United Arab Emirates by Sector \$19,548,340,592
1.3%	Agriculture (Chapters 01-24)	6.1%
30.8%	Minerals (Chapters 25-27)	4.8%
3.3%	Chemicals, Plastics, Leather (Chapters 28-43)	7.2%
0.3%	Wood Products (Chapters 44-49)	0.8%
1.9%	Textiles and Footwear (Chapters 50-67)	0.9%
4.9%	Stone, Glass, & Semiprecious Metals (Chapters 68-71)	8.0%
35.4%	Base metals (Chapters 72-83)	2.0%
4.7%	Machinery (Chapters 84-85)	25.5%
0.6%	Transportation (Chapters 86-89)	33.9%
0.3%	Optical, Measuring, Medical or Other Instruments (Chapters 90-92)	3.2%
0.0%	Arms & Ammunition (Chapter 93)	3.2%
0.5%	Miscellaneous Manufactured Items (Chapters 94 -96)	1.0%
0.1%	Art & Antiques (Chapter 97)	0.1%
16.0%	Special Items (Chapters 98-99** Imports only 99)	3.2%

Source: U.S. Census Bureau, USA Trade Portal March 27th, 2019

### Exports

In 2018, the U.S. exported \$633.1 million worth of Arms and Ammunition to UAE, representing 11.3% of the total U.S. exports to the World of those commodities.

### Imports

In 2018, the U.S. imported \$1.8 billion worth of Base Metals, representing 1.3% of the total U.S. imports of those commodities.



## II. U.S. Exports to UAE subject to U.S. Government Filing Requirements

In 2018, of the \$19.5 billion in U.S. exports to UAE:

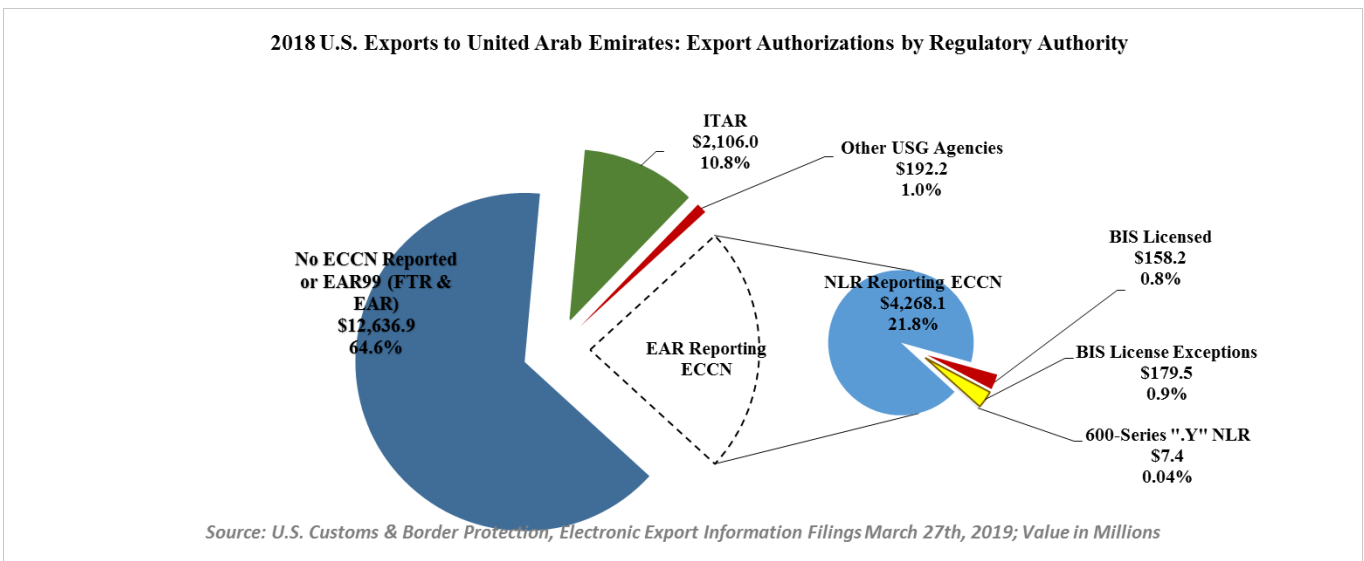
- 1.7% were subject to a BIS license requirement;
  - 0.8% were exported under a BIS license; Worldwide, 0.4% were exported under a BIS license.
  - 0.9% were exported under a BIS license exception; Worldwide, 1.2% were exported under a BIS license exception;
- 21.8% were exported under No License Required with an ECCN; Worldwide, 12.1% were exported under No License Required with an ECCN.
- 0.04% were exported under NLR for .y 600-series items; Worldwide, 0.02% was exported under NLR for .y 600-series items.

Trends in U.S. Exports to United Arab Emirates by Regulatory Authority			
	2016	2017	2018
<b>Department of State</b>	<b>\$2,970.2</b>	<b>\$2,289.2</b>	<b>\$2,106.0</b>
<b>Other USG Agencies</b>	<b>\$260.3</b>	<b>\$393.3</b>	<b>\$192.2</b>
<b>Department of Commerce</b>	<b>\$19,157.5</b>	<b>\$17,337.2</b>	<b>\$17,250.1</b>
BIS Licensed	\$199.9	\$160.8	\$158.2
BIS License Exceptions	\$162.2	\$194.0	\$179.5
NLR reporting an ECCN	\$6,676.2	\$5,351.9	\$4,268.1
NLR reporting EAR99	\$4,791.6	\$4,818.1	\$6,441.7
NLR not reporting an ECCN	\$7,318.4	\$6,804.3	\$6,195.2
600-Series ".Y" Paragraph NLR	\$9.3	\$8.0	\$7.4

Value in Millions; Source: U.S. Customs & Border Protection, Electronic Export Information Filings March 27th, 2019

Reasons for Control	Chemical and Biological Weapons			Nuclear Nonproliferation		National Security		Missile Tech	Regional Stability		Firearms Convention	Crime Control			Anti-Terrorism	
	CB:1	CB:2	CB:3	NP:1	NP:2	NS:1	NS:2	MT:1	RS:1	RS:2	FC:1	CC:1	CC:2	CC:3	AT:1	AT:2
<b>United Arab Emirates</b>	X	X	X	X		X	X	X	X	X		X		X		

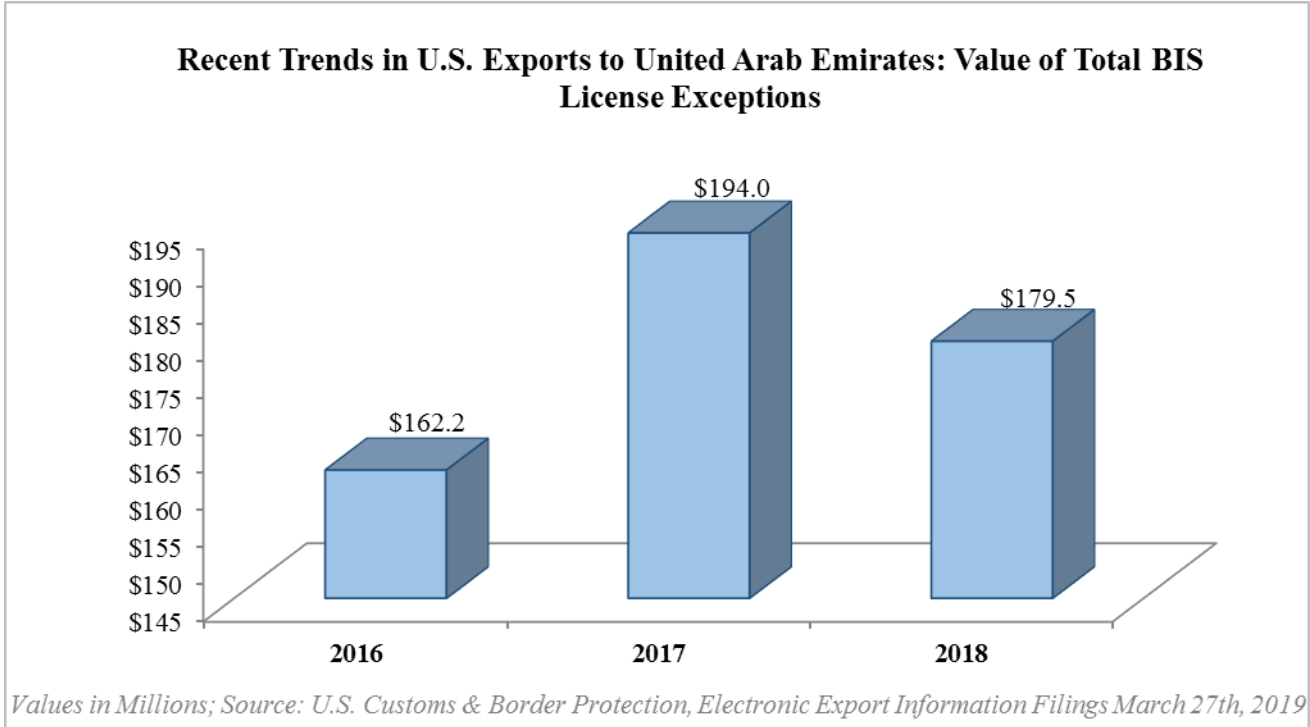
CFR 15 Part 738 Supplement 1



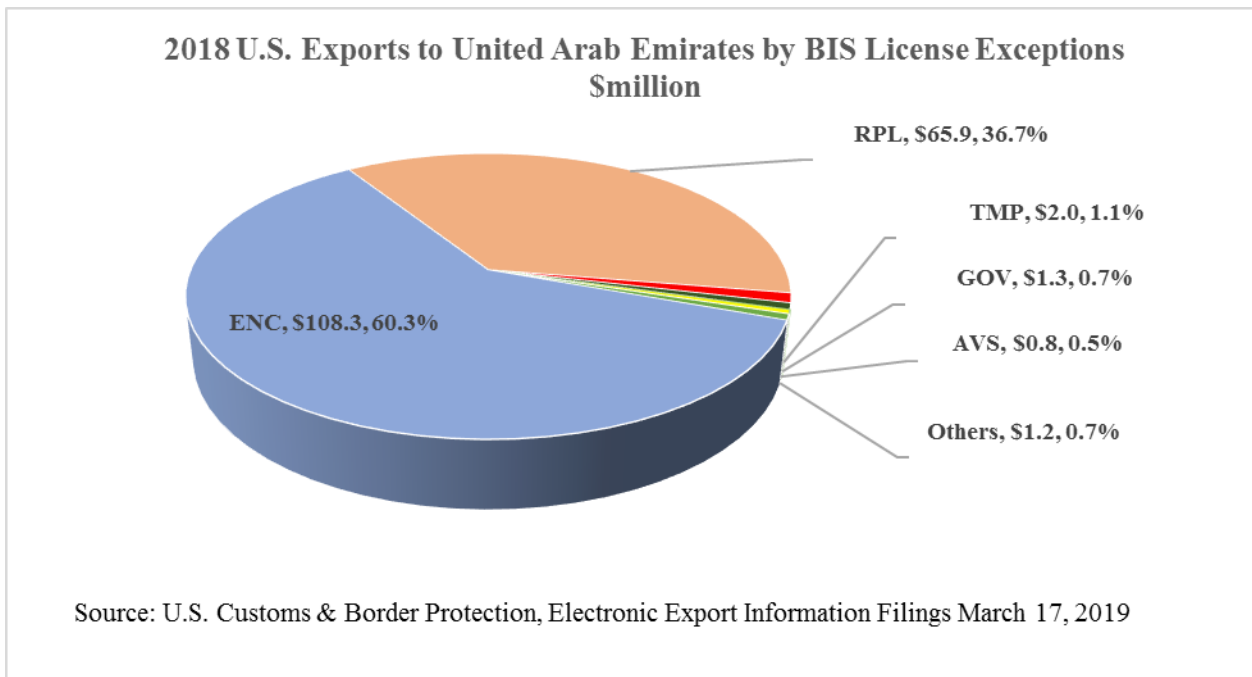


# U.S. Exports to United Arab Emirates

In 2018, U.S. exports to UAE shipped under a BIS license exception totaled \$179.5 million, a 7.5% (\$14.5 million) decrease from 2017.

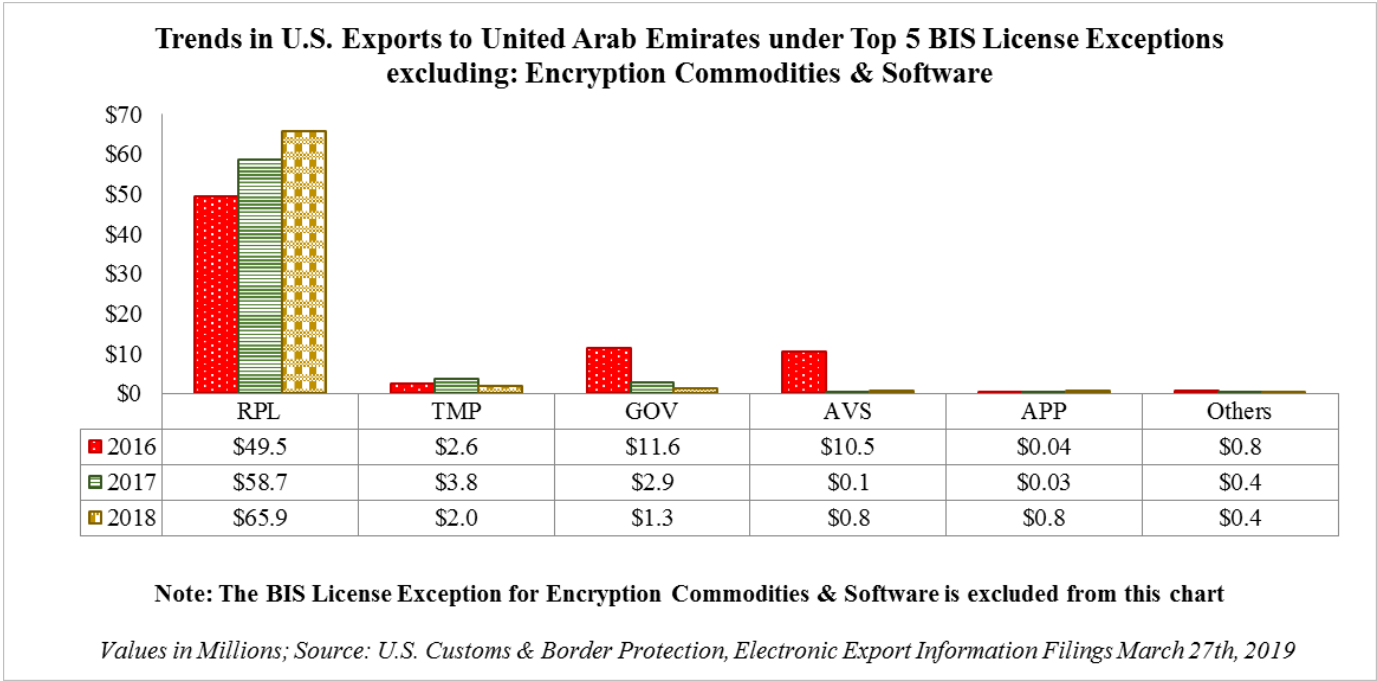
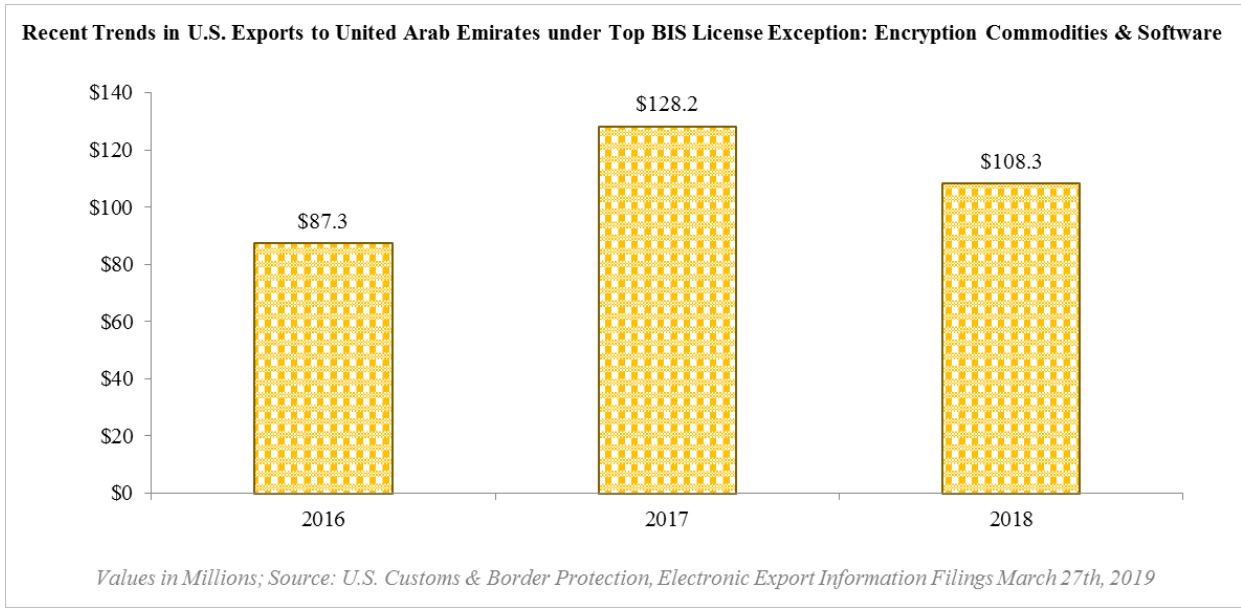


The top license exception Encryption commodities, Software and Technology (ENC) totaled \$108.3 million (60.3% of all license exceptions), followed by Servicing and Replacement of Parts & Equipment totaled \$65.9 (36.7%).





# U.S. Exports to United Arab Emirates





Top Ten ECCNs by Value to UAE		
<b>LICENSED</b>	#1	3A611 Military Electronics
	#2	9A610 Military Aircraft and Related Commodities
	#3	9B610 Test, Inspection, and Production Equip. and Related Commodities Specia...
	#4	5A002 Systems/Equip./Integrated Circuits for Info Sec
	#5	9A619 Military Gas Turbine Engines and Related Commodities
	#6	2B001 Machine tools/Numerical Control Units
	#7	1A004 Protective and Detection Equip.
	#8	1A613 Armored and Protective Equip., Constructions, and Components
	#9	9A991 Aircraft N.E.S. and Gas Turbine Engines not Controlled by 9A001 or 9A101 ...
	#10	7B611 Test/Inspe/Produ/Commodities, for Military Fire Control, Laser, Imaging

Source: U.S. Customs & Border Protection, Electronic Export Information Filings March 27th, 2019

Top Ten ECCNs by Value to UAE		
<b>EXCEPTIONS</b>	#1	5A002 Systems/Equip./Integrated Circuits for Info Sec
	#2	9A610 Military Aircraft and Related Commodities
	#3	7A103 Instrumentation, Navigation Equip./Systems Not
	#4	3A611 Military Electronics
	#5	9A619 Military Gas Turbine Engines and Related Commodities
	#6	0A614 Military Training Equipment
	#7	7A611 Navigation and Avionics equipment and systems, and "parts,"
	#8	9A991 Aircraft N.E.S. and Gas Turbine Engines not Controlled by 9A001 or 9A101 ...
	#9	5A991 Telecommunication Equip. Not Controlled by 5A001
	#10	EAR99 Items subject to the EAR that are not elsewhere controlled

Source: U.S. Customs & Border Protection, Electronic Export Information Filings March 27th, 2019

\*Note: No ECCN is Required for License Exception TMP per EAR 758.1(g)(2)

Top Ten ECCNs by Value to UAE		
<b>NLR with ECCN</b>	#1	9A991 Aircraft N.E.S. and Gas Turbine Engines not Controlled by 9A001 or 9A101 ...
	#2	5A992 Equipment not controlled by 5A002
	#3	2A291 Equip. related to Nuclear Material Handling and Processing...
	#4	7A994 Other Navigation Direction Finding Equip. ... Not Controlled under 7A003
	#5	5A991 Telecommunication Equip. Not Controlled by 5A001
	#6	2B999 Specific Processing Equip., N.E.S.
	#7	4A994 Computers Not Controlled By 4A001 or 4A003
	#8	8A992 Vessels, Marine Systems or Equip. not Controlled by 8A001 or 8A002...
	#9	1B999 Specific Processing Equip., N.E.S., as Follows (See List of Items Cont...
	#10	1C355 Chemical Weapons Convention (Cwc) Schedule 2 and 3 Chemicals and Famil...

Source: U.S. Customs & Border Protection, Electronic Export Information Filings March 27th, 2019

NOTE: ECCN Descriptions have been truncated; please review Commerce Control List for Full Description



Top Ten ECCNs by Count to UAE		
<b>LICENSED</b>	#1	9A610 Military Aircraft and Related Commodities
	#2	9B610 Test, Inspection, and Production Equip. and Related Commodities Specia...
	#3	5A002 Systems/Equip./Integrated Circuits for Info Sec
	#4	3A611 Military Electronics
	#5	0A606 Ground Vehicles and Related Commodities
	#6	9A619 Military Gas Turbine Engines and Related Commodities
	#7	9A991 Aircraft N.E.S. and Gas Turbine Engines not Controlled by 9A001 or 9A101 ...
	#8	0A987 Optical Sighting Devices for Firearms
	#9	EAR99 Items subject to the EAR that are not elsewhere controlled
	#10	2B350 Chemical Manufacturing Facilities and Equip.

Source: U.S. Customs & Border Protection, Electronic Export Information Filings March 27th, 2019

Top Ten ECCNs by Count to UAE		
<b>EXCEPTIONS</b>	#1	5A002 Systems/Equip./Integrated Circuits for Info Sec
	#2	9A610 Military Aircraft and Related Commodities
	#3	9A619 Military Gas Turbine Engines and Related Commodities
	#4	EAR99 Items subject to the EAR that are not elsewhere controlled
	#5	3A611 Military Electronics
	#6	9A991 Aircraft N.E.S. and Gas Turbine Engines not Controlled by 9A001 or 9A101 ...
	#7	7A611 Navigation and Avionics equipment and systems, and "parts,"
	#8	5D002 "Software" as follows (see List of Items Controlled)
	#9	No ECCN No ECCN is required for License Exceptions TMP*
	#10	0A614 Military Training Equipment

Source: U.S. Customs & Border Protection, Electronic Export Information Filings March 27th, 2019

Top Ten ECCNs by Count to UAE		
<b>NLR with ECCN</b>	#1	9A991 Aircraft N.E.S. and Gas Turbine Engines not Controlled by 9A001 or 9A101 ...
	#2	5A992 Equipment not controlled by 5A002
	#3	5A991 Telecommunication Equip. Not Controlled by 5A001
	#4	7A994 Other Navigation Direction Finding Equip. ... Not Controlled under 7A003
	#5	4A994 Computers Not Controlled By 4A001 or 4A003
	#6	2B999 Specific Processing Equip., N.E.S.
	#7	1A995 Protective and Detection Equip.
	#8	8A992 Vessels, Marine Systems or Equip. not Controlled by 8A001 or 8A002...
	#9	3A999 Specific Processing Equip., N.E.S.
	#10	1C992 Commercial Charges and Devices Containing Energetic Materials ...

Source: U.S. Customs & Border Protection, Electronic Export Information Filings March 27th, 2019

**NOTE: ECCN Descriptions have been truncated; please review Commerce Control List for Full Description**

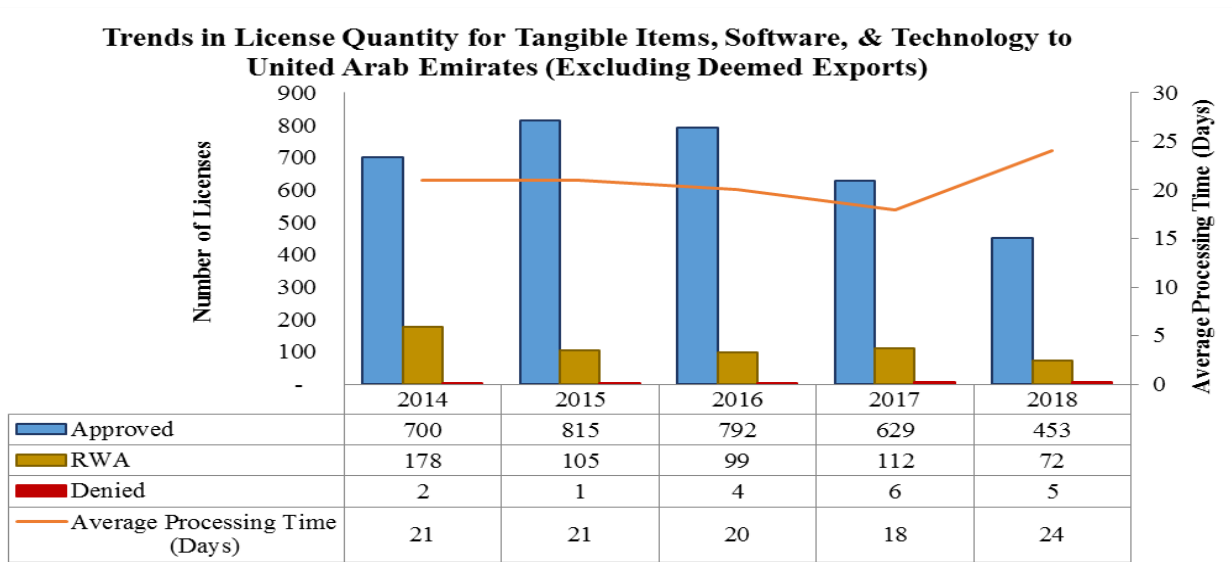


### III. BIS Licensing to UAE

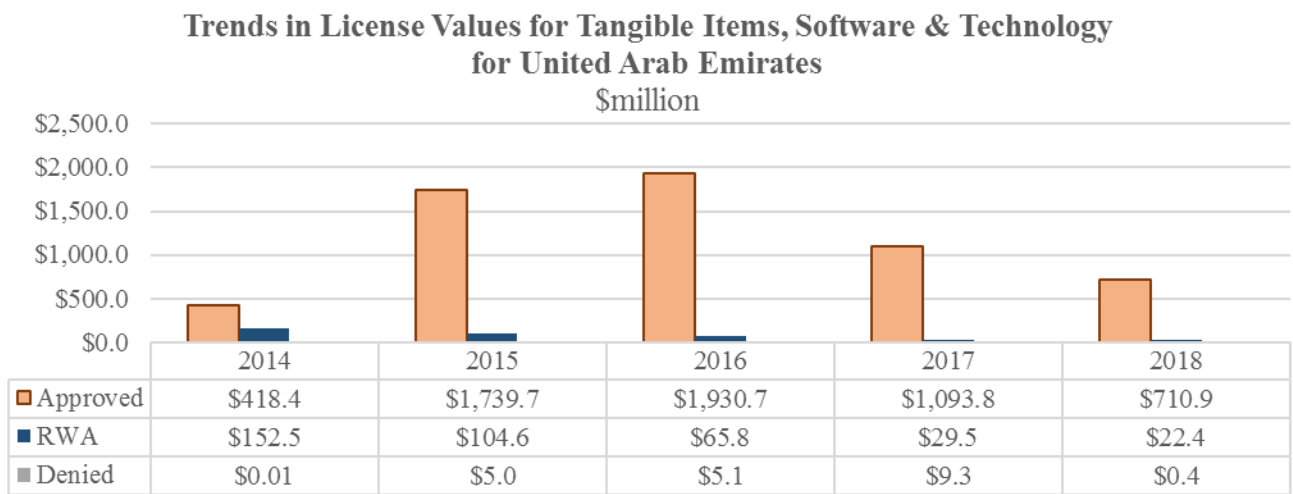
In 2018, BIS reviewed 530 export/re-export applications (not including deemed export applications) valued at \$733.8 million for UAE, out of a total of 33,844 applications worldwide valued at \$81.3 billion.

– Approved applications for UAE totaled 453 (85.3% of the total applications) for \$711.0 million, compared to the 29,032 (85.8%) approved applications for all destinations valued at \$64.3 billion.

In 2018, BIS reviewed one application from UAE national, out of 1,077 applications worldwide for deemed exports. The decision was RWA.



Source: Commerce U.S. Exporter's Support System; March 27th, 2019



Source: Commerce U.S. Exporter Support System, May 1, 2019