



## I. Total U.S. Trade in Goods with Taiwan

In 2017, U.S. exports of goods to Taiwan totaled \$25.7 billion, a 1.1% (\$283.0 million) decrease from 2016; U.S. imports of goods from Taiwan totaled \$42.5 billion, an 8.3% (\$3.2 billion) increase; and the trade deficit was \$16.7 billion, a 26.7% (\$3.5 billion) increase.



In 2017, 1.7% of total U.S. exports to the world were exported to Taiwan while 1.8% of total U.S. Imports from the world were imported from Taiwan. In 2017, U.S. exports to Taiwan are close to the preceding five-year average; the level of US imports from Taiwan is above the preceding five-year average level by value not adjusted for inflation; and the US trade deficit with Taiwan is greater than the prior five-year average.

	2012	2013	2014	2015	2016	2017	2012-2016 Average
EXPORTS	\$24,337.1	\$25,522.8	\$26,675.1	\$25,823.2	\$26,037.3	\$25,754.4	\$25,679.1
Δvalue	--	\$1,185.7	\$1,152.3	-\$851.9	\$214.2	-\$283.0	
Δpct	--	4.9%	4.5%	-3.2%	0.8%	-1.1%	
IMPORTS	\$38,860.6	\$37,938.8	\$40,839.5	\$40,904.8	\$39,248.2	\$42,491.7	\$39,558.4
Δvalue	--	-\$921.8	\$2,900.7	\$65.3	-\$1,656.7	\$3,243.5	
Δpct	--	-2.4%	7.6%	0.2%	-4.1%	8.3%	
BALANCE	(\$14,523.5)	(\$12,416.0)	(\$14,164.4)	(\$15,081.7)	(\$13,210.8)	(\$16,737.3)	(\$13,879.3)
Δvalue	--	\$2,107.5	(\$1,748.4)	(\$917.2)	\$1,870.9	(\$3,526.5)	
Δpct	--	-14.5%	14.1%	6.5%	-12.4%	26.7%	

Values in Millions of U.S. Dollars. Source: U.S. Census Bureau USATrade Portal February 9, 2018



In 2017, of the \$25.8 billion in U.S. exports to Taiwan, the top commodity sectors were Machinery and Mechanical Appliances (38.4%) with a value of \$10.0 billion; Chemicals, Plastics, Leather products (15.2%), and Transportation Equipment (12.9%).

In 2017, of the \$42.5 billion in U.S. imports from Taiwan, the top commodity sectors were Machinery and Mechanical Appliances (52.4%) with a value of \$22.3 billion; Base Metals (13.2%), and Chemicals, Plastics, Leather product (9.7%).

In 2017, the U.S. imported 45.6 billion worth of Base Metals, representing 4.4% of the total U.S. imports from the world for the sectors.

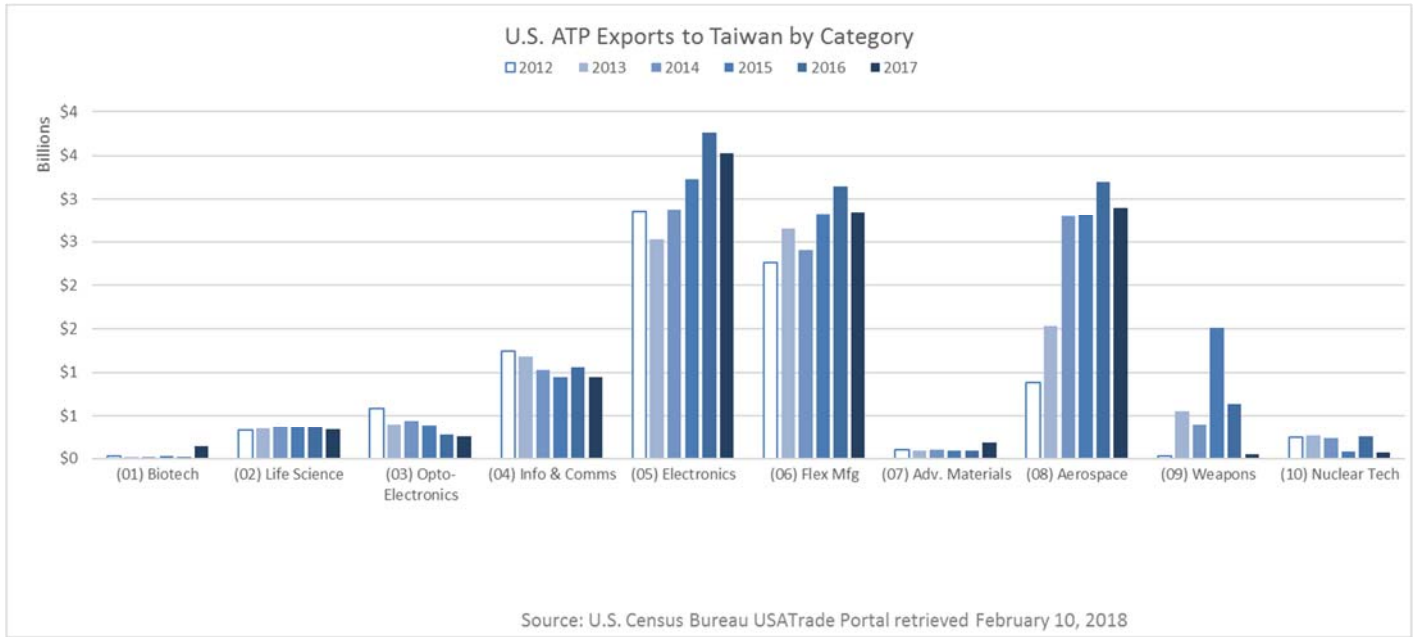
Imports from Taiwan by Sector	Taiwan Commodity Trade 2017	US exports to Taiwan by Sector
\$42,491,681,260	Total Value All Commodities	\$25,754,351,092
1.4%	Agriculture (Chapters 01-24)	12.3%
0.4%	Minerals (Chapters 25-27)	3.0%
9.7%	Chemicals, Plastics, Leather (Chapters 28-43)	15.2%
0.6%	Wood Products (Chapters 44-49)	1.6%
2.3%	Textiles and Footwear (Chapters 50-67)	0.9%
0.8%	Stone, Glass, & Semiprecious Metals (Chapters 68-71)	2.1%
13.2%	Base metals (Chapters 72-83)	3.7%
52.4%	Machinery (Chapters 84-85)	38.4%
6.7%	Transportation (Chapters 86-89)	12.9%
3.2%	Optical, Measuring, Medical or Other Instruments (Chapters 90-92)	7.0%
0.2%	Arms & Ammunition (Chapter 93)	0.3%
5.3%	Miscellaneous Manufactured Items (Chapters 94 -96)	0.3%
0.0%	Art & Antiques (Chapter 97)	0.1%
3.8%	Special Items (Chapters 98-99** Imports only 99)	2.1%

Source: U.S. Census Bureau USATrade Portal retrieved February 10, 2018

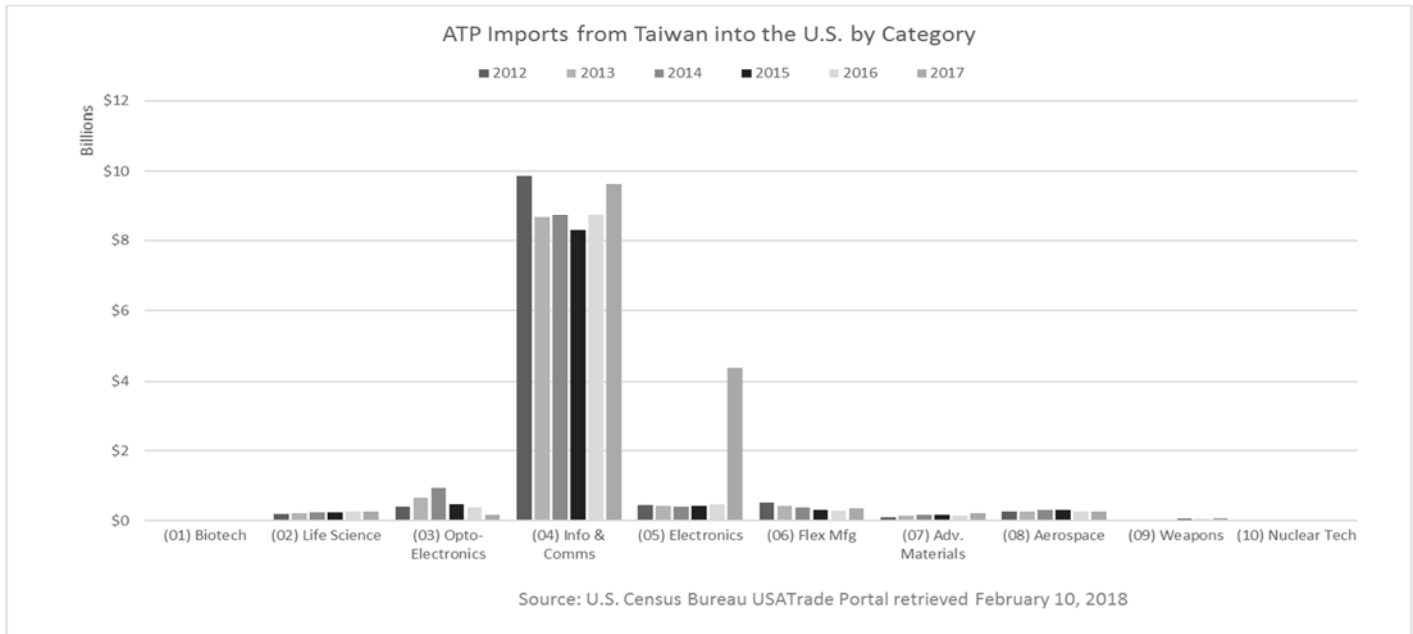


# Office of Technology Evaluation U.S. Advanced Technology Trade with Taiwan

In 2017, 3.3% of the total U.S. ATP<sup>1</sup> exports were exported to Taiwan.



In 2017, 3.2% of the total U.S. ATP imports were imported from Taiwan.



<sup>1</sup> Advanced Technology Products (ATP): About 500 of some 22,000 commodity classification codes contain products from a recognized high technology category (e.g. Biotechnology).



## II. Exports to Taiwan subject to US Government Filing Requirements

In 2017, of the \$25.8 billion in U.S. exports to Taiwan:

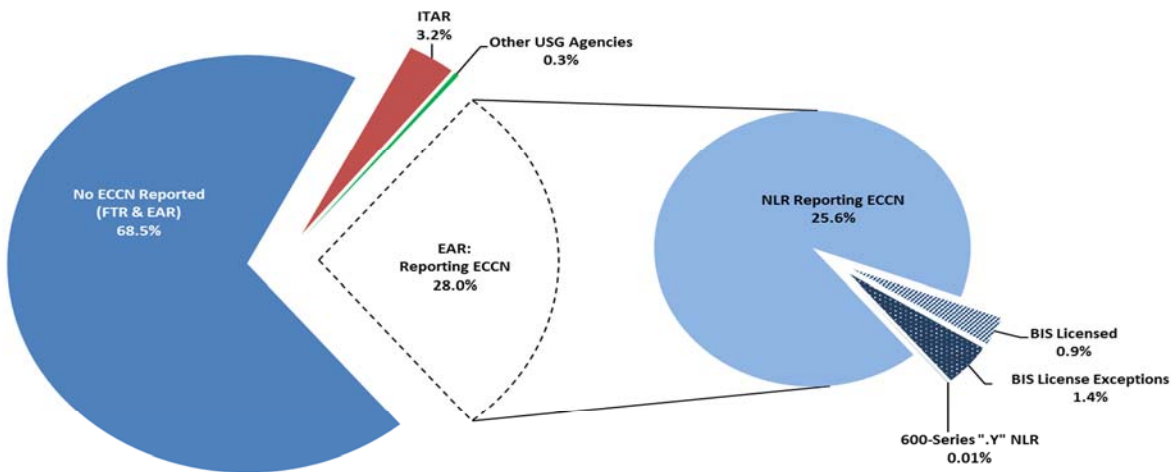
- 2.3% were subject to a BIS license requirement
  - 0.9% were exported under a BIS license;
  - 1.4% were exported under a BIS license exception
- 25.6% were exported under No License Required with an ECCN and .y 600-series

		Taiwan		
		2015	2016	2017
	<b>Department of State</b>	\$2,480.3	\$1,463.0	\$833.5
	<b>Other USG Agencies</b>	\$167.1	\$261.0	\$81.1
	<b>Department of Commerce</b>	\$23,177.4	\$24,313.4	\$24,839.7
	BIS Licensed	\$263.8	\$215.4	\$237.3
	BIS License Exceptions	\$1,222.0	\$782.5	\$357.1
	NLR reporting an ECCN	\$5,175.9	\$6,647.5	\$6,601.7
	NLR not reporting an ECCN	\$16,511.7	\$16,660.7	\$17,641.3
	600-Series ".Y" Paragraph NLR	\$4.1	\$7.3	\$2.3

Values in Millions of U.S. Dollars. Source: Automated Export System Friday, February 09, 2018

Reasons for Control	Chemical and Biological Weapons			Nuclear Nonproliferation		National Security		Missile Tech	Regional Stability		Firearms Convention	Crime Control			Anti-Terrorism	
	CB:1	CB:2	CB:3	NP:1	NP:2	NS:1	NS:2	MT:1	RS:1	RS:2	FC:1	CC:1	CC:2	CC:3	AT:1	AT:2
Taiwan	X	X	X	X		X	X	X	X	X		X		X		

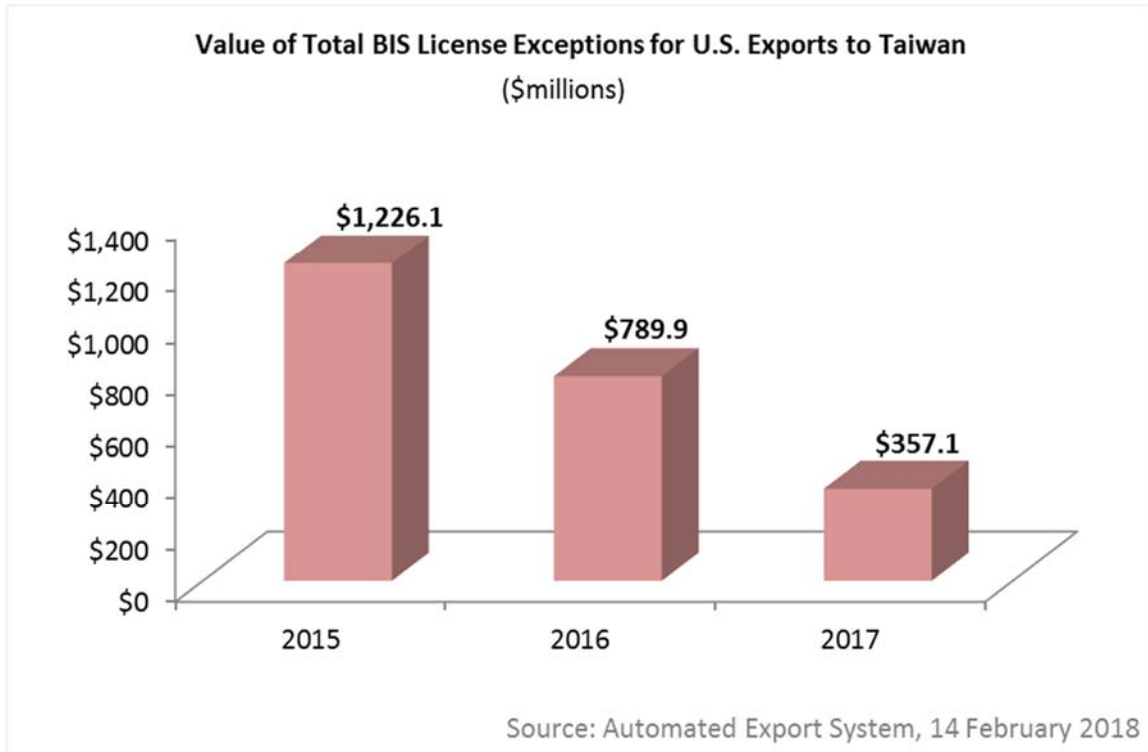
Primary Jurisdiction of U.S. Exports to Taiwan in 2017



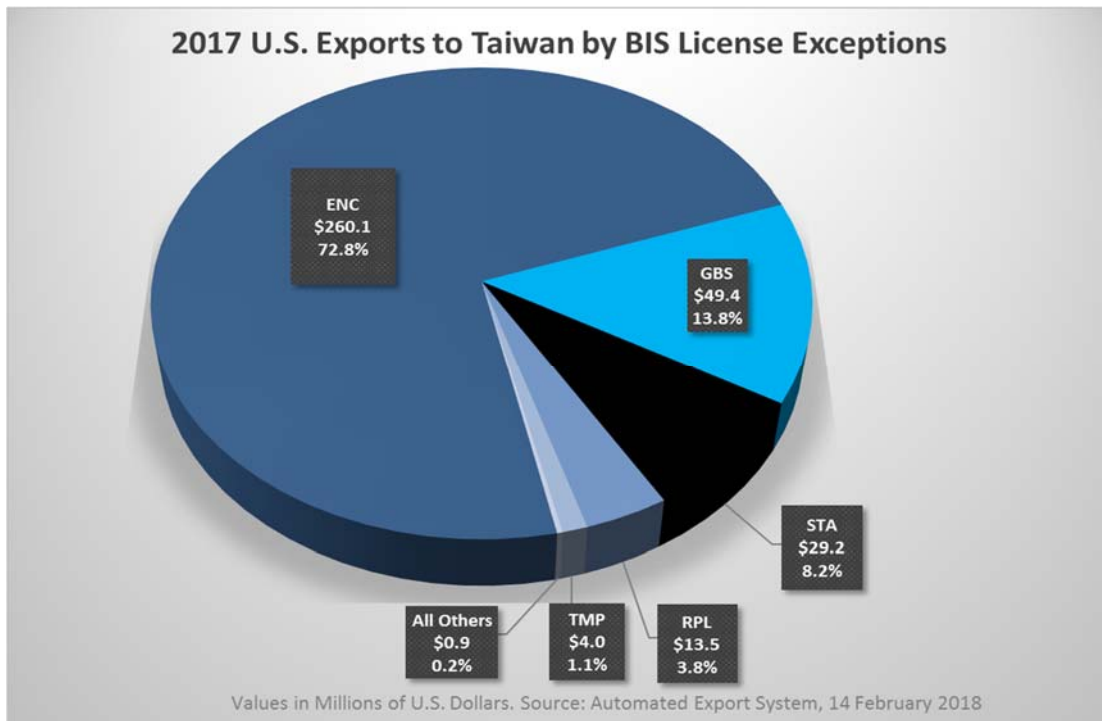
Source: Automated Export System February 14 2018

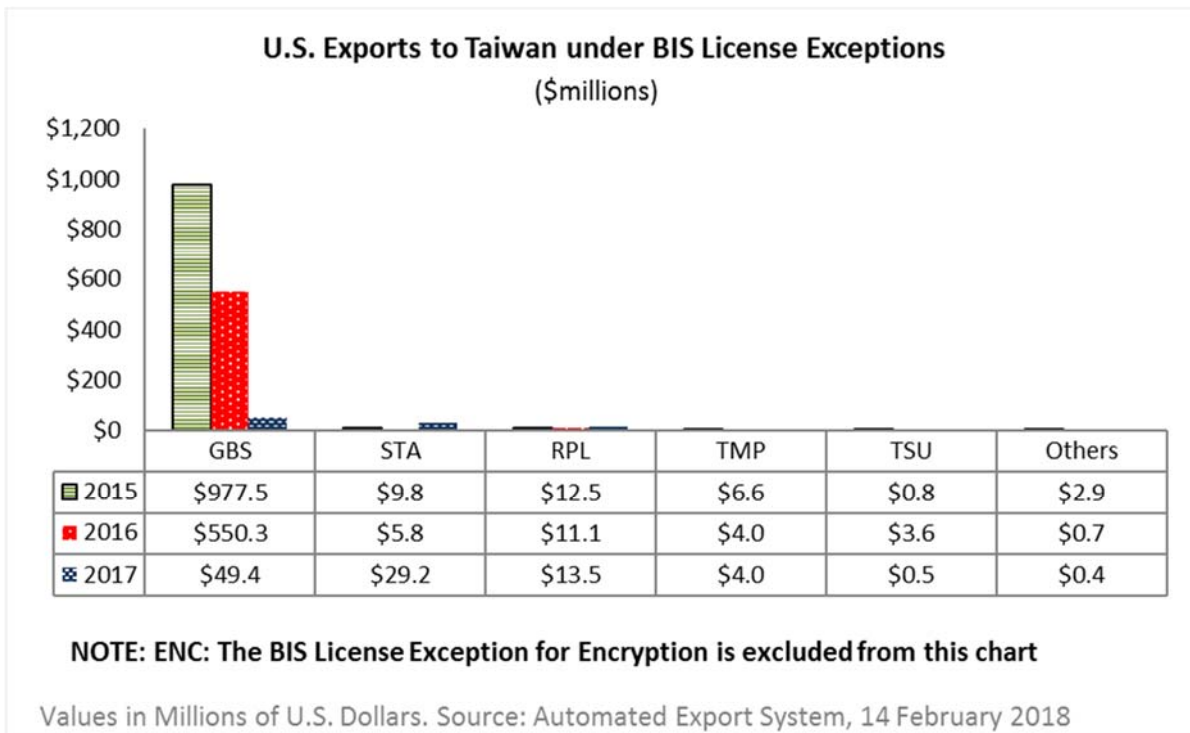
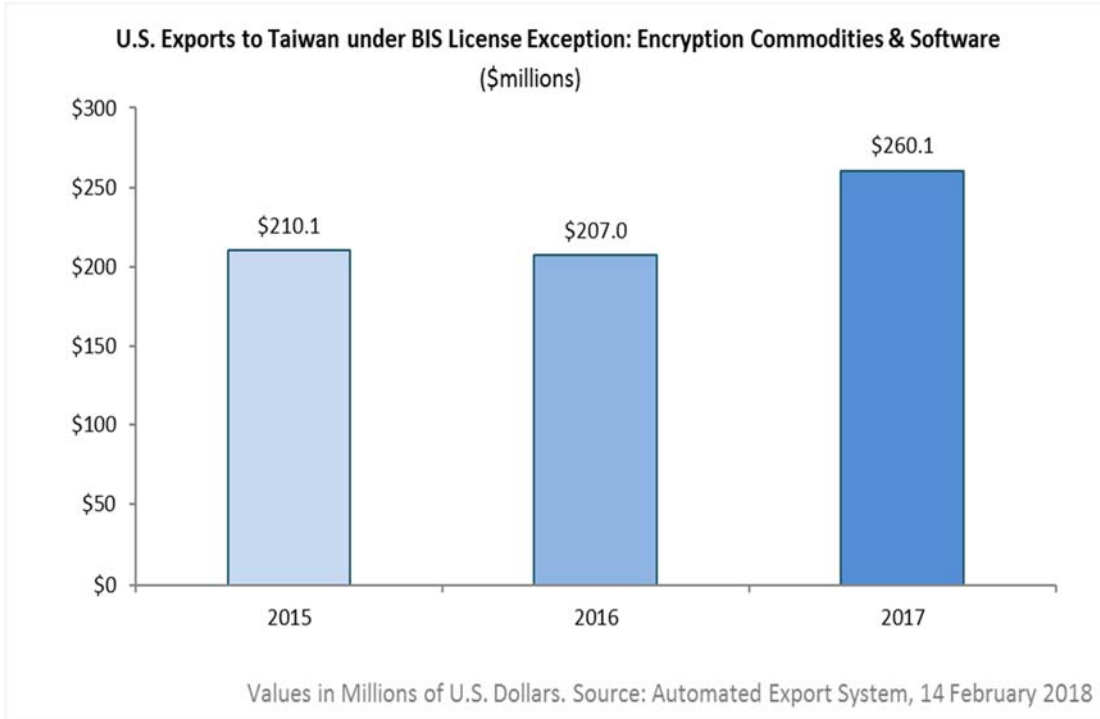


In 2017, U.S. exports to Taiwan shipped under a BIS license exception totaled \$357.1 million, a 55.2% (\$436.2 million) decrease from 2016.



In 2017, the top license exception Encryption commodities, Software and Technology (ENC) totaled \$260.1 (72.8% of all license exceptions).







Top Ten ECCNs by Value to Taiwan			
<b>LICENSED</b>	#1	9A619	Military Gas Turbine Engines and Related Commodities
	#2	9A610	Military Aircraft and Related Commodities
	#3	3B001	Epitaxial Equip. for Semiconductors
	#4	3A611	Military Electronics
	#5	3C004	Hydrides of Phosphorus, Arsenic, Or Antimony
	#6	2B350	Chemical Manufacturing Facilities and Equip.
	#7	2B230	Pressure Transducers
	#8	3A233	Mass Spectrometers
	#9	EAR99	Items subject to the EAR that are not elsewhere controlled
	#10	3C002	Resist Materials

Source: Automated Export System, March 15, 2018

Top Ten ECCNs by Value to Taiwan			
<b>EXCEPTIONS</b>	#1	5A002	Systems/Equip./Integrated Circuits for Info Sec
	#2	3A001	Electronic Devices/Components
	#3	3C001	Hetero-Epitaxial Materials
	#4	3B001	Epitaxial Equip. for Semiconductors
	#5	1C006	Fluids and Lubricating Materials
	#6	9A610	Military Aircraft and Related Commodities
	#7	5B002	Test/Inspection/Production Equip for Information S
	#8	9A619	Military Gas Turbine Engines and Related Commodities
	#9	3C006	"Substrates" Specified In 3C005 with At Least one Epitaxial Layer of S...
	#10	3A002	General Purpose Electronic Equip.

Source: Automated Export System, March 15, 2018

Top Ten ECCNs by Value to Taiwan			
<b>NLR with ECCN</b>	#1	3B991	Other Mfg/Test Equip. Not Controlled By 3B
	#2	9A991	Aircraft and Certain Gas Turbine Engines N.E.S.
	#3	3B992	Equip. for the Inspection/Testing of Components
	#4	3A991	Electronic Devices and Components
	#5	5A991	Transmission Items Not W/I Parameters In 5A001
	#6	5A992	Information Security Equip.
	#7	4A994	Items Not Controlled By 4A001/4A002/4A003
	#8	7A994	Other "Software" as Follows (See List of Items Controlled).
	#9	3A992	General Purpose Electronic Equip.
	#10	2B999	Specific Processing Equip., N.E.S.

Source: Automated Export System, March 15, 2018



Top Ten ECCNs to Taiwan by Shipment Count			
<b>LICENSED</b>	#1	2B230	Pressure Transducers
	#2	9A610	Military Aircraft and Related Commodities
	#3	2B350	Chemical Manufacturing Facilities and Equip.
	#4	9A619	Military Gas Turbine Engines and Related Commodities
	#5	1C350	Chemicals, Precursors for toxic Chemical Agents
	#6	3A611	Military Electronics
	#7	3B001	Epitaxial Equip. for Semiconductors
	#8	3C004	Hydrides of Phosphorus, Arsenic, Or Antimony
	#9	5A002	Systems/Equip./Integrated Circuits for Info Sec
	#10	3A001	Electronic Devices/Components

Source: Automated Export System, March 15, 2018

Top Ten ECCNs to Taiwan by Shipment Count			
<b>EXCEPTIONS</b>	#1	5A002	Systems/Equip./Integrated Circuits for Info Sec
	#2	3A001	Electronic Devices/Components
	#3	3C001	Hetero-Epitaxial Materials
	#4	3B001	Epitaxial Equip. for Semiconductors
	#5	9A610	Military Aircraft and Related Commodities
	#6	9A619	Military Gas Turbine Engines and Related Commodities
	#7	1C006	Fluids and Lubricating Materials
	#8	EAR99	Items subject to the EAR that are not elsewhere controlled
	#9	5D002	Software for Information Security
	#10	(blank)	No ECCN Reported for TMP
	*Note:	No ECCN is required for license exception TMP as per EAR 758.1(g)(2)	

Source: Automated Export System, March 15, 2018

Top Ten ECCNs to Taiwan by Shipment Count			
<b>NLR with ECCN</b>	#1	3B991	Other Mfg/Test Equip. Not Controlled By 3B
	#2	9A991	Aircraft and Certain Gas Turbine Engines N.E.S.
	#3	5A991	Transmission Items Not W/I Parameters In 5A001
	#4	5A992	Information Security Equip.
	#5	3A991	Electronic Devices and Components
	#6	3B992	Equip. for the Inspection/Testing of Components
	#7	4A994	Items Not Controlled By 4A001/4A002/4A003
	#8	2B999	Specific Processing Equip., N.E.S.
	#9	3A992	General Purpose Electronic Equip.
	#10	7A994	Other "Software" as Follows (See List of Items Controlled).

Source: Automated Export System, March 15, 2018





### III. BIS Licensing to Taiwan

In 2017, BIS reviewed 1,131 export/re-export applications (not including deemed export applications) valued at \$3.5 billion for Taiwan, out of 34,926 applications worldwide valued at \$570.8 billion.

- Approved applications for Taiwan totaled 1,018 (90.0% of the total applications) for \$3.5 billion, compared to the 29,655 (84.9%) approved applications for all destinations that totaled \$318.1 billion.
- Approved Deemed Export applications for Taiwan totaled 2, compared to 1,406 worldwide.

