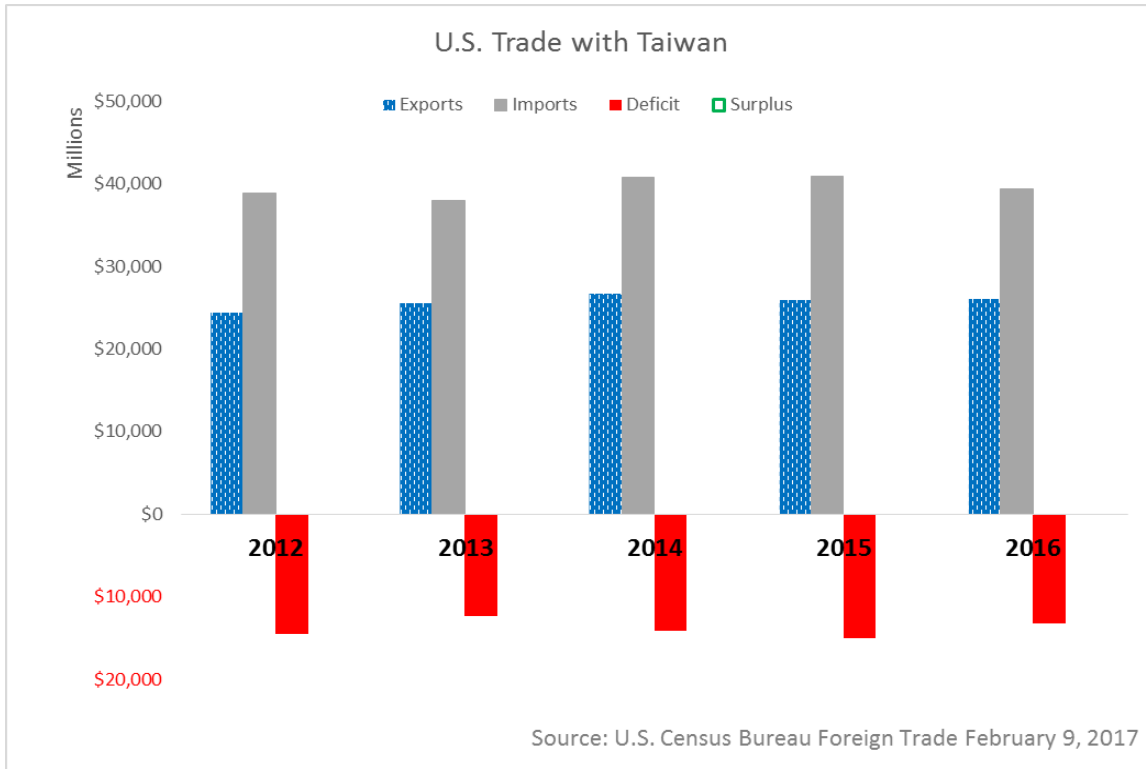




**I. Total U.S. Trade with Taiwan**

In 2016, U.S. exports to Taiwan totaled \$26.0 billion, a 0.7% (\$185 million) increase from 2015; U.S. imports from Taiwan totaled \$39.3 billion, a 3.9% (\$1.6 billion) decrease; and the trade deficit was \$13.3 billion, an 11.8% (\$1.8 billion) decrease.



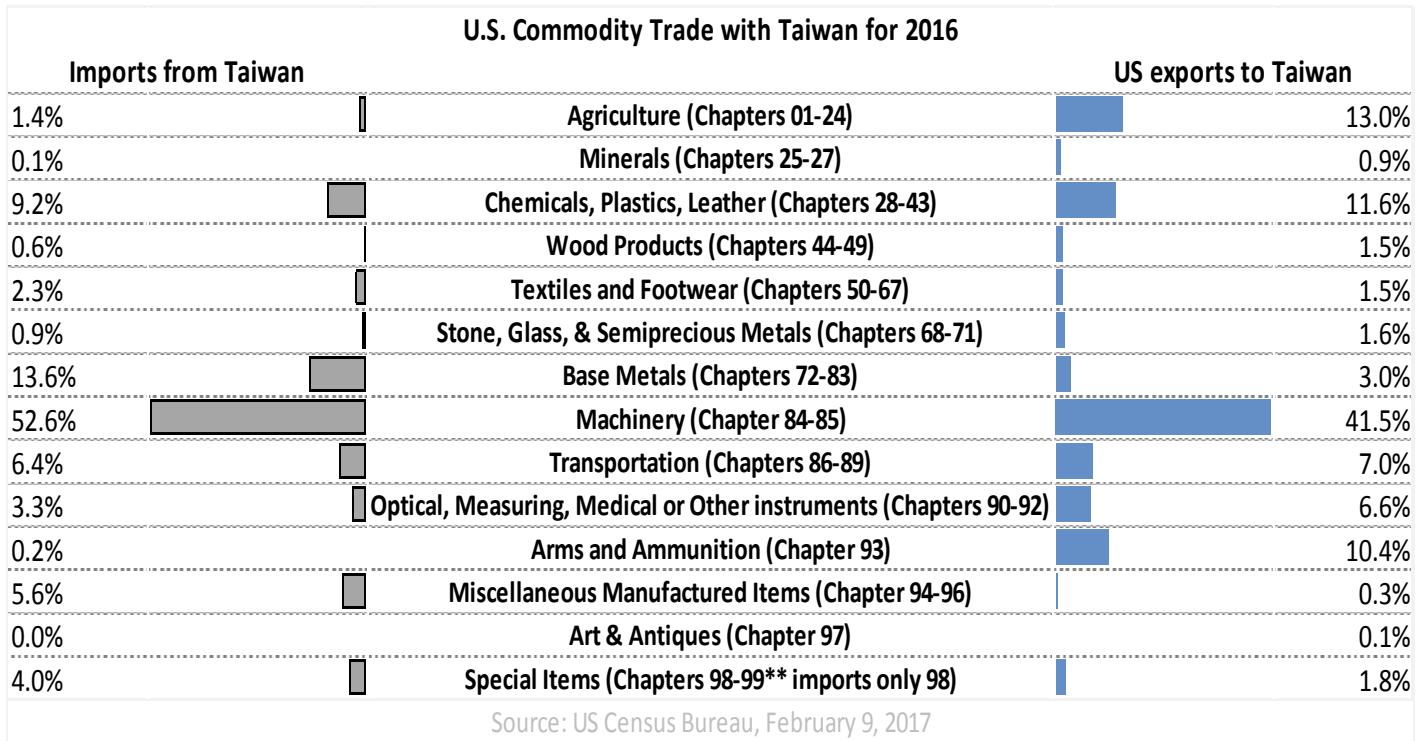
	2012	2013	2014	2015	2016	Five-year Average
<b>EXPORTS</b>	<b>\$24,337.1</b>	<b>\$25,522.8</b>	<b>\$26,667.4</b>	<b>\$25,860.1</b>	<b>\$26,045.1</b>	
Δvalue	-\$1,595.4	\$1,185.7	\$1,144.6	-\$807.3	\$185.0	<b>\$25,596.8</b>
Δpct	-6.2%	4.9%	4.5%	-3.0%	0.7%	
<b>IMPORTS</b>	<b>\$38,860.6</b>	<b>\$37,938.8</b>	<b>\$40,839.4</b>	<b>\$40,907.6</b>	<b>\$39,312.8</b>	
Δvalue	-\$2,544.6	-\$921.8	\$2,900.6	\$68.2	-\$1,594.8	<b>\$39,636.6</b>
Δpct	-8.4%	-2.4%	7.6%	0.2%	-3.9%	
<b>BALANCE</b>	<b>(\$14,523.5)</b>	<b>(\$12,416.0)</b>	<b>(\$14,172.0)</b>	<b>(\$15,047.5)</b>	<b>(\$13,267.7)</b>	
Δvalue	(\$1,871.0)	\$2,107.5	(\$1,756.0)	(\$875.5)	\$1,779.8	<b>(\$14,039.8)</b>
Δpct	-12.1%	-14.5%	14.1%	6.2%	-11.8%	

Values in Millions of U.S. Dollars. Source: U.S. Census Bureau Foreign Trade February 9, 2017



Of the \$26.0 billion in U.S. exports to Taiwan in 2016, the top commodity sectors were machinery and mechanical appliances (41.5%), agriculture (13.0%) and chemicals, plastics, and leather (11.6%).

Of the \$39.3 billion in U.S. imports from Taiwan in 2016, the top commodity sectors were machinery and mechanical appliances (52.6%) and base metals (13.6%).





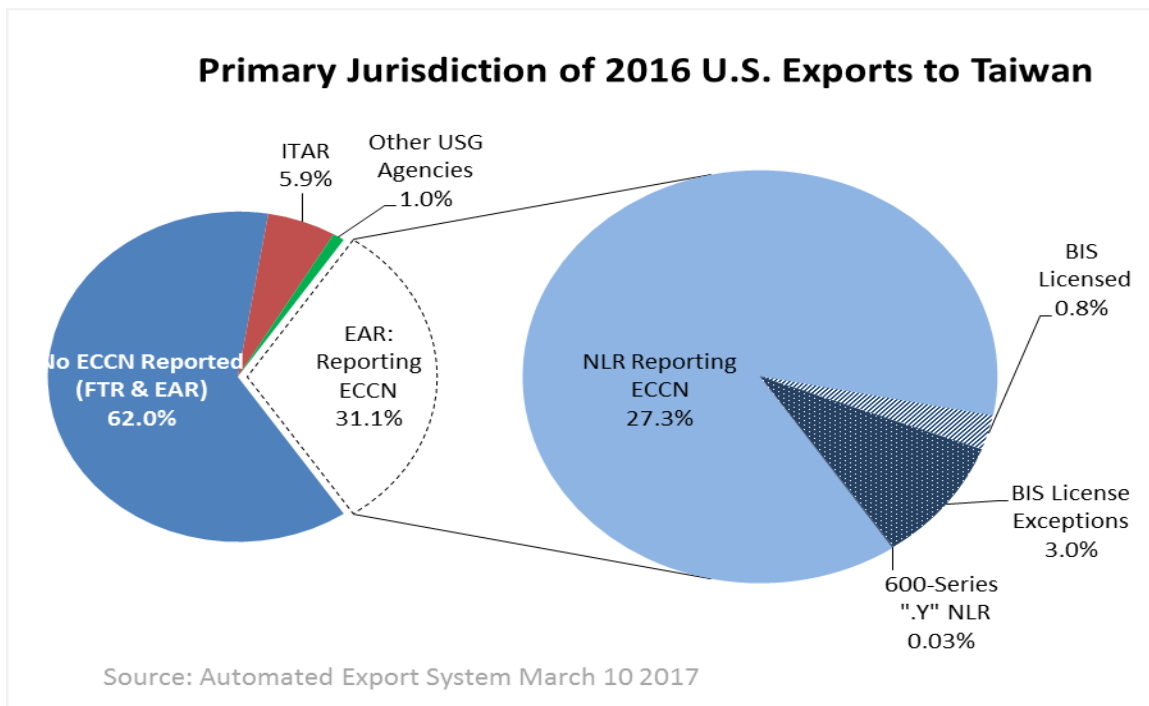
## II. Exports to Taiwan subject to US Government Filing Requirements

Of the \$26.0 billion in U.S. exports to Taiwan in 2016:

- 3.8% were subject to a BIS license requirement
  - 0.8% were exported under a BIS license; Worldwide, 0.5% were exported under a BIS license.
  - 3.0% were exported under a BIS license exception; Worldwide, 1.6% were exported under a BIS license exception.
- 27.2% were exported under No License Required with an ECCN; Worldwide, 12.2% were exported under No License Required with an ECCN.

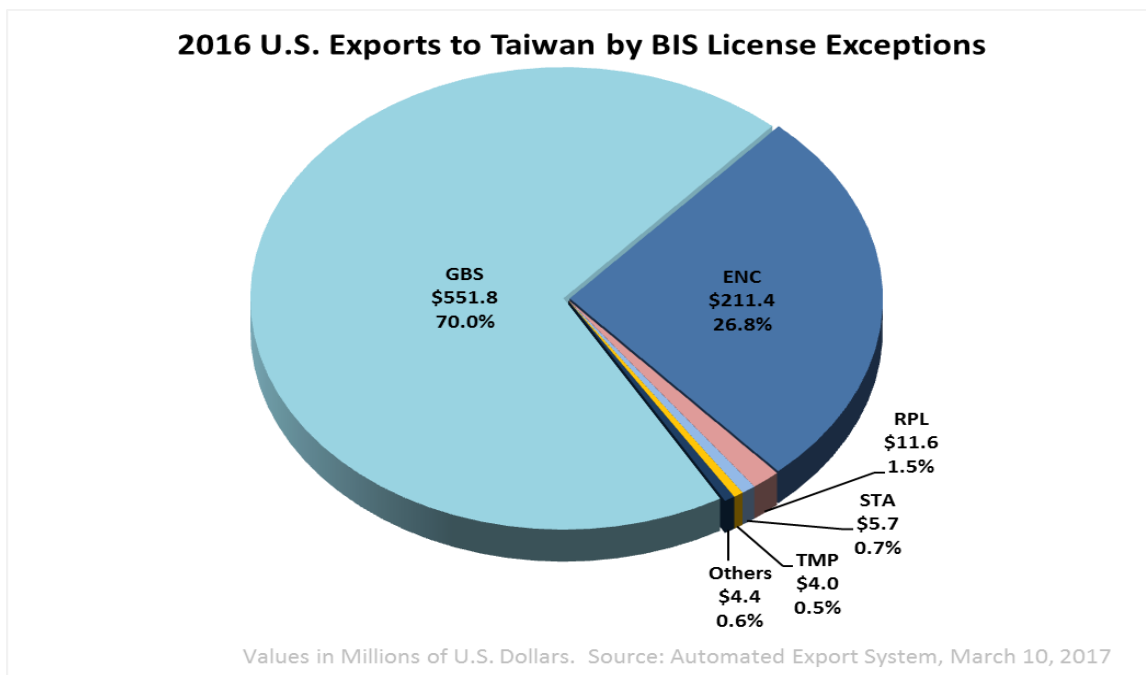
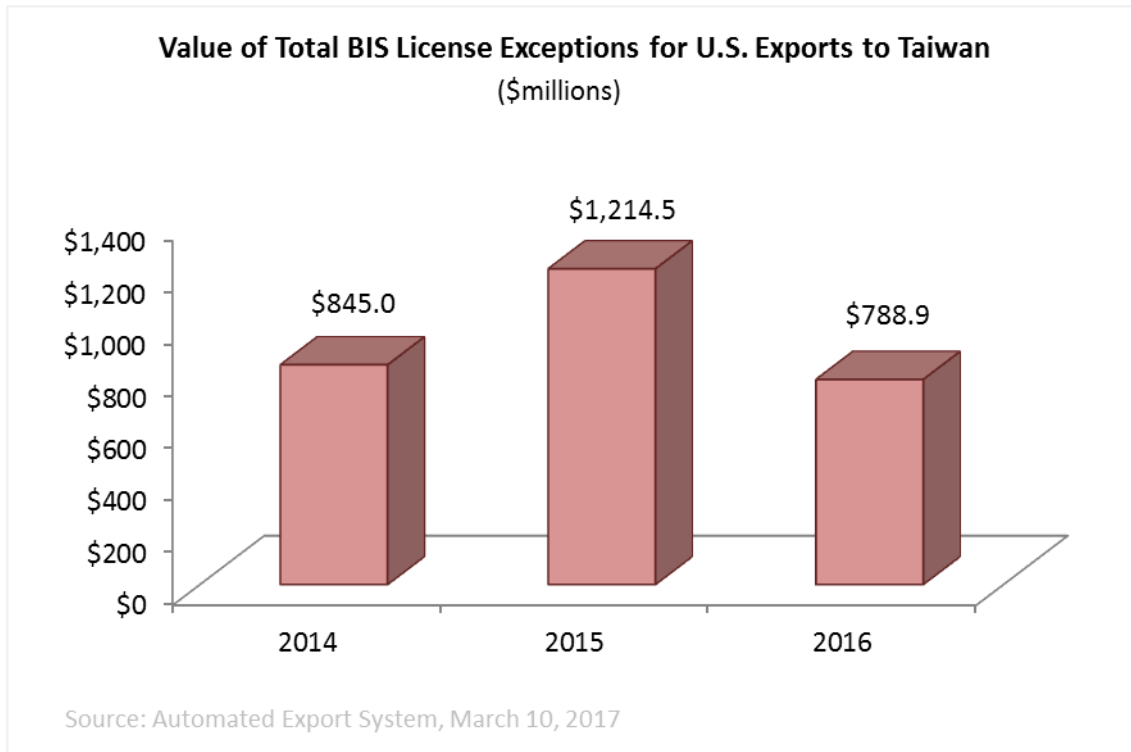
Exports to Taiwan Subject to U.S. Government Filing Requirements			
	2014	2015	2016
<b>Department of State</b>	\$2,122.3	\$2,483.5	\$1,524.3
<b>Other USG Agencies</b>	2,388.6	705.3	260.9
<b>Department of Commerce</b>	\$24,306.2	\$23,306.1	\$24,259.8
BIS Licensed	\$198.3	\$262.6	\$218.8
BIS License Exceptions	\$845.0	\$1,214.5	\$788.9
NLR reporting an ECCN	\$4,743.6	\$5,164.8	\$7,093.9
NLR not reporting an ECCN	\$18,518.4	\$16,660.1	\$16,151.1
600-Series ".Y" Paragraph NLR	\$0.9	\$4.1	\$7.1

Values in Millions of U.S. Dollars. Source: Automated Export System March 10 2017



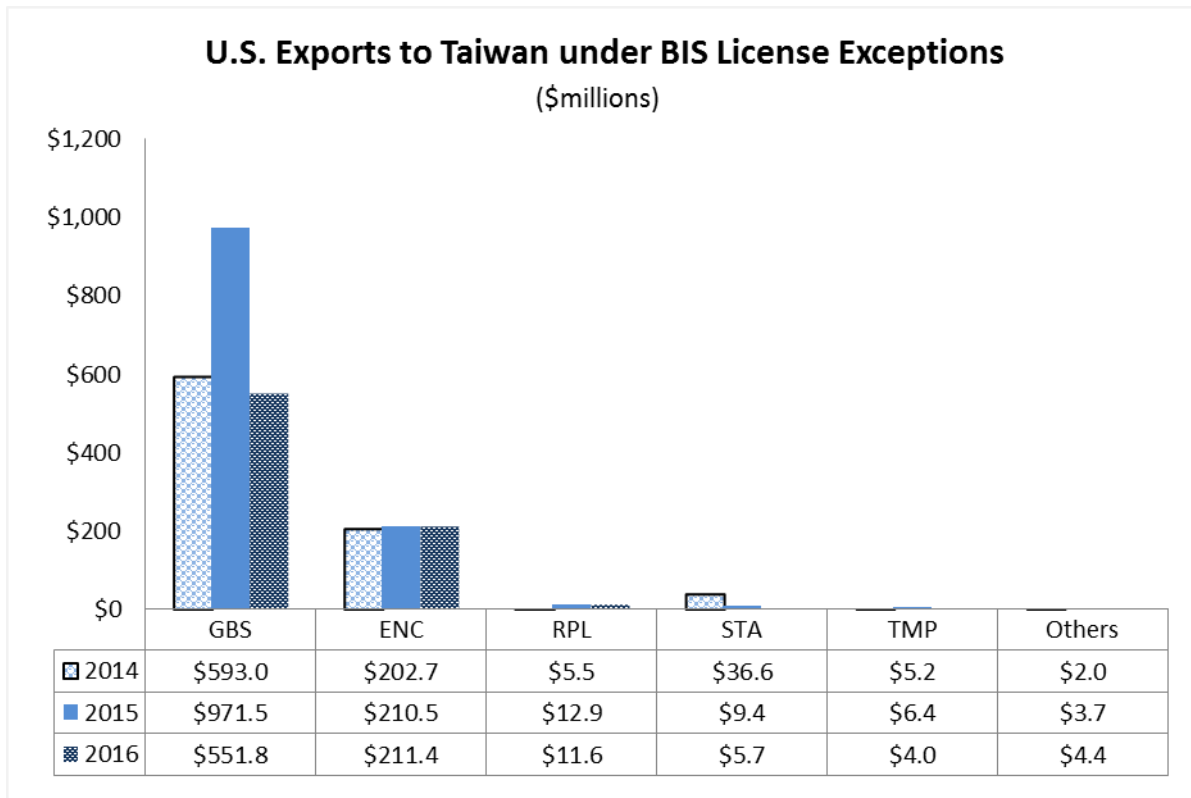


In 2016, U.S. exports to Taiwan shipped under a BIS license exception totaled \$788.9 million, a 35.0% (\$425.6 million) decrease from 2015. The top license exception, Group B Countries, totaled \$551.8 million (70.0% of all license exceptions).





Unlike most other U.S. trade partners, license exception Encryption commodities, software and technology (ENC) was not the largest license exception by value to Taiwan. Since 2014, License Exception Shipments to Country Group B countries (GBS) has more than doubled the value of exports under ENC to Taiwan.





# Analysis of Exports to Taiwan subject to U.S. Government Filing Requirements

Top Ten ECCNs by Value to Taiwan (\$millions)	
<b>LICENSED</b>	#1 9A619 Military Gas Turbine Engines and Related Commodities
	#2 9A610 Military Aircraft and Related Commodities
	#3 3B001 Epitaxial Equip. for Semiconductors
	#4 3C004 Hydrides of Phosphorus, Arsenic, Or Antimony
	#5 3A611 Military Electronics
	#6 2B350 Chemical Manufacturing Facilities and Equip.
	#7 3C002 Resist Materials
	#8 2B230 Pressure Transducers
	#9 3A233 Mass Spectrometers
	#10 2B001 Numerical Control Units/Motion Control Boards

Top Ten ECCNs by Value to Taiwan (\$millions)	
<b>EXCEPTIONS</b>	#1 3B001 Epitaxial Equip. for Semiconductors
	#2 5A002 Systems/Equip./Integrated Circuits for Info Sec
	#3 3A001 Electronic Devices/Components
	#4 1C006 Fluids and Lubricating Materials
	#5 9A610 Military Aircraft and Related Commodities
	#6 3A611 Military Electronics
	#7 5D002 Software for Information Security
	#8 3C004 Hydrides of Phosphorus, Arsenic, Or Antimony
	#9 5B002 Test/Inspection/Production Equip for Information S
	#10 9A619 Military Gas Turbine Engines and Related Commodities

Top Ten ECCNs by Value to Taiwan (\$millions)	
<b>NLR with ECCN</b>	#1 3B991 Other Mfg/Test Equip. Not Controlled By 3B
	#2 9A991 Aircraft and Certain Gas Turbine Engines N.E.S.
	#3 3B992 Equip. for the Inspection/Testing of Components
	#4 5A991 Transmission Items Not W/I Parameters In 5A001
	#5 5A992 Information Security Equip.
	#6 3A991 Electronic Devices and Components
	#7 4A994 Items Not Controlled By 4A001/4A002/4A003
	#8 7A994 Other "Software" as Follows (See List of Items Controlled).
	#9 3D991 General Purpose Electronic Equip. for 3A992
	#10 2B999 Specific Processing Equip., N.E.S.



# Analysis of Exports to Taiwan subject to U.S. Government Filing Requirements

Top Ten ECCNs to Taiwan by Shipment Count	
<b>LICENSED</b>	#1 2B230 Pressure Transducers
	#2 9A610 Military Aircraft and Related Commodities
	#3 2B350 Chemical Manufacturing Facilities and Equip.
	#4 9A619 Military Gas Turbine Engines and Related Commodities
	#5 3B001 Epitaxial Equip. for Semiconductors
	#6 1C350 Chemicals, Precursors for toxic Chemical Agents
	#7 5A002 Systems/Equip./Integrated Circuits for Info Sec
	#8 3A611 Military Electronics
	#9 3C004 Hydrides of Phosphorus, Arsenic, Or Antimony
	#10 3C002 Resist Materials

Top Ten ECCNs to Taiwan by Shipment Count	
<b>EXCEPTIONS</b>	#1 5A002 Systems/Equip./Integrated Circuits for Info Sec
	#2 3B001 Epitaxial Equip. for Semiconductors
	#3 3A001 Electronic Devices/Components
	#4 5D002 Software for Information Security
	#5 9A610 Military Aircraft and Related Commodities
	#6 1C006 Fluids and Lubricating Materials
	#7 9A619 Military Gas Turbine Engines and Related Commodities
	#8 EAR99 Items subject to the EAR that are not elsewhere controlled
	#9 3A611 Military Electronics
	#10 7A994 Other "Software" as Follows (See List of Items Controlled).

Top Ten ECCNs to Taiwan by Shipment Count	
<b>NLR with ECCN</b>	#1 3B991 Other Mfg/Test Equip. Not Controlled By 3B
	#2 5A991 Transmission Items Not W/I Parameters In 5A001
	#3 9A991 Aircraft and Certain Gas Turbine Engines N.E.S.
	#4 5A992 Information Security Equip.
	#5 3B992 Equip. for the Inspection/Testing of Components
	#6 3A991 Electronic Devices and Components
	#7 2B999 Specific Processing Equip., N.E.S.
	#8 4A994 Items Not Controlled By 4A001/4A002/4A003
	#9 3A992 General Purpose Electronic Equip.
	#10 7A994 Other "Software" as Follows (See List of Items Controlled).



III. BIS Licensing to Taiwan

