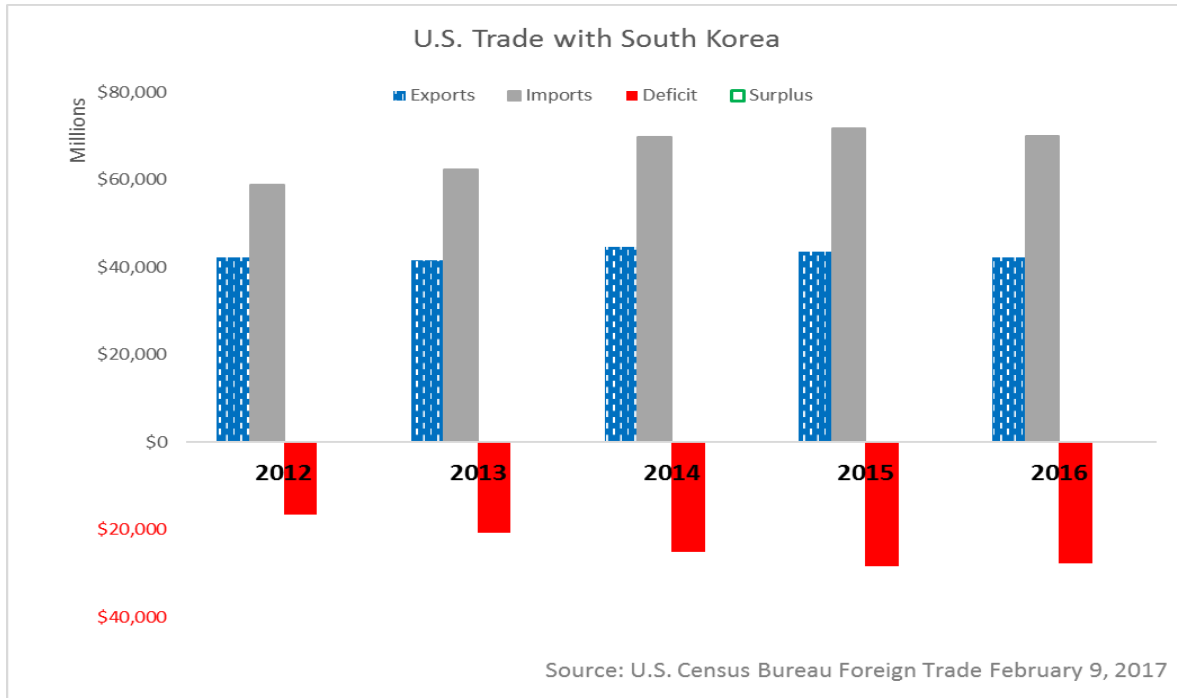




**I. Total U.S. Trade with South Korea**

In 2016, U.S. exports to South Korea totaled \$42.3 billion, a 2.7% (\$1.2 billion) decrease from 2015; U.S. imports from South Korea totaled \$69.9 billion, a 2.5% (\$1.8 billion) decrease; and the trade deficit was \$27.7 billion, a 2.3% (\$647.1 million) decrease in the deficit.



	2012	2013	2014	2015	2016	Five-year Average
<b>EXPORTS</b>	<b>\$42,282.6</b>	<b>\$41,648.7</b>	<b>\$44,625.1</b>	<b>\$43,445.5</b>	<b>\$42,266.3</b>	
Δvalue	-\$1,179.1	-\$633.8	\$2,976.4	-\$1,179.6	-\$1,179.2	<b>\$43,000.5</b>
Δpct	\$0.0	\$0.0	\$0.1	\$0.0	\$0.0	
<b>IMPORTS</b>	<b>\$58,898.9</b>	<b>\$62,370.5</b>	<b>\$69,679.8</b>	<b>\$71,758.7</b>	<b>\$69,932.3</b>	
Δvalue	\$2,237.6	\$3,471.5	\$7,309.4	\$2,078.9	-\$1,826.4	<b>\$65,677.0</b>
Δpct	\$0.1	\$0.1	\$0.1	\$0.0	\$0.0	
<b>BALANCE</b>	<b>(\$16,616.4)</b>	<b>(\$20,721.7)</b>	<b>(\$25,054.7)</b>	<b>(\$28,313.1)</b>	<b>(\$27,666.0)</b>	
Δvalue	\$6,888.2	(\$4,105.4)	(\$4,333.0)	(\$3,258.4)	\$647.1	<b>(\$22,676.5)</b>
Δpct	52.2%	24.7%	20.9%	13.0%	-2.3%	

Values in Millions of U.S. Dollars. Source: U.S. Census Bureau Foreign Trade February 9, 2017



Of the \$42.3 billion in U.S. exports to South Korea in 2016, the top commodity sectors were machinery and mechanical appliances (27.1%), transportation equipment (17.7%) and chemicals, plastics, and leather products (16.7%).

Of the \$69.9 billion in U.S. imports from South Korea in 2016, the top commodity sectors were machinery and mechanical appliances (37.2%) and transportation equipment (31.0%).

Imports from Korea, South by Sector	U.S. Commodity Trade with Korea, South for 2016	US exports to Korea, South by Sector
<b>\$69,932,346,186</b>	<b>Total Value All Commodities</b>	<b>\$42,266,343,623</b>
1.1%	Agriculture (Chapters 01-24)	15.0%
3.3%	Minerals (Chapters 25-27)	4.6%
12.5%	Chemicals, Plastics, Leather (Chapters 28-43)	16.7%
0.8%	Wood Products (Chapters 44-49)	1.8%
1.9%	Textiles and Footwear (Chapters 50-67)	1.8%
0.8%	Stone, Glass, & Semiprecious Metals (Chapters 68-71)	1.4%
6.8%	Base Metals (Chapters 72-83)	3.9%
37.2%	Machinery (Chapter 84-85)	27.1%
31.0%	Transportation (Chapters 86-89)	17.7%
1.6%	Optical, Measuring, Medical or Other instruments (Chapters 90-92)	6.9%
0.3%	Arms and Ammunition (Chapter 93)	1.0%
0.9%	Miscellaneous Manufactured Items (Chapter 94-96)	0.7%
0.1%	Art & Antiques (Chapter 97)	0.3%
1.8%	Special Items (Chapters 98-99** imports only 98)	1.5%

Source: US Census Bureau, May 22, 2017



**II. Exports to the South Korea subject to US Government Filing Requirements**

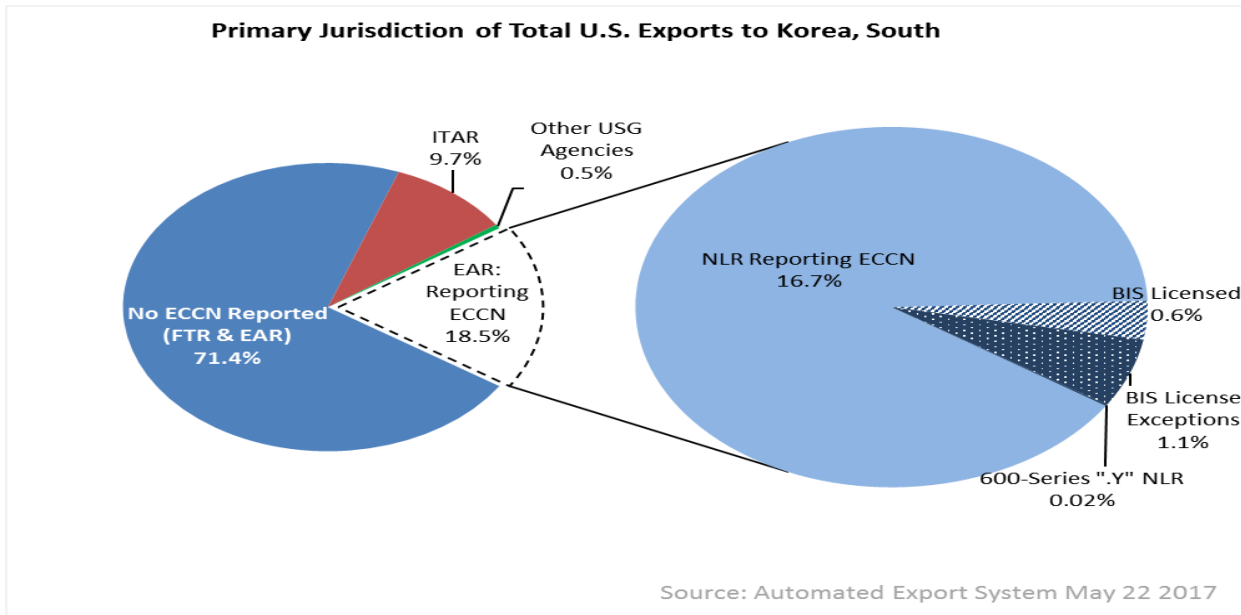
Of the \$42.3 billion in U.S. exports to South Korea in 2016:

- 1.8% were subject to a BIS license requirement.
  - 0.6% were exported under a BIS license; Worldwide, 0.5% were exported under a BIS license
  - 1.1% were exported under a BIS license exception; Worldwide, 1.6% were exported under a BIS license exception.
- 16.7% were exported under No License Required with an ECCN; Worldwide, 12.2% were exported under No License Required with an ECCN.

Exports to Korea, South Subject to U.S. Government Filing Requirements				
		2014	2015	2016
	<b>Department of State</b>	\$2,497.8	\$2,667.0	\$4,097.4
	<b>Other USG Agencies</b>	\$59.6	\$35.7	\$191.3
<b>Department of Commerce</b>		<b>\$42,067.6</b>	<b>\$40,742.8</b>	<b>\$37,977.6</b>
	BIS Licensed	\$96.1	\$302.8	\$270.0
	BIS License Exceptions	\$416.3	\$461.6	\$485.0
	NLR reporting an ECCN	\$5,163.3	\$8,418.0	\$7,041.9
	NLR not reporting an ECCN	\$36,389.0	\$31,554.1	\$30,171.1
	600-Series ".Y" Paragraph NLR	\$3.1	\$6.3	\$9.7

Values in Millions of U.S. Dollars. Source: Automated Export System May 22 2017

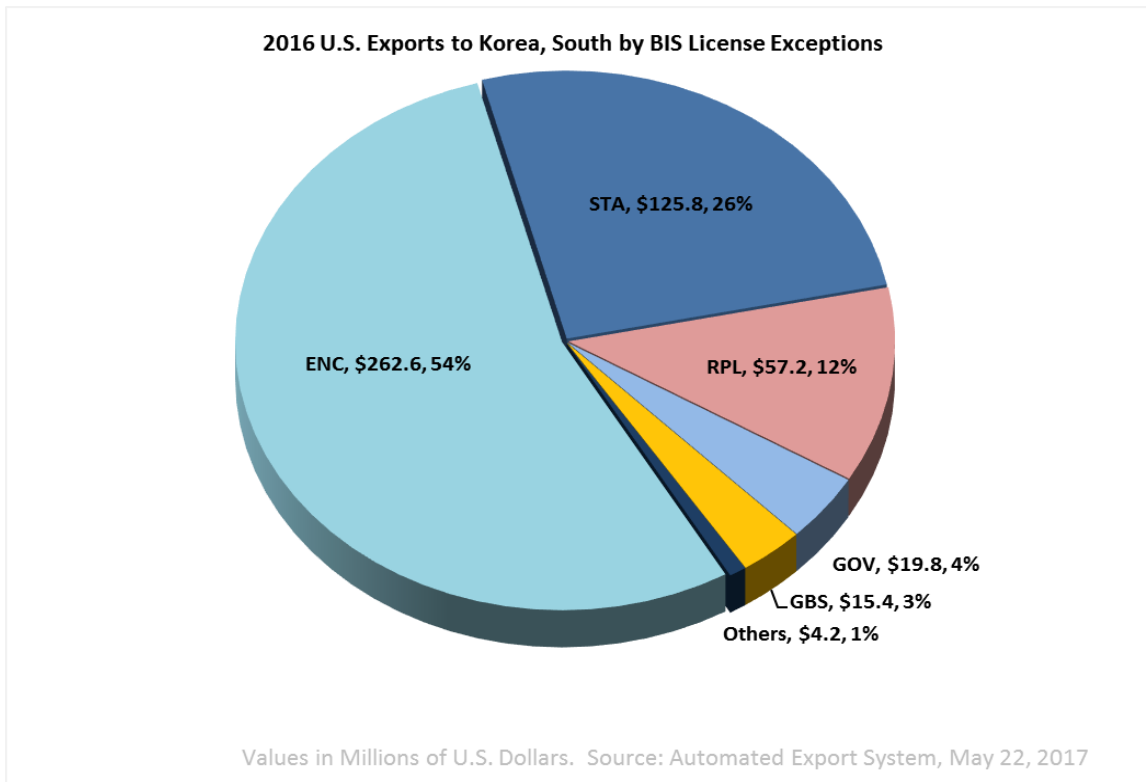
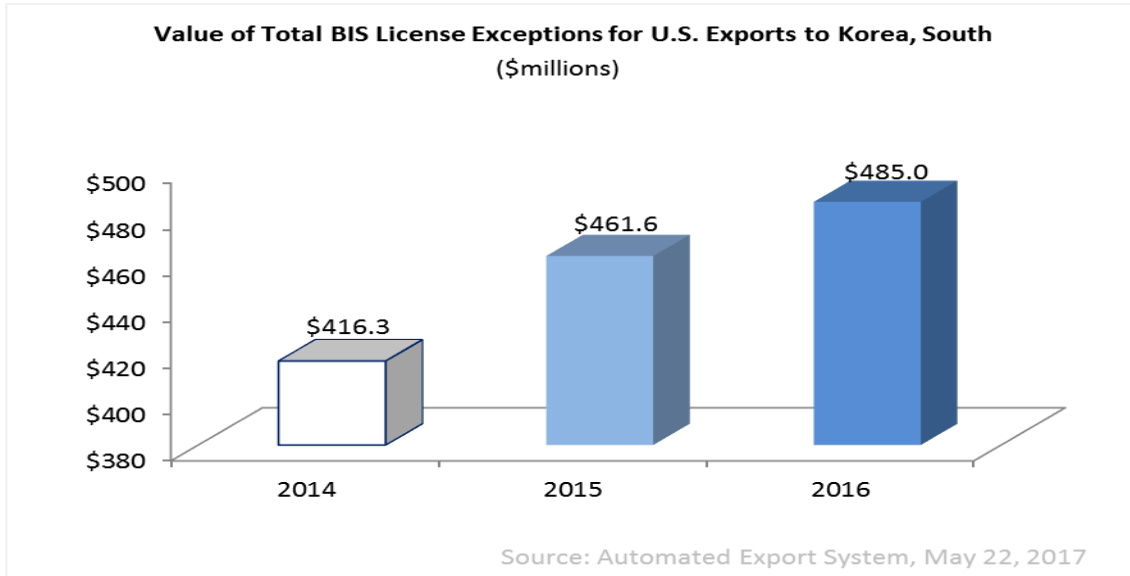
Reasons for Control	Chemical and Biological Weapons			Nuclear Nonproliferation		National Security		Missile Tech	Regional Stability		Firearms Convention	Crime Control			Anti-Terrorism	
	CB:1	CB:2	CB:3	NP:1	NP:2	NS:1	NS:2	MT:1	RS:1	RS:2	FC:1	CC:1	CC:2	CC:3	AT:1	AT:2
Korea, South	X					X		X	X			X		X		






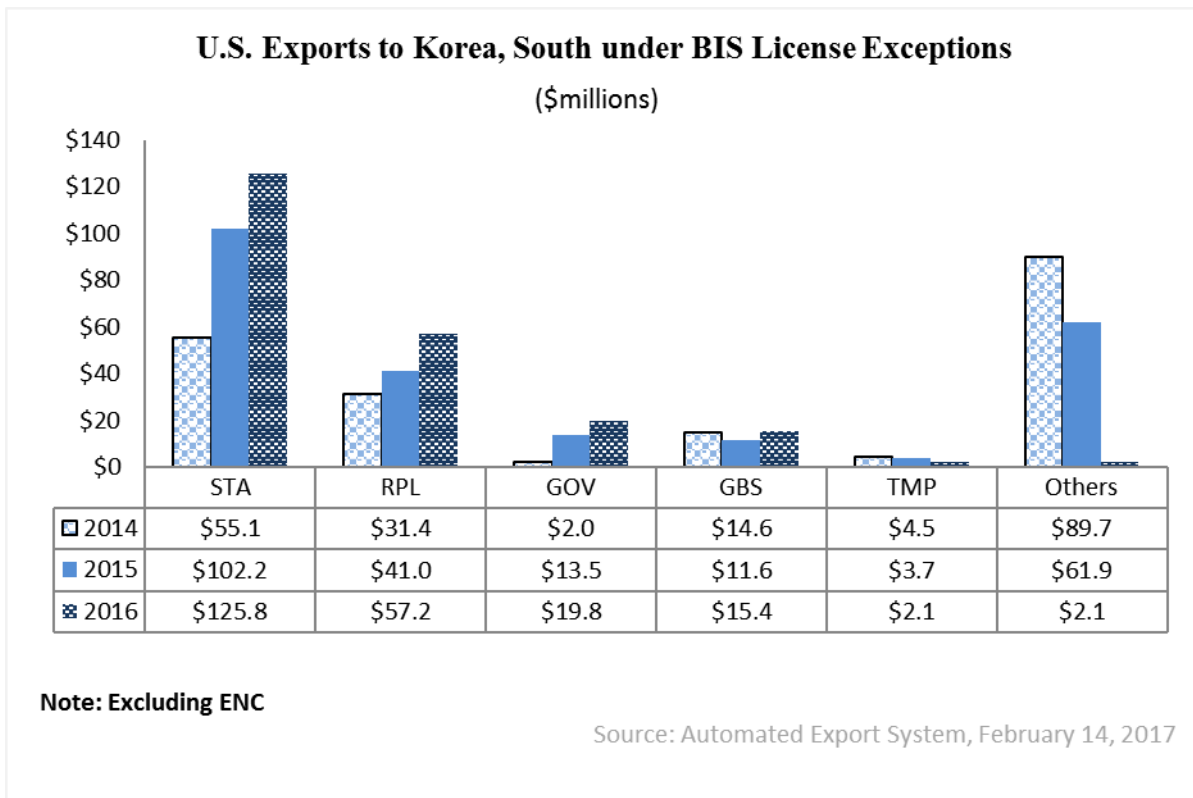
Office of Technology Evaluation **Statistical Analysis of U.S. Trade with South Korea**

In 2016, U.S. exports to South Korea shipped under a BIS license exception totaled \$485.0 million, a 5.1% (\$23.4 million) increase from 2015. The top license exception Encryption commodities, Software and Technology (ENC) totaled \$262.6million (54.2% of all license exceptions).





The U.S. exports to South Korea under Strategic Trade Authorization (STA) increased significantly, from \$55.1 million in 2014 to \$102.2 million in 2015 and finally, \$125.8 million in 2016.





Top Ten ECCNs by Value to Korea, South (\$millions)	
<b>LICENSED</b>	#1 9A610 Military Aircraft and Related Commodities
	#2 9A619 Military Gas Turbine Engines and Related Commodities
	#3 0A606 Ground Vehicles and Related Commodities
	#4 6A003 Cameras
	#5 9B610 Test, Inspection, and Production Equip. and Related Commodities Specia...
	#6 3A611 Military Electronics
	#7 1C107 Calcium Having Both of the Following Characteristics (See List of Item...
	#8 2B116 Vibration Test Systems, Equip., and Components Th
	#9 0A604 Commodities Related to Military Explosive Devices and Charges
	#10 2A983 Explosives Or Detonator Detection Equip.

Top Ten ECCNs by Value to Korea, South (\$millions)	
<b>EXCEPTIONS</b>	#1 5A002 Systems/Equip./Integrated Circuits for Info Sec
	#2 9A610 Military Aircraft and Related Commodities
	#3 9A619 Military Gas Turbine Engines and Related Commodities
	#4 3A001 Electronic Devices/Components
	#5 3A611 Military Electronics
	#6 9B604 Test, Inspection, Production Equip. and Related Commodities Designed f..
	#7 9A515 Spacecraft and Related Commodities
	#8 9A991 Aircraft and Certain Gas Turbine Engines N.E.S.
	#9 8A609 Surface Vessels of War and Related Commodities
	#10 0A614 Military Training Equip.

Top Ten ECCNs by Value to Korea, South (\$millions)	
<b>NLR with ECCN</b>	#1 9A991 Aircraft and Certain Gas Turbine Engines N.E.S.
	#2 3B991 Other Mfg/Test Equip. Not Controlled By 3B
	#3 3B001 Epitaxial Equip. for Semiconductors
	#4 5A991 Transmission Items Not W/I Parameters In 5A001
	#5 3B992 Equip. for the Inspection/Testing of Components
	#6 5A992 Information Security Equip.
	#7 3A992 General Purpose Electronic Equip.
	#8 3A991 Electronic Devices and Components
	#9 2B999 Specific Processing Equip., N.E.S.
	#10 4A994 Items Not Controlled By 4A001/4A002/4A003



Top Ten ECCNs to Korea, South by Shipment Count	
<b>LICENSED</b>	#1 9A610 Military Aircraft and Related Commodities
	#2 0A606 Ground Vehicles and Related Commodities
	#3 9A619 Military Gas Turbine Engines and Related Commodities
	#4 3A611 Military Electronics
	#5 1C351 Human and Animal Pathogens and toxins
	#6 1C107 Calcium Having Both of the Following Characteristics (See List of Item...
	#7 3A001 Electronic Devices/Components
	#8 9E610 Technology Required for the Development, Production Operation, Install...
	#9 6A003 Cameras
	#10 9E619 Technology Required for the Development, Production Operation, Installa...

Top Ten ECCNs to Korea, South by Shipment Count	
<b>EXCEPTIONS</b>	#1 5A002 Systems/Equip./Integrated Circuits for Info Sec
	#2 9A610 Military Aircraft and Related Commodities
	#3 9A619 Military Gas Turbine Engines and Related Commodities
	#4 3A611 Military Electronics
	#5 9A991 Aircraft and Certain Gas Turbine Engines N.E.S.
	#6 5D002 Software for Information Security
	#7 3A001 Electronic Devices/Components
	#8 0A606 Ground Vehicles and Related Commodities
	#9 7A994 Other "Software" as Follows (See List of Items Controlled).
	#10 EAR99 Items subject to the EAR that are not elsewhere controlled

Top Ten ECCNs to Korea, South by Shipment Count	
<b>NLR with ECCN</b>	#1 9A991 Aircraft and Certain Gas Turbine Engines N.E.S.
	#2 3B991 Other Mfg/Test Equip. Not Controlled By 3B
	#3 5A991 Transmission Items Not W/I Parameters In 5A001
	#4 5A992 Information Security Equip.
	#5 3B001 Epitaxial Equip. for Semiconductors
	#6 2B999 Specific Processing Equip., N.E.S.
	#7 3A992 General Purpose Electronic Equip.
	#8 4A994 Items Not Controlled By 4A001/4A002/4A003
	#9 7A994 Other "Software" as Follows (See List of Items Controlled).
	#10 3A991 Electronic Devices and Components

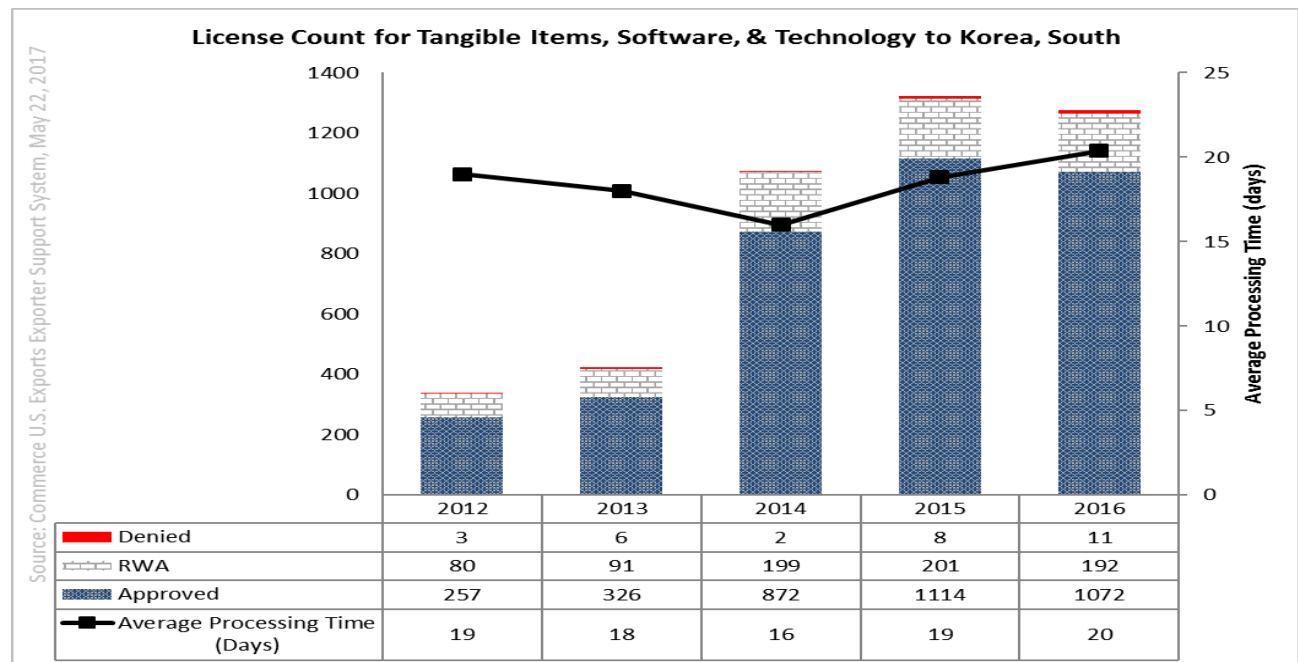
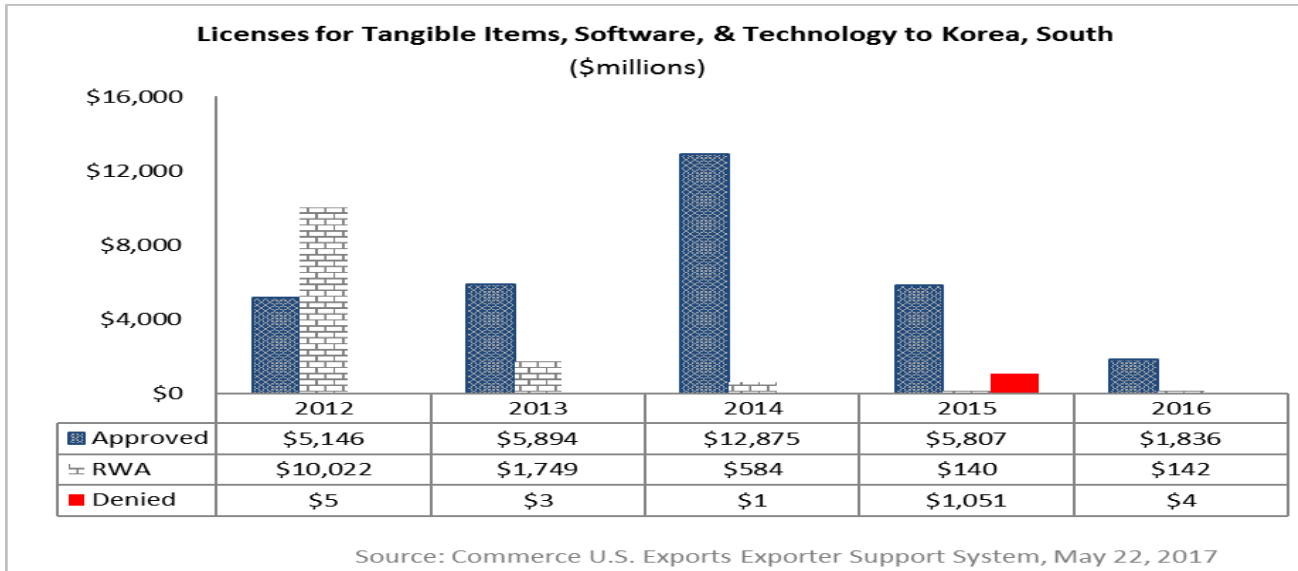
Source: Commerce U.S. Exports Exporter Support System, April 22, 2017



### III. Licensing to the South Korea subject to US Government Filing Requirements

In 2016, BIS reviewed 1,275 export/re-export applications (not including deemed export applications) valued at \$2.0 billion for South Korea, out of a total of 33,195 applications worldwide valued at \$235.4 billion.

- Approved applications for South Korea totaled 1,072 (84.1% of the total applications) for \$1.8 billion, compared to the 28,214 (85.0%) approved applications for all destinations that totaled \$210.3 billion.



Note: Figures do not include deemed exports.