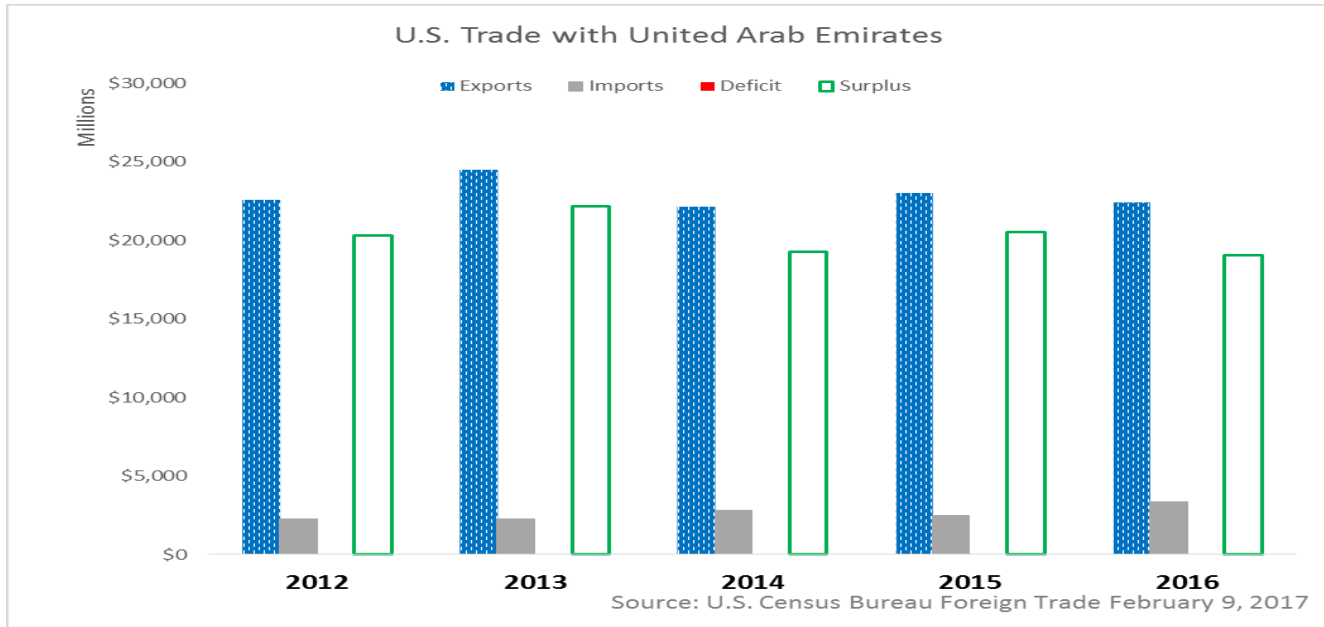




I. Total U.S. Trade with the United Arab Emirates

In 2016, U.S. exports to the UAE totaled \$22.4 billion, a 2.7% (\$621.8 million) decrease from 2015; U.S. imports from the UAE totaled \$3.4 billion, a 36.0% (\$888.0 million) increase; and the trade deficit was \$19.0 billion, a 7.4% (\$1.5 billion) decrease in the deficit from 2015.



	2012	2013	2014	2015	2016	Five-year Average
EXPORTS	22,559.1	24,476.1	22,111.1	23,003.6	22,381.8	
Δvalue	6,637.5	1,917.0	-2,365.0	892.5	-621.8	23,037.5
Δpct	41.7%	8.5%	-9.7%	4.0%	-2.7%	
IMPORTS	2,253.0	2,291.2	2,819.6	2,468.0	3,356.0	
Δvalue	-186.8	38.2	528.4	-351.6	888.0	2,458.0
Δpct	-6.1%	1.7%	23.1%	-12.5%	36.0%	
BALANCE	\$20,306.1	\$22,184.8	\$19,291.5	\$20,535.6	\$19,025.8	
Δvalue	(\$6,786.1)	\$1,878.7	(\$2,893.4)	\$1,244.1	(\$1,509.8)	20,579.5
Δpct	50.3%	9.3%	-13.0%	6.4%	-7.4%	

Values in Millions of U.S. Dollars. Source: U.S. Census Bureau Foreign Trade February 9, 2017



Statistical Analysis of U.S. Trade with the United Arab Emirates (UAE)

2016

Of the \$22.4 billion in U.S. exports to the UAE in 2016, the top commodity sectors were Transportation Equipment (40.5%), Machinery and Mechanical Appliances (23.4%), and Stone, Glass, & Semiprecious Metals (8.9%).

Of the \$3.4 billion in U.S. imports from the UAE in 2016, the top commodity sectors were Base Metals (37.5%) and Specials Items (24.5%).

Imports from United Arab	U.S. Commodity Trade with United Arab Emirates for 2016	US exports to United Arab
\$3,355,993,604	Total Value All Commodities	\$22,381,773,419
1.5%	Agriculture (Chapters 01-24)	5.6%
9.9%	Minerals (Chapters 25-27)	1.1%
7.2%	Chemicals, Plastics, Leather (Chapters 28-43)	6.0%
0.5%	Wood Products (Chapters 44-49)	0.6%
1.7%	Textiles and Footwear (Chapters 50-67)	0.6%
9.9%	Stone, Glass, & Semiprecious Metals (Chapters 68-71)	8.9%
37.5%	Base Metals (Chapters 72-83)	1.9%
0.0%	Machinery (Chapter 84-85)	23.4%
1.8%	Transportation (Chapters 86-89)	40.4%
0.3%	Optical, Measuring, Medical or Other instruments (Chapters 90-92)	2.7%
0.1%	Arms and Ammunition (Chapter 93)	3.9%
0.6%	Miscellaneous Manufactured Items (Chapter 94-96)	1.2%
0.1%	Art & Antiques (Chapter 97)	0.3%
24.5%	Special Items (Chapters 98-99** imports only 98)	2.7%

Source: US Census Bureau, February 9, 2017



II. Exports to the Philippines subject to US Government Filing Requirements

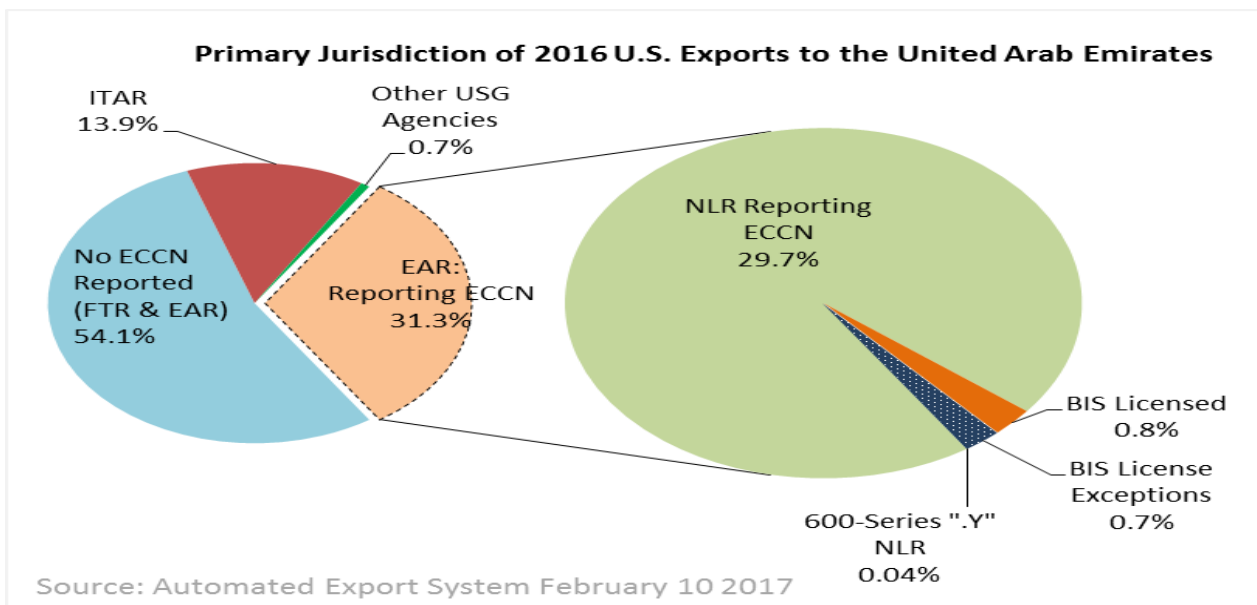
Of the \$22.4 billion in U.S. exports to the UAE in 2016:

- 1.5% were subject to a BIS license requirement
 - 0.8% were exported under a BIS license; Worldwide, 0.5% were exported under a BIS license.
 - 0.7% were exported under a BIS license exception; Worldwide, 1.6% were exported under a BIS license exception.
- 29.7% were exported under No License Required with an ECCN; Worldwide, 12.2% were exported under No License Required with an ECCN.

	2014	2015	2016
Department of State	\$1,603.8	\$2,552.1	\$3,118.5
Other USG Agencies	\$50.8	\$142.9	\$160.1
Department of Commerce	\$20,456.4	\$20,308.6	\$19,103.1
BIS Licensed	\$67.2	\$98.8	\$186.4
BIS License Exceptions	\$161.4	\$196.4	\$160.3
NLR reporting an ECCN	\$4,825.7	\$5,469.7	\$6,649.8
NLR not reporting an ECCN	\$15,398.9	\$14,537.7	\$12,098.1
600-Series ".Y" Paragraph NLR	\$3.3	\$6.0	\$8.6

Values in Millions of U.S. Dollars. Source: Automated Export System February 10 2017

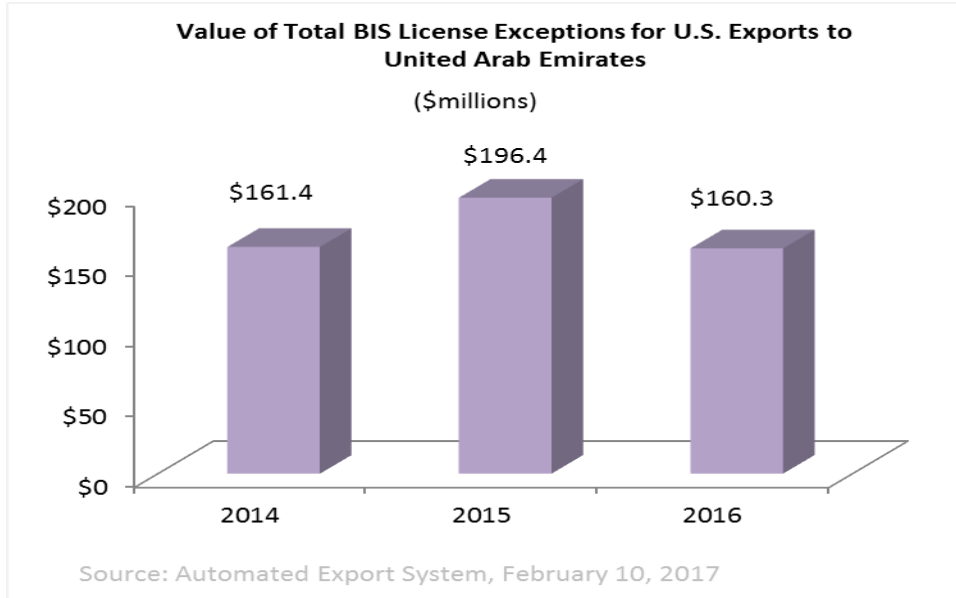
Reasons for Control	Chemical and Biological Weapons			Nuclear Nonproliferation		National Security		Missile Tech	Regional Stability		Firearms Convention	Crime Control			Anti-Terrorism	
	CB:1	CB:2	CB:3	NP:1	NP:2	NS:1	NS:2	MT:1	RS:1	RS:2	FC:1	CC:1	CC:2	CC:3	AT:1	AT:2
United Arab Emirates	X	X	X	X		X	X	X	X	X		X		X		





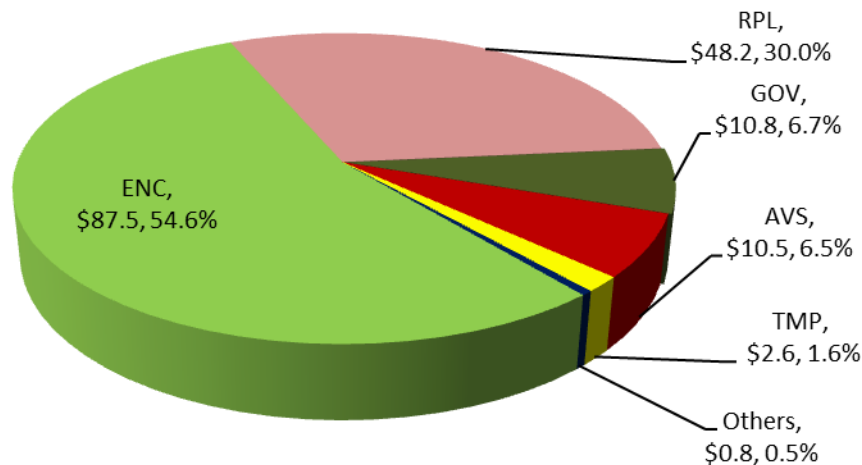
Analysis of Exports to the United Arab Emirates subject to U.S. Government Filing Requirements

In 2016, U.S. exports to the UAE shipped under a BIS license exception totaled \$160.3 million, a 18.4% (\$36.1 million) decrease from 2015.



The top license exception Encryption commodities, Software and Technology (ENC) totaled \$87.5 million (54.6% of all license exceptions).

2016 U.S. Exports to United Arab Emirates by BIS License Exceptions \$millions



Source: Automated Export System, February 10, 2017



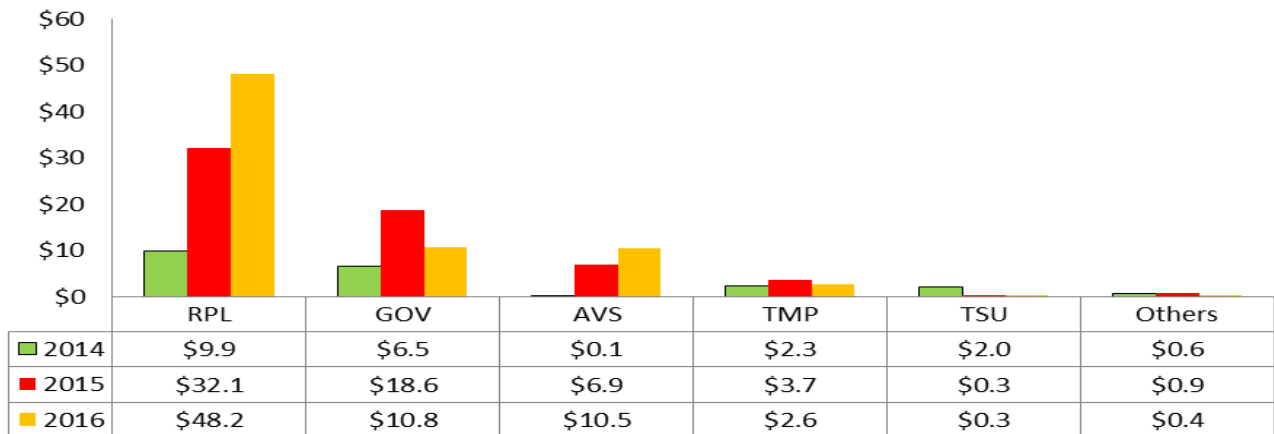
U.S. Exports to United Arab Emirates under BIS License Exception: Encryption Commodities & Software (\$millions)



Source: Automated Export System, February 14, 2017

In 2016, U.S. exports to the UAE under BIS License Exception Strategic Trade Authorization decreased by 34.7% from \$133.9 million to \$87.5 million.

U.S. Exports to United Arab Emirates under BIS License Exceptions (\$millions)



Note: Excluding ENC

Source: Automated Export System, February 14, 2017



Analysis of Exports to the United Arab Emirates subject to U.S. Government Filing Requirements

Top Ten ECCNs by Value to United Arab Emirates (\$millions)	
LICENSED	#1 9A610 Military Aircraft and Related Commodities
	#2 9A619 Military Gas Turbine Engines and Related Commodities
	#3 3A611 Military Electronics
	#4 1A613 Armored and Protective Equip., Constructions, and Components
	#5 5A002 Systems/Equip./Integrated Circuits for Info Sec
	#6 0A606 Ground Vehicles and Related Commodities
	#7 1A004 Protective and Detection Equip.
	#8 3A231 Neutron Generator Systems Including Tubes
	#9 2B352 Equip. for Handling Biological Materials
	#10 9B610 Test, Inspection, and Production Equip. and Related Commodities Specia...

Top Ten ECCNs by Value to United Arab Emirates (\$millions)	
EXCEPTIONS	#1 5A002 Systems/Equip./Integrated Circuits for Info Sec
	#2 9A610 Military Aircraft and Related Commodities
	#3 9A619 Military Gas Turbine Engines and Related Commodities
	#4 3A611 Military Electronics
	#5 7A001 Accelerometers for use In Navigation Or Guidance S
	#6 5D002 Software for Information Security
	#7 3A001 Electronic Devices/Components
	#8 N/A ECCN not Reported
	#9 6A003 Cameras
	#10 9B610 Test, Inspection, and Production Equip. and Related Commodities Specia...

Top Ten ECCNs by Value to United Arab Emirates (\$millions)	
NLR with ECCN	#1 9A991 Aircraft and Certain Gas Turbine Engines N.E.S.
	#2 5A992 Information Security Equip.
	#3 5A991 Transmission Items Not W/I Parameters In 5A001
	#4 7A994 Other "Software" as Follows (See List of Items Controlled).
	#5 2A291 Nuclear Reactor and Nuclear Power Plant Related Eq
	#6 2B999 Specific Processing Equip., N.E.S.
	#7 8A992 Underwater Systems Or Equip.
	#8 1A613 Armored and Protective Equip., Constructions, and Components
	#9 4A994 Items Not Controlled By 4A001/4A002/4A003
	#10 0A614 Military Training Equip.



Analysis of Exports to the United Arab Emirates subject to U.S. Government Filing Requirements

Top Ten ECCNs to United Arab Emirates by Shipment Count	
LICENSED	#1 9A610 Military Aircraft and Related Commodities
	#2 5A002 Systems/Equip./Integrated Circuits for Info Sec
	#3 0A606 Ground Vehicles and Related Commodities
	#4 9A619 Military Gas Turbine Engines and Related Commodities
	#5 3A611 Military Electronics
	#6 2B350 Chemical Manufacturing Facilities and Equip.
	#7 1A004 Protective and Detection Equip.
	#8 9B610 Test, Inspection, and Production Equip. and Related Commodities Specia...
	#9 9B619 Test, Inspection, and Production Equip. and Related Commodities Specia...
	#10 3A231 Neutron Generator Systems Including Tubes

Top Ten ECCNs to United Arab Emirates by Shipment Count	
EXCEPTIONS	#1 5A002 Systems/Equip./Integrated Circuits for Info Sec
	#2 9A610 Military Aircraft and Related Commodities
	#3 9A619 Military Gas Turbine Engines and Related Commodities
	#4 N/A ECCN not Reported
	#5 3A611 Military Electronics
	#6 5D002 Software for Information Security
	#7 7A994 Other "Software" as Follows (See List of Items Controlled).
	#8 9A991 Aircraft and Certain Gas Turbine Engines N.E.S.
	#9 EAR99 Items subject to the EAR that are not elsewhere controlled
	#10 7A103 Instrumentation, Navigation Equip./Systems Not

Top Ten ECCNs to United Arab Emirates by Shipment Count	
NLR with ECCN	#1 9A991 Aircraft and Certain Gas Turbine Engines N.E.S.
	#2 5A992 Information Security Equip.
	#3 7A994 Other "Software" as Follows (See List of Items Controlled).
	#4 5A991 Transmission Items Not W/I Parameters In 5A001
	#5 2B999 Specific Processing Equip., N.E.S.
	#6 1A995 Protective and Detection Equip.
	#7 4A994 Items Not Controlled By 4A001/4A002/4A003
	#8 8A992 Underwater Systems Or Equip.
	#9 3A992 General Purpose Electronic Equip.
	#10 3A999 Specific Processing Equip., N.E.S.

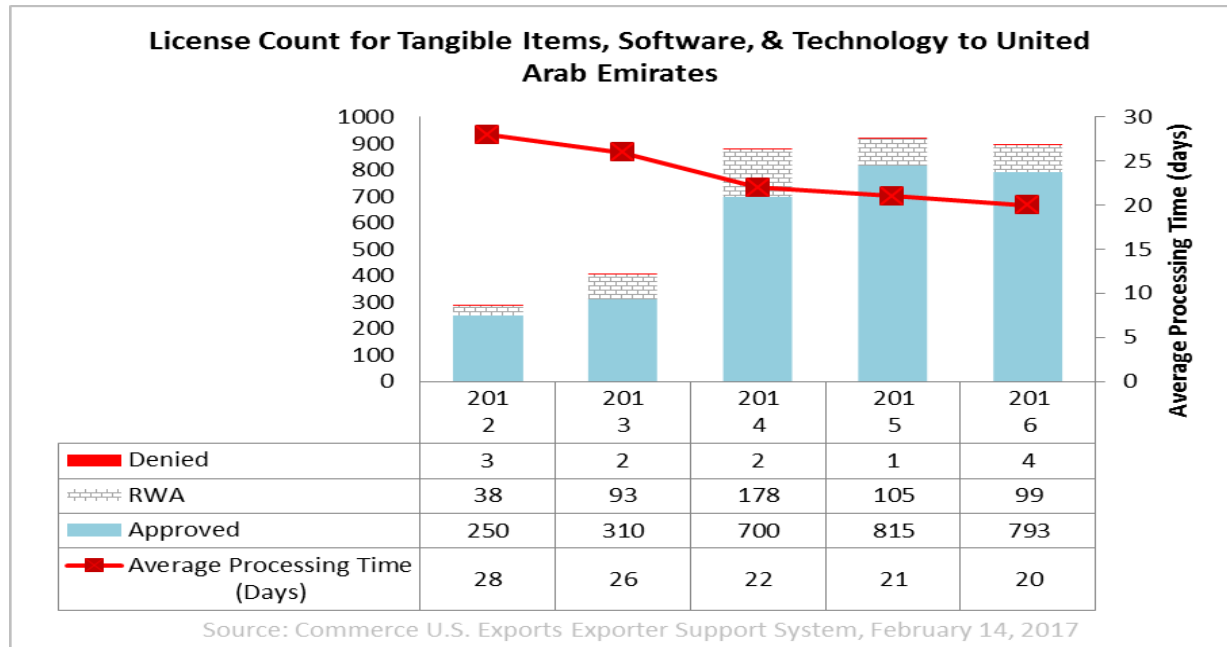
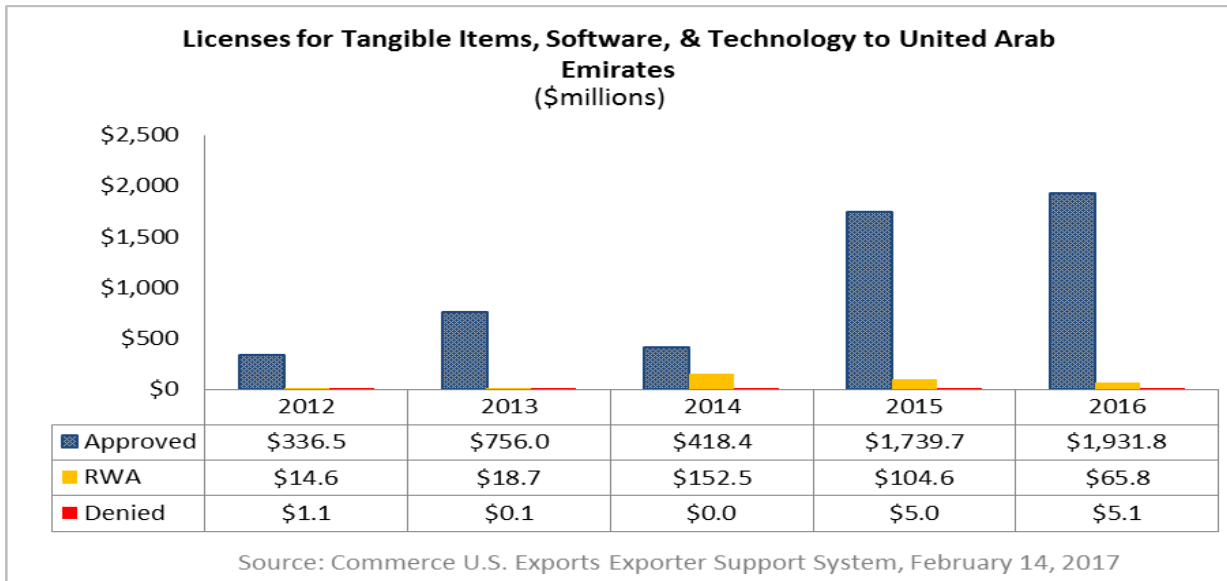
Source: Commerce U.S. Exports Exporter Support System, April 22, 2017



III. BIS Licensing to the United Arab Emirates

In 2016, BIS reviewed 896 export/re-export applications (not including deemed export applications) valued at \$2.0 million for UAE, out of a total of 33,195 applications worldwide valued at \$235.4 billion.

- Approved applications for UAE totaled 793 (88.5% of the total applications) for \$1.9 million, compared to the 28,214 (85.0%) approved applications for all destinations that totaled \$210.3 billion.



Note: Figures above do not include deemed export application