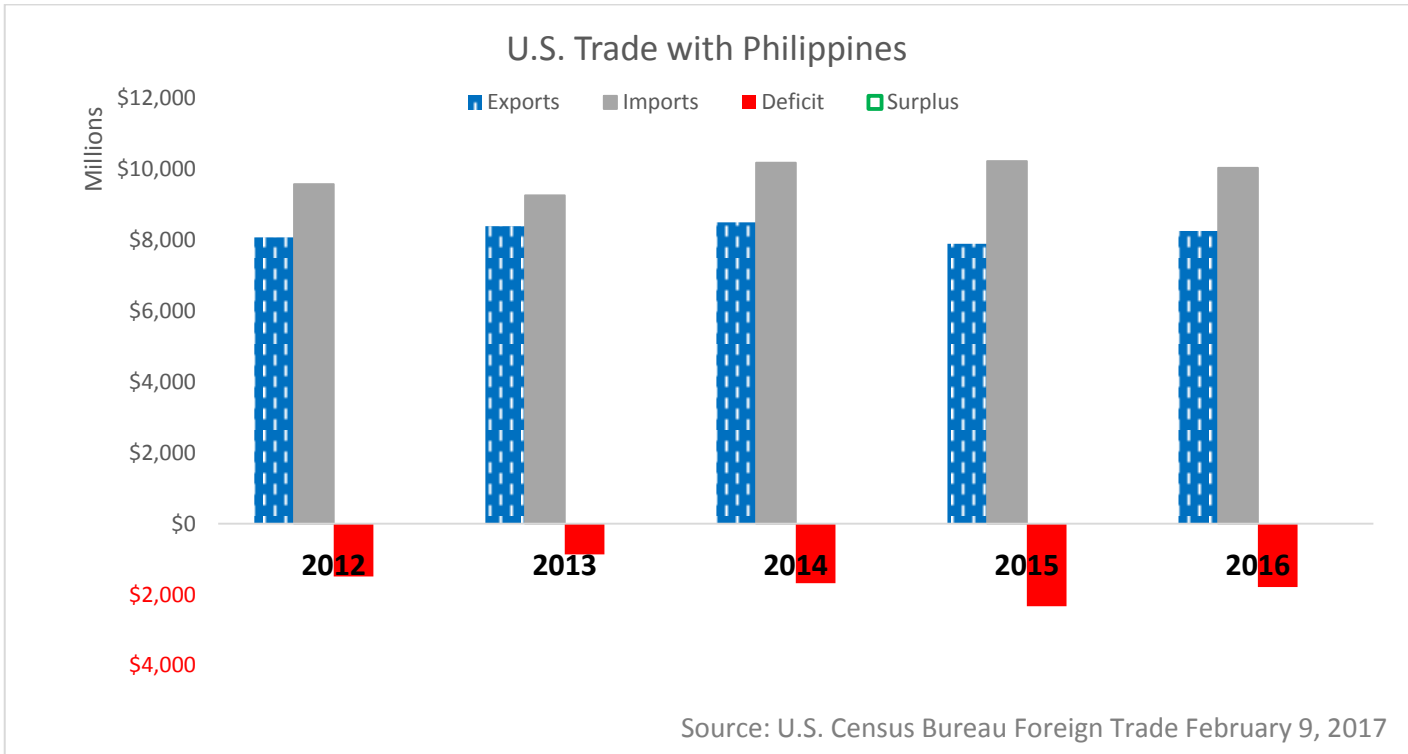




I. Total U.S. Trade with the Philippines

In 2016, U.S. exports to the Philippines totaled \$8.3 billion, a 4.5% (\$355.3 million) increase from 2015; U.S. imports from the Philippines totaled \$10.0 billion, a 1.8% (\$186.7 million) decrease; and the trade deficit was \$1.9 billion, a 23.3% (\$542.0 million) decrease from 2015.



	2012	2013	2014	2015	2016	Five-year Average
EXPORTS	\$8,087.4	\$8,403.4	\$8,507.3	\$7,907.9	\$8,263.2	
Δvalue	\$359.5	\$316.0	\$103.9	-\$599.4	\$355.3	\$8,226.5
Δpct	4.7%	3.9%	1.2%	-7.0%	4.5%	
IMPORTS	\$9,580.5	\$9,268.7	\$10,189.9	\$10,233.7	\$10,047.0	
Δvalue	\$435.6	-\$311.8	\$921.2	\$43.8	-\$186.7	\$9,818.2
Δpct	1.4%	-3.3%	9.9%	0.4%	-1.8%	
BALANCE	(\$1,493.1)	(\$865.3)	(\$1,682.5)	(\$2,325.8)	(\$1,783.8)	
Δvalue	(\$235.7)	\$627.8	(\$817.2)	(\$643.3)	\$542.0	(\$1,591.7)
Δpct	-16.6%	-42.0%	94.4%	38.2%	-23.3%	

Values in Millions of U.S. Dollars. Source: U.S. Census Bureau Foreign Trade February 9, 2017



Of the \$8.3 billion in U.S. exports to the Philippines in 2016, the top commodity sectors were Machinery and Mechanical Appliances (40.9%), Agriculture (31.9%) and Transportation (7.7%).

Of the \$10.0 billion in U.S. imports from the Philippines in 2016, the top commodity sectors were machinery and mechanical appliances (56.5%), agriculture (13.6%) and textiles and footwear (10.0%).

Imports from Philippines by Sector	U.S. Commodity Trade with Philippines for 2016	US exports to Philippines by Sector
\$10,046,983,296	Total Value All Commodities	\$8,263,166,728
13.6%	Agriculture (Chapters 01-24)	31.9%
0.2%	Minerals (Chapters 25-27)	0.4%
6.3%	Chemicals, Plastics, Leather (Chapters 28-43)	7.6%
0.8%	Wood Products (Chapters 44-49)	2.3%
10.0%	Textiles and Footwear (Chapters 50-67)	2.3%
0.5%	Stone, Glass, & Semiprecious Metals (Chapters 68-71)	0.4%
0.9%	Base Metals (Chapters 72-83)	1.6%
56.5%	Machinery (Chapter 84-85)	40.9%
1.0%	Transportation (Chapters 86-89)	7.7%
4.3%	Optical, Measuring, Medical or Other instruments (Chapters 90-92)	3.6%
0.5%	Arms and Ammunition (Chapter 93)	0.2%
3.1%	Miscellaneous Manufactured Items (Chapter 94-96)	0.7%
0.0%	Art & Antiques (Chapter 97)	0.0%
2.2%	Special Items (Chapters 98-99** imports only 98)	1.8%

Source: US Census Bureau, February 9, 2017



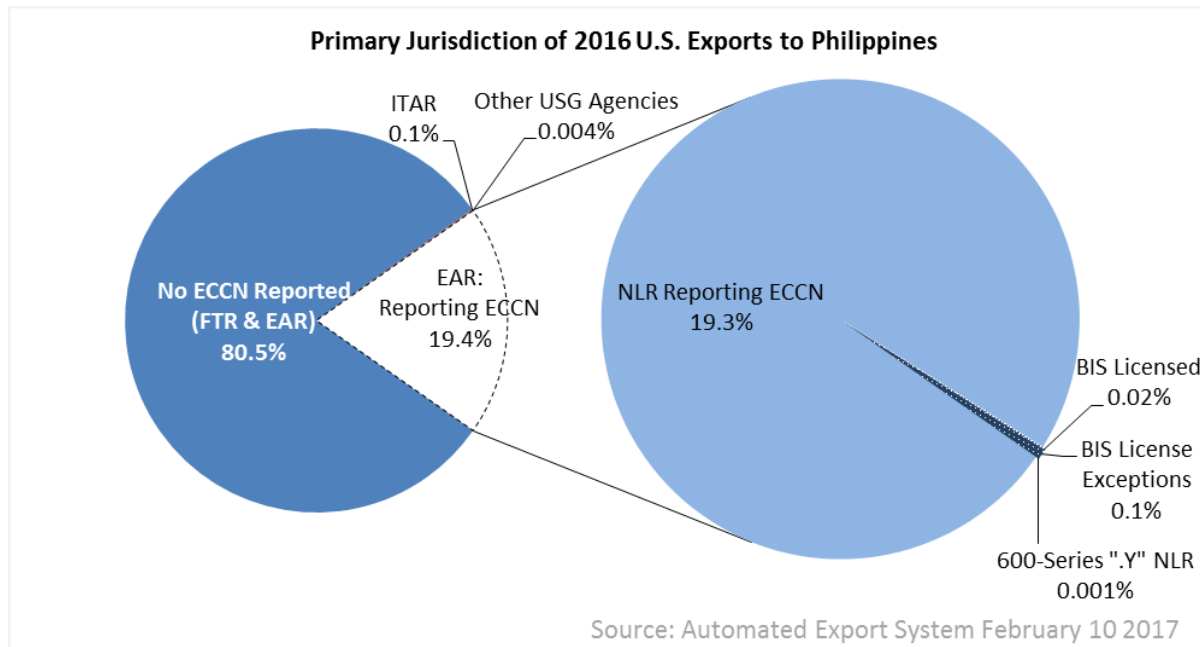
II. Exports to the Philippines subject to US Government Filing Requirements

Of the \$8.3 billion in U.S. exports to the Philippines in 2016:

- 0.15% were subject to a BIS license requirement
 - 0.02% were exported under a BIS license; Worldwide, 0.5% were exported under a BIS license.
 - 0.1% were exported under a BIS license exception; Worldwide, 1.6% were exported under a BIS license exception.
- 19.3% were exported under No License Required with an ECCN; Worldwide, 12.2% were exported under No License Required with an ECCN.

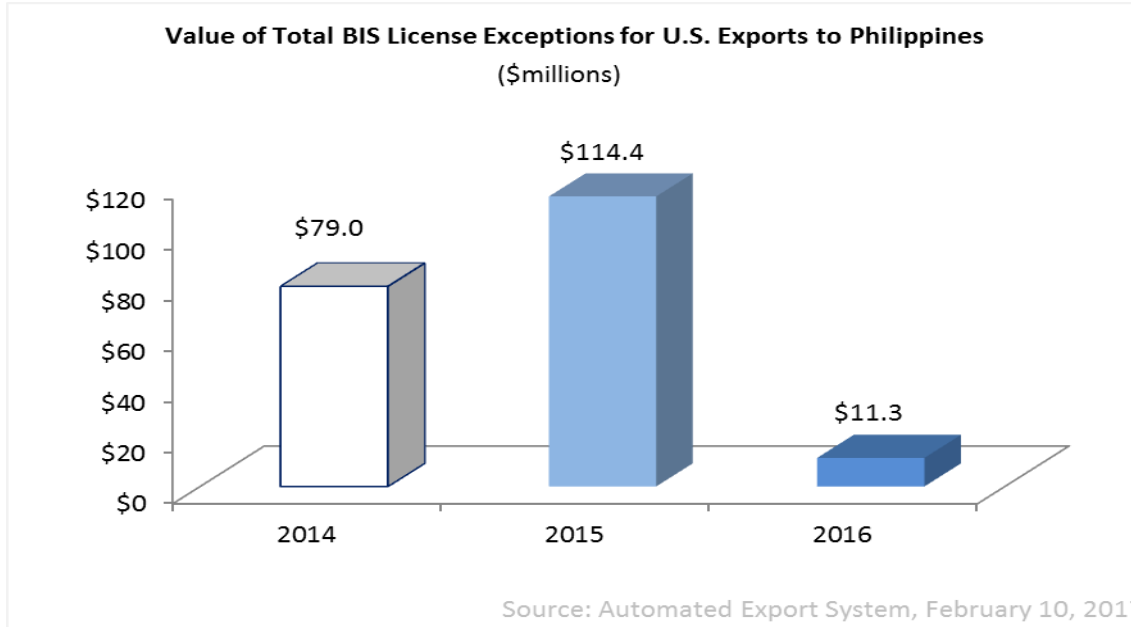
Exports to Philippines Subject to U.S. Government Filing Requirements				
		2014	2015	2016
	Department of State	\$96.9	\$103.9	\$8.7
	Other USG Agencies	\$1.6	\$1.4	\$0.3
	Department of Commerce	\$8,408.8	\$7,802.6	\$8,254.2
	BIS Licensed	\$41.0	\$10.1	\$1.5
	BIS License Exceptions	\$79.0	\$114.4	\$11.3
	NLR reporting an ECCN	\$847.4	\$888.1	\$1,593.0
	NLR not reporting an ECCN	\$7,441.3	\$6,789.9	\$6,648.4
	600-Series ".Y" Paragraph NLR	\$0.1	\$0.0	\$0.0

Values in Millions of U.S. Dollars. Source: Automated Export System February 10 2017

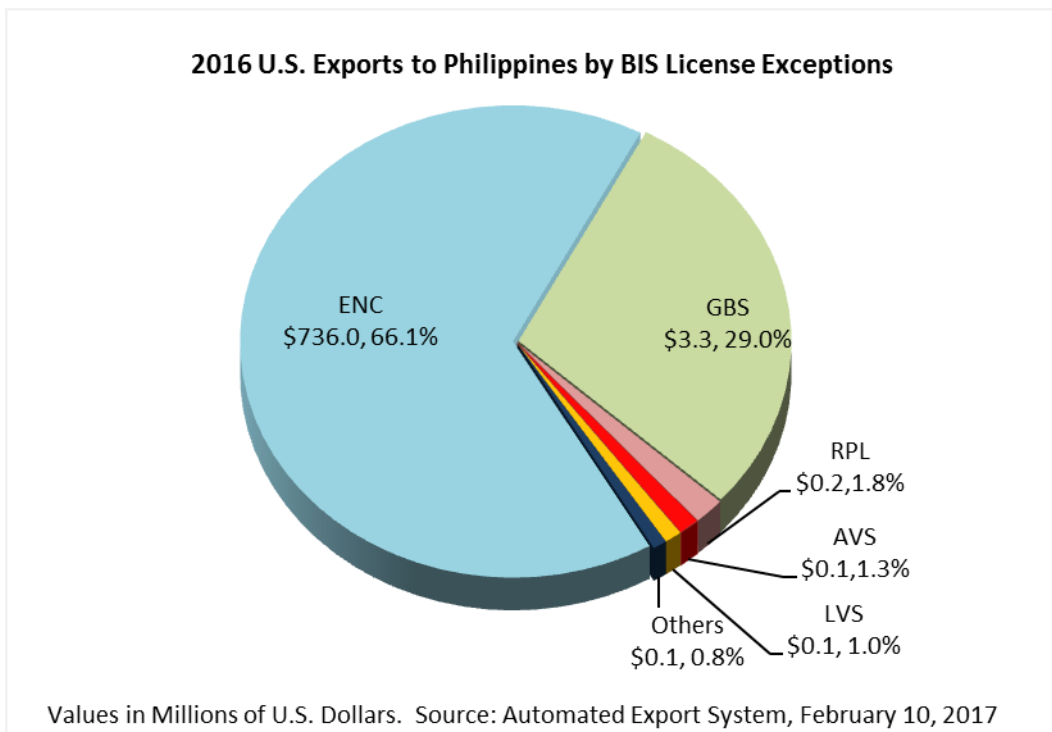




In 2016, U.S. exports to the Philippines shipped under a BIS license exception totaled \$11.3 million, a 90.1% (\$103.2 million) decrease from 2015.

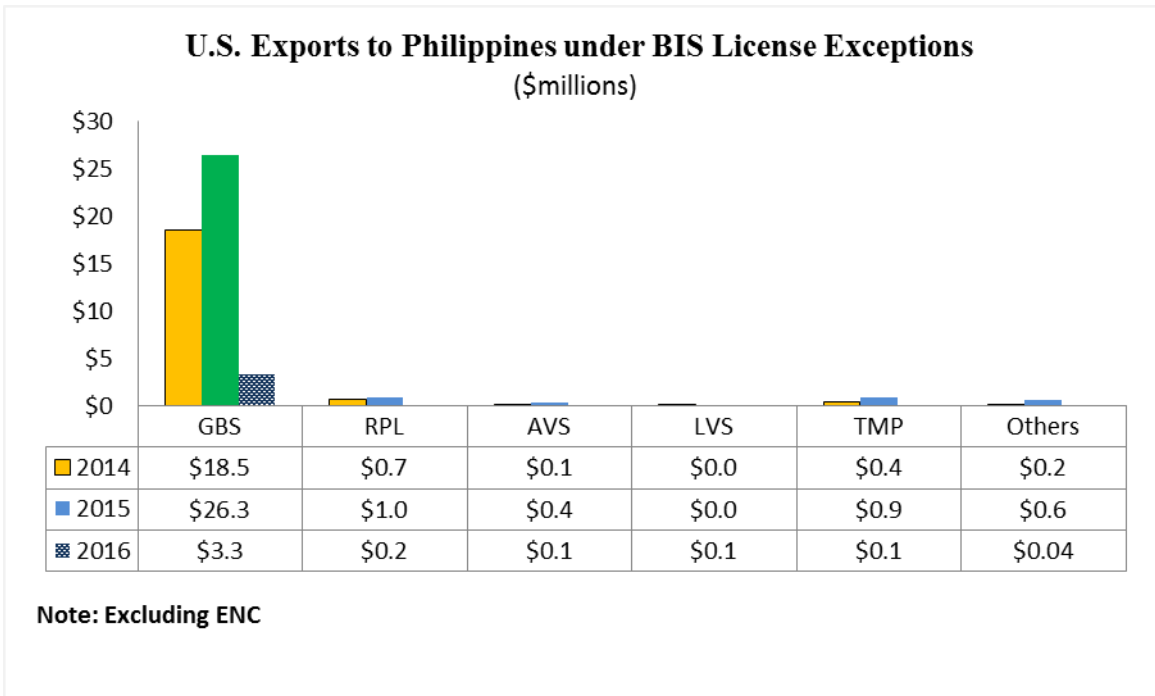
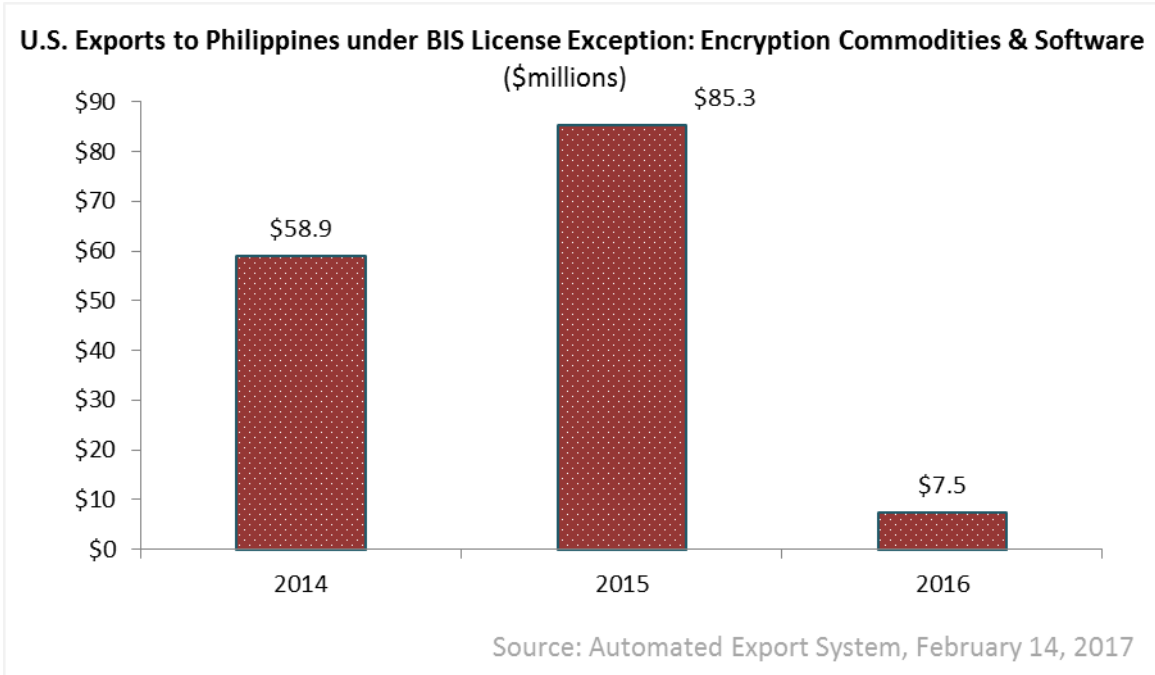


The top license exception Encryption commodities, Software and Technology (ENC) totaled \$736.0 million (67.0% of all license exceptions).





In 2016, U.S. exports to the Philippines under BIS License Exception Encryption Commodities and Software (ENC) decreased by 91.2% from \$85.3 million to \$7.5 million.





Analysis of Exports to the Philippines subject to U.S. Government Filing Requirements

Top Ten ECCNs by Value to Philippines (\$millions)	
LICENSED	#1 9A610 Military Aircraft and Related Commodities
	#2 1A004 Protective and Detection Equip.
	#3 7A103 Instrumentation, Navigation Equip./Systems Not
	#4 0A987 Optical Sighting Devices for Firearms
	#5 3A611 Military Electronics
	#6 2B350 Chemical Manufacturing Facilities and Equip.
	#7 1C010 Fibrous/Filamentary Materials used In Matrix Struc
	#8 0A606 Ground Vehicles and Related Commodities
	#9 9A991 Aircraft and Certain Gas Turbine Engines N.E.S.
	#10 6A003 Cameras

Top Ten ECCNs by Value to Philippines (\$millions)	
EXCEPTIONS	#1 5A002 Systems/Equip./Integrated Circuits for Info Sec
	#2 6C004 Optical Materials as Follows (See List of Items Controlled).
	#3 3A001 Electronic Devices/Components
	#4 1C006 Fluids and Lubricating Materials
	#5 EAR99 Items subject to the EAR that are not elsewhere controlled
	#6 BLANK No ECCN Reported
	#7 2B998 assemblies, Circuit Boards Or Inserts "Specially Designed" for Machine...
	#8 5A992 Information Security Equip.
	#9 7A103 Instrumentation, Navigation Equip./Systems Not
	#10 5D002 Software for Information Security

Top Ten ECCNs by Value to Philippines (\$millions)	
NLR with ECCN	#1 3A991 Electronic Devices and Components
	#2 9A991 Aircraft and Certain Gas Turbine Engines N.E.S.
	#3 3B992 Equip. for the Inspection/Testing of Components
	#4 5A991 Transmission Items Not W/I Parameters In 5A001
	#5 5A992 Information Security Equip.
	#6 3B991 Other Mfg/Test Equip. Not Controlled By 3B
	#7 4A994 Items Not Controlled By 4A001/4A002/4A003
	#8 1B999 Specific Processing Equip., N.E.S., as Follows (See List of Items Cont...
	#9 3A992 General Purpose Electronic Equip.
	#10 7A994 Other "Software" as Follows (See List of Items Controlled).



Top Ten ECCNs to Philippines by Shipment Count	
LICENSED	#1 9A610 Military Aircraft and Related Commodities
	#2 0A987 Optical Sighting Devices for Firearms
	#3 2B350 Chemical Manufacturing Facilities and Equip.
	#4 1C010 Fibrous/Filamentary Materials used In Matrix Struc
	#5 0A606 Ground Vehicles and Related Commodities
	#6 1A985 Fingerprinting Powders, Dyes, and Inks
	#7 3A981 Polygraphs/Fingerprint Analyzers/Cameras/Equip.
	#8 1C350 Chemicals, Precursors for toxic Chemical Agents
	#9 9A515 Spacecraft and Related Commodities
	#10 3A001 Electronic Devices/Components

Top Ten ECCNs to Philippines by Shipment Count	
EXCEPTIONS	#1 5A002 Systems/Equip./Integrated Circuits for Info Sec
	#2 3A001 Electronic Devices/Components
	#3 EAR99 Items subject to the EAR that are not elsewhere controlled
	#4 1C006 Fluids and Lubricating Materials
	#5 6C004 Optical Materials as Follows (See List of Items Controlled).
	#6 5D002 Software for Information Security
	#7 2B998 assemblies, Circuit Boards Or Inserts "Specially Designed" for Machine...
	#8 7A103 Instrumentation, Navigation Equip./Systems Not
	#9 4A003 "Digital Computers," "Electronic assemblies" and Related Equip. theref...
	#10 1A613 Armored and Protective Equip., Constructions, and Components

Top Ten ECCNs to Philippines by Shipment Count	
NLR with ECCN	#1 9A991 Aircraft and Certain Gas Turbine Engines N.E.S.
	#2 3A991 Electronic Devices and Components
	#3 3B992 Equip. for the Inspection/Testing of Components
	#4 5A991 Transmission Items Not W/I Parameters In 5A001
	#5 5A992 Information Security Equip.
	#6 4A994 Items Not Controlled By 4A001/4A002/4A003
	#7 3A992 General Purpose Electronic Equip.
	#8 7A994 Other "Software" as Follows (See List of Items Controlled).
	#9 3B991 Other Mfg/Test Equip. Not Controlled By 3B
	#10 2B999 Specific Processing Equip., N.E.S.



III. BIS Licensing to the Philippines

In 2016, BIS reviewed 267 export/re-export applications (not including deemed export applications) valued at \$238.1 million for UAE, out of a total of 33,195 applications worldwide valued at \$235.4 billion.

- Approved applications for the Philippines totaled 243 (91.0% of the total applications) for \$224,856 million, compared to the 28,214 (85.0%) approved applications for all destinations that totaled \$210.3 billion.

