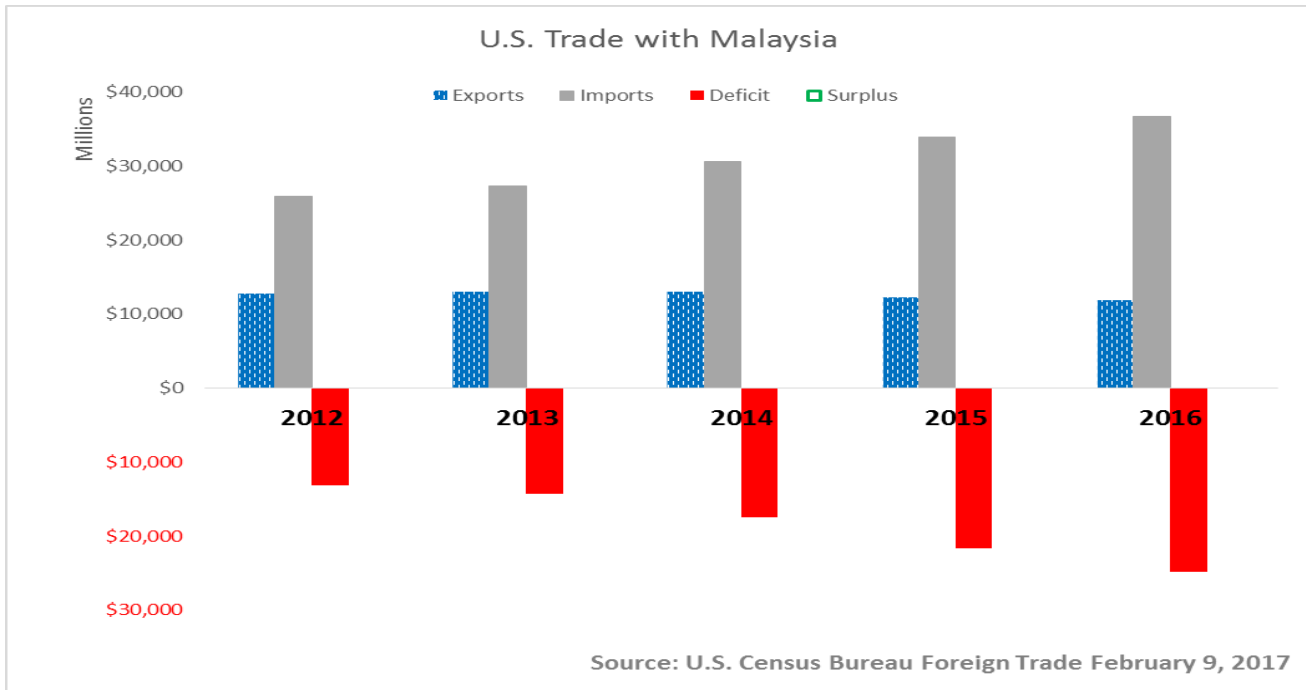




I. Total U.S. Trade with Malaysia

The U.S. trade deficit with Malaysia was \$24.8 billion, a 14.4% (\$3,126.9 million) increase from 2015:

- Exports to Malaysia were \$11.9 billion, a 3.3% (\$410.3 million) decrease from 2015;
- Imports from Malaysia were \$36.7 billion, an 8.0% (\$2,716.6 million) increase from 2015.



	2012	2013	2014	2015	2016	Five-year Average
EXPORTS	\$12,817.7	\$13,015.9	\$13,068.8	\$12,277.2	\$11,866.9	
Δvalue	-\$1,446.3	\$198.2	\$52.9	-\$791.6	-\$410.3	\$12,795
Δpct	-10.1%	1.5%	0.4%	-6.1%	-3.3%	
IMPORTS	\$25,934.8	\$27,288.7	\$30,563.9	\$33,970.7	\$36,687.3	
Δvalue	\$157.9	\$1,354.0	\$3,275.2	\$3,406.8	\$2,716.6	\$29,440
Δpct	5.9%	5.2%	12.0%	11.1%	8.0%	
BALANCE	(\$13,117.0)	(\$14,272.8)	(\$17,495.1)	(\$21,693.5)	(\$24,820.4)	
Δvalue	\$2,958.2	(\$1,155.8)	(\$3,222.3)	(\$4,198.3)	(\$3,126.9)	(\$16,644.6)
Δpct	25.7%	8.8%	22.6%	24.0%	14.4%	

Values in Millions of U.S. Dollars. Source: U.S. Census Bureau Foreign Trade February 9, 2017



Of the \$36.7 billion imports from Malaysia in 2016, the top commodities were:

- Machinery (77.1%), Chemicals, plastics, leather products (6.1%)

Of the \$11.9 billion exports to Malaysia in 2016, the top commodities were:

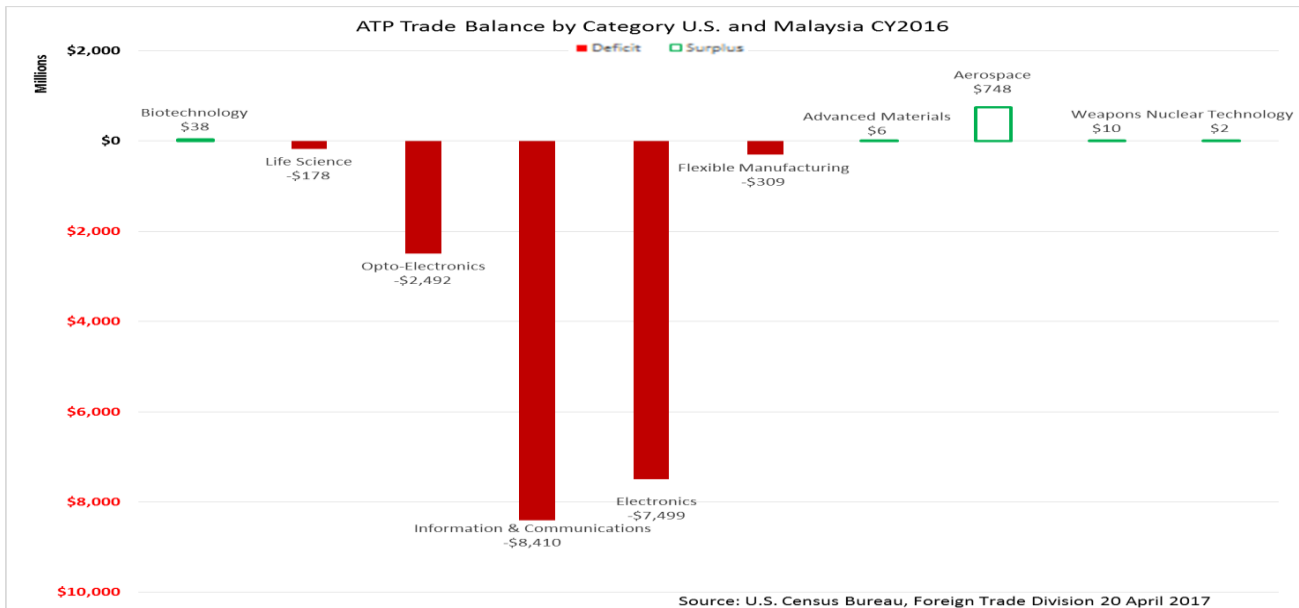
- Machinery (60.1%), Chemicals, plastics, leather products (9.1%)

Imports from Malaysia by Sector	U.S. Commodity Trade with Malaysia for 2016	US exports to Malaysia by Sector
\$36,687,292,963	Total Value All Commodities	\$11,866,918,175
2.2%	Agriculture (Chapters 01-24)	6.3%
0.6%	Minerals (Chapters 25-27)	1.7%
6.1%	Chemicals, Plastics, Leather (Chapters 28-43)	9.1%
0.6%	Wood Products (Chapters 44-49)	1.1%
1.3%	Textiles and Footwear (Chapters 50-67)	1.1%
0.3%	Stone, Glass, & Semiprecious Metals (Chapters 68-71)	1.2%
1.3%	Base Metals (Chapters 72-83)	2.9%
77.1%	Machinery (Chapter 84-85)	60.1%
0.6%	Transportation (Chapters 86-89)	7.9%
5.5%	Optical, Measuring, Medical or Other instruments (Chapters 90-92)	6.8%
0.0%	Arms and Ammunition (Chapter 93)	0.1%
2.6%	Miscellaneous Manufactured Items (Chapter 94-96)	0.4%
0.0%	Art & Antiques (Chapter 97)	0.0%
1.8%	Special Items (Chapters 98-99** imports only 98)	1.6%

Source: US Census Bureau, February 9, 2017

The U.S. Advanced Technology Products (ATP)¹ trade deficit was \$ 18.1 Billion:

- ATP Exports to Malaysia valued \$7.1 billion, a 2.2% (\$161 million) decrease from 2015;
- ATP imports from Malaysia were \$25.2 billion, a 14.8% (\$3,252 million) increase from 2015.



Source: U.S. Census Bureau, Foreign Trade Division 20 April 2017

¹ Advanced Technology Products : about 500 of some 22,000 commodity classification codes used in reporting U.S. merchandise trade are identified as "advanced technology" codes as determined by the Foreign Trade Division at the U.S. Census Bureau.



Exports to Malaysia subject to US Government Filing Requirements

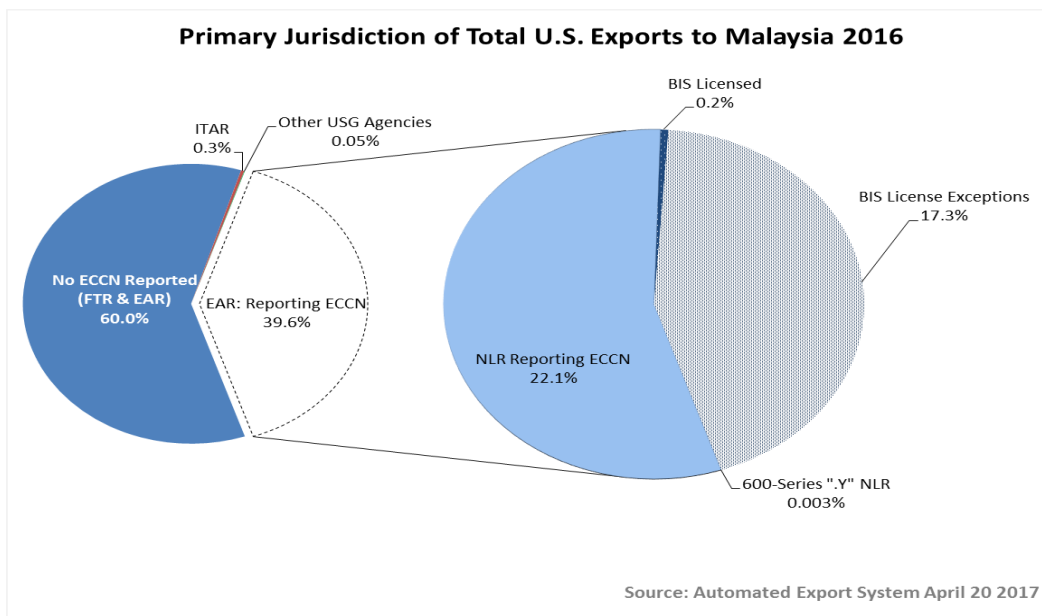
II. Exports to Malaysia subject to US Government Filing Requirements

- 17.5% of the U.S. exports to Malaysia in 2016 were subject to a BIS license requirement:
 - 0.2% were exported under a BIS license; Worldwide, 0.5% were exported under a BIS license.
 - 17.3% were exported to Malaysia under a BIS license exception; Worldwide, 1.6% were exported under a BIS exception.
- 22.1% of U.S. exports to Malaysia in 2016 were subject to No License Requirement. Worldwide, 12.2% were exported under No License Required with an ECCN.

	2014	2015	2016
Department of State	\$54.1	\$62.0	\$38.4
Other USG Agencies	\$9.4	\$6.8	\$5.6
Department of Commerce	\$13,005.3	\$12,208.4	\$11,822.9
BIS Licensed	\$31.5	\$38.3	\$28.4
BIS License Exceptions	\$2,133.0	\$2,375.4	\$2,056.9
NLR reporting an ECCN	\$2,861.4	\$2,350.4	\$2,619.3
NLR not reporting an ECCN	\$7,978.4	\$7,444.3	\$7,118.1
600-Series ".Y" Paragraph NLR	\$1.1	\$0.1	\$0.4

Values in Millions of U.S. Dollars. Source: Automated Export System April 20 2017

Reasons for Control	Chemical and Biological Weapons			Nuclear Nonproliferation		National Security		Missile Tech	Regional Stability		Firearms Convention	Crime Control			Anti-Terrorism	
	CB:1	CB:2	CB:3	NP:1	NP:2	NS:1	NS:2	MT:1	RS:1	RS:2	FC:1	CC:1	CC:2	CC:3	AT:1	AT:2
Malaysia	X	X		X		X	X	X	X	X		X		X		

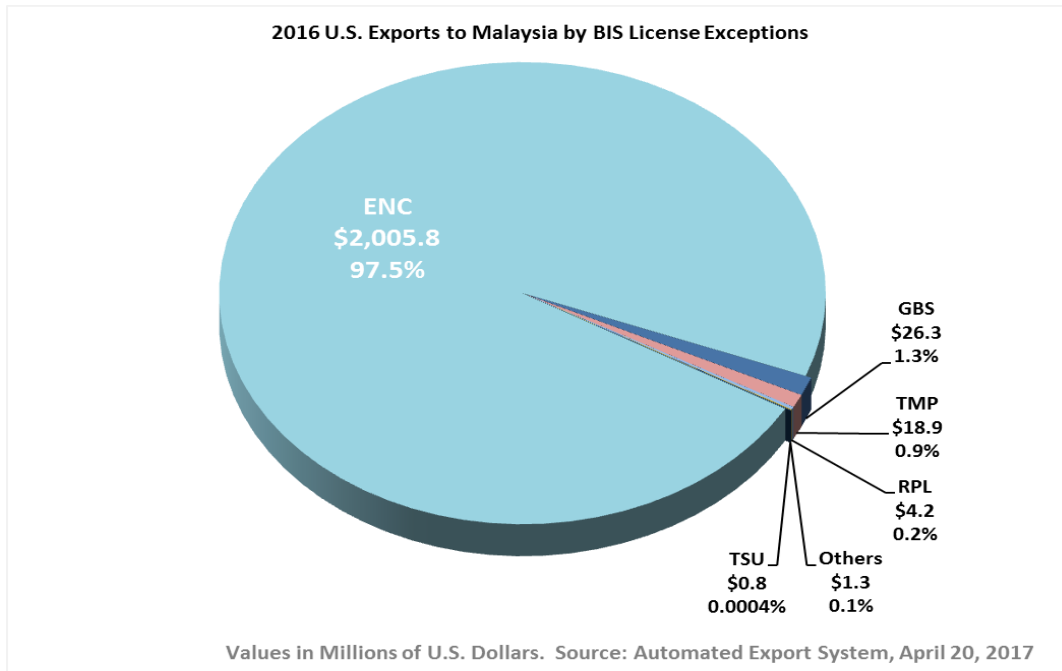
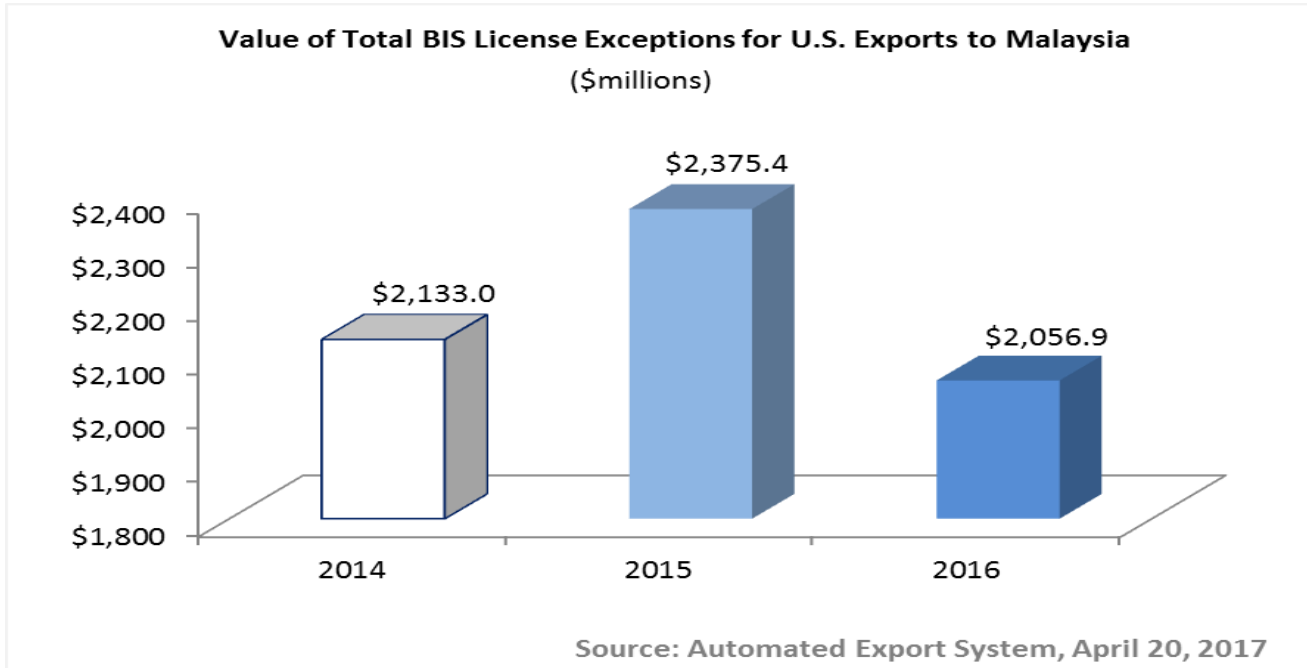




Exports to Malaysia subject to US Government Filing Requirements

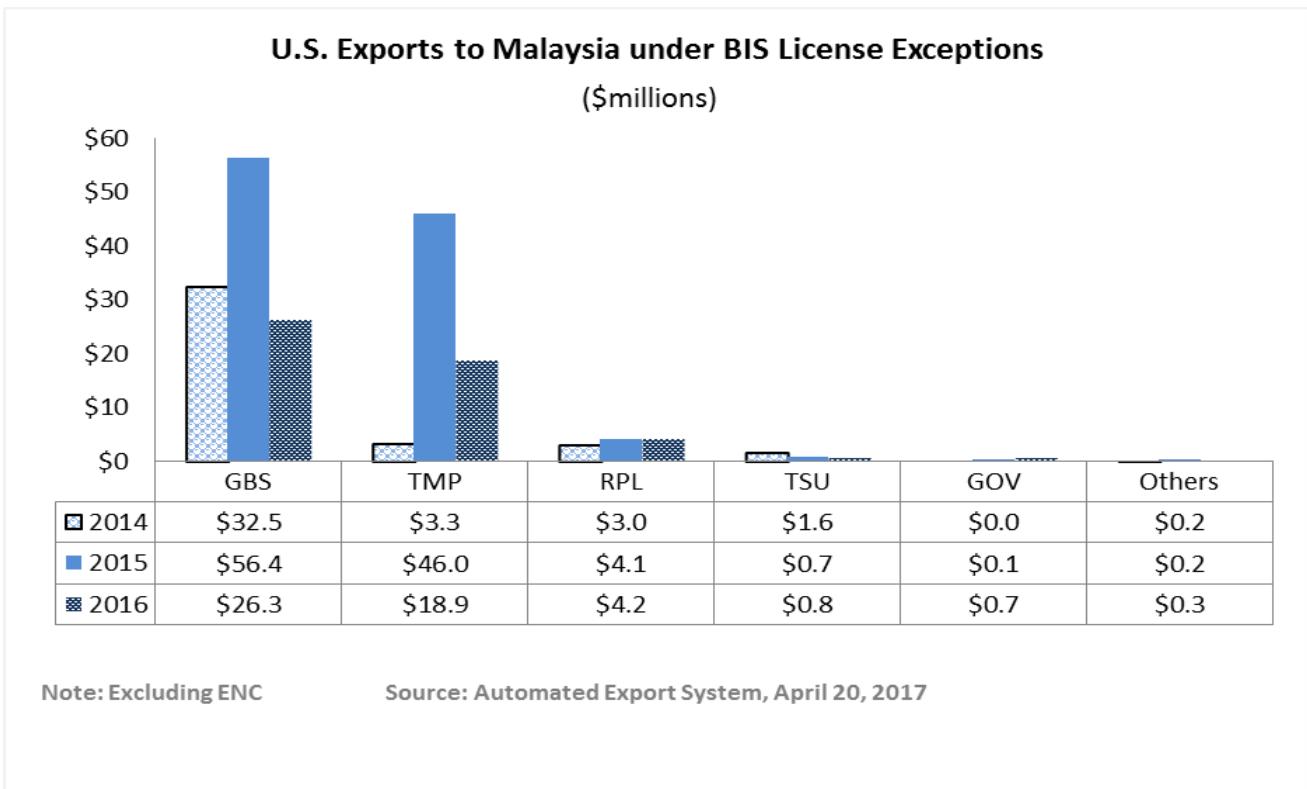
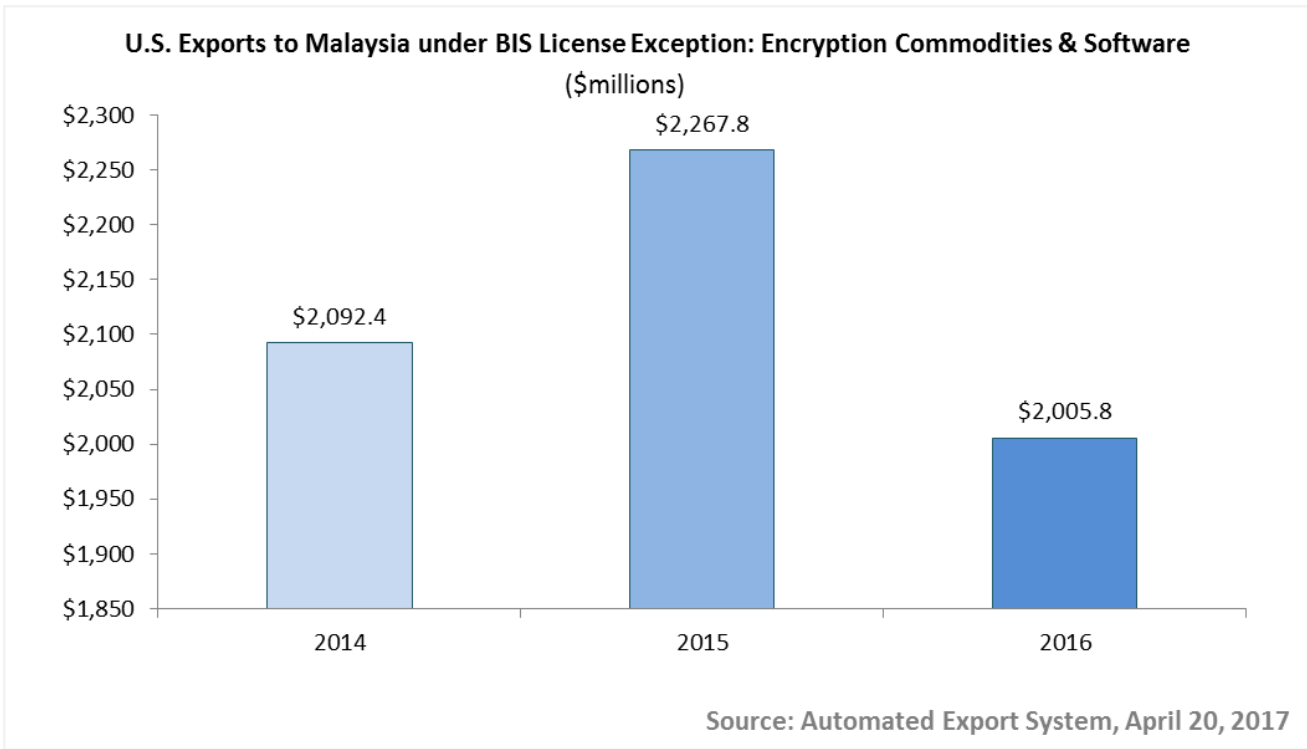
The value of U.S. exports shipped to Malaysia under a BIS license exception in 2016 was \$2,056.9 million, a 13.4% (\$318.5 million) decrease from 2015:

- 97.5% included Encryption Commodities and Software (ENC);
- 1.3% included Shipments to Group B Countries (GBS);





Exports to Malaysia subject to US Government Filing Requirements

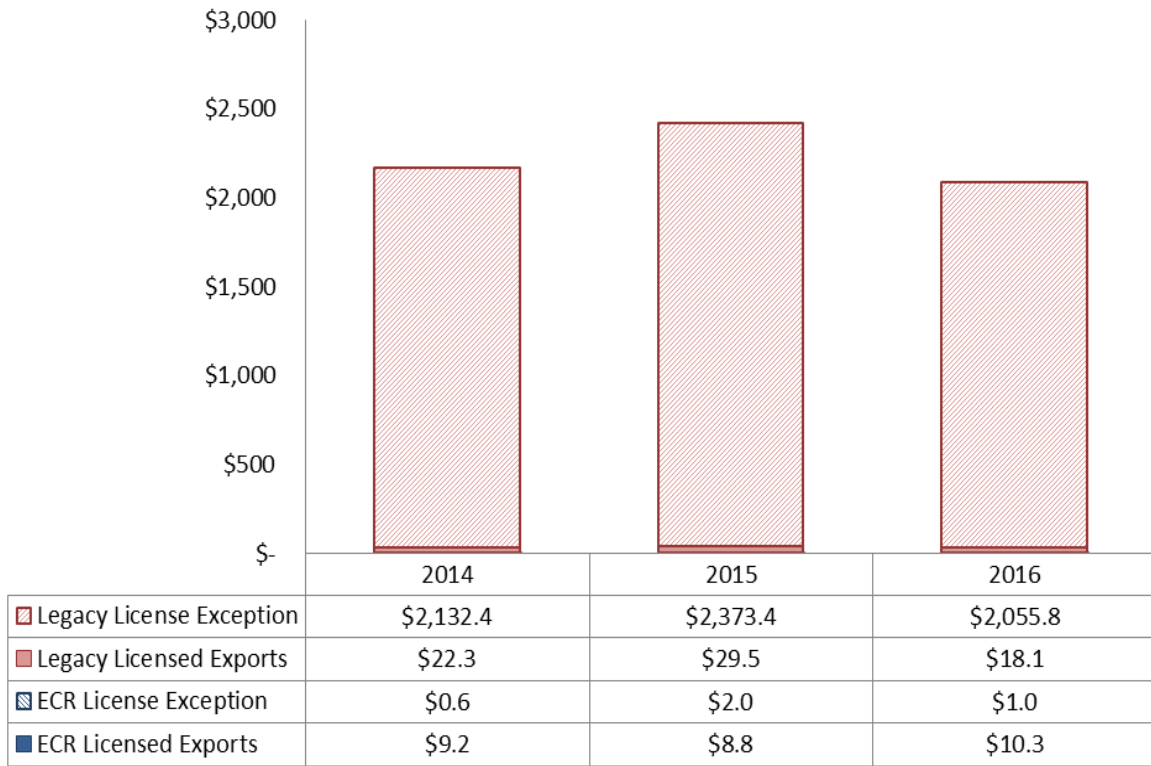




Exports to Malaysia subject to US Government Filing Requirements

U.S. Exports of Legacy and Export Control Reform Commodities Subject to a License Requirement to Malaysia

(\$millions)



Source: Automated Export System, April 20, 2017



Exports to Malaysia subject to US Government Filing Requirements

Top Ten ECCNs by Value to Malaysia (\$millions)	
LICENSED	#1 9A610 Military Aircraft and Related Commodities
	#2 3A001 Electronic Devices/Components
	#3 6A001 Acoustics
	#4 2B105 Chemical Vapor Deposition (Cvd) Furnaces, Other Than Those Controlled ...
	#5 3A002 General Purpose Electronic Equip.
	#6 2B350 Chemical Manufacturing Facilities and Equip.
	#7 1C350 Chemicals, Precursors for toxic Chemical Agents
	#8 5A002 Systems/Equip./Integrated Circuits for Info Sec
	#9 3A233 Mass Spectrometers
	#10 3A231 Neutron Generator Systems Including Tubes

Top Ten ECCNs by Value to Malaysia (\$millions)	
EXCEPTIONS	#1 5A002 Systems/Equip./Integrated Circuits for Info Sec
	#2 3A001 Electronic Devices/Components
	#3 3A002 General Purpose Electronic Equip.
	#4 9A001 Aero Gas Turbine Engines
	#5 3B001 Epitaxial Equip. for Semiconductors
	#6 5B002 Test/Inspection/Production Equip for Information S
	#7 1C006 Fluids and Lubricating Materials
	#8 EAR99 Items subject to the EAR that are not elsewhere controlled
	#9 7A103 Instrumentation, Navigation Equip./Systems Not
	#10 9A610 Military Aircraft and Related Commodities

Top Ten ECCNs by Value to Malaysia (\$millions)	
NLR with ECCN	#1 9A991 Aircraft and Certain Gas Turbine Engines N.E.S.
	#2 5A991 Transmission Items Not W/I Parameters In 5A001
	#3 3A991 Electronic Devices and Components
	#4 5A992 Information Security Equip.
	#5 3B992 Equip. for the Inspection/Testing of Components
	#6 3A992 General Purpose Electronic Equip.
	#7 4A994 Items Not Controlled By 4A001/4A002/4A003
	#8 7A994 Other "Software" as Follows (See List of Items Controlled).
	#9 3B991 Other Mfg/Test Equip. Not Controlled By 3B
	#10 2B999 Specific Processing Equip., N.E.S.



Exports to Malaysia subject to US Government Filing Requirements

Top Ten ECCNs to Malaysia by Shipment Count	
LICENSED	#1 9A610 Military Aircraft and Related Commodities
	#2 2B230 Pressure Transducers
	#3 2B350 Chemical Manufacturing Facilities and Equip.
	#4 3A001 Electronic Devices/Components
	#5 5A002 Systems/Equip./Integrated Circuits for Info Sec
	#6 9A619 Military Gas Turbine Engines and Related Commodities
	#7 EAR99 Items subject to the EAR that are not elsewhere controlled
	#8 1C350 Chemicals, Precursors for toxic Chemical Agents
	#9 2A983 Explosives Or Detonator Detection Equip.
	#10 1A985 Fingerprinting Powders, Dyes, and Inks

Top Ten ECCNs to Malaysia by Shipment Count	
EXCEPTIONS	#1 5A002 Systems/Equip./Integrated Circuits for Info Sec
	#2 3A001 Electronic Devices/Components
	#3 3B001 Epitaxial Equip. for Semiconductors
	#4 3A002 General Purpose Electronic Equip.
	#5 1C006 Fluids and Lubricating Materials
	#6 EAR99 Items subject to the EAR that are not elsewhere controlled
	#7 5D992 Software Not Controlled By 5D002
	#8 9A610 Military Aircraft and Related Commodities
	#9 5D002 Software for Information Security
	#10 2B006 Dimensional Inspection/Measuring Systems Or Equipm

Top Ten ECCNs to Malaysia by Shipment Count	
NLR with ECCN	#1 9A991 Aircraft and Certain Gas Turbine Engines N.E.S.
	#2 5A991 Transmission Items Not W/I Parameters In 5A001
	#3 3A991 Electronic Devices and Components
	#4 5A992 Information Security Equip.
	#5 3A992 General Purpose Electronic Equip.
	#6 7A994 Other "Software" as Follows (See List of Items Controlled).
	#7 3B992 Equip. for the Inspection/Testing of Components
	#8 3B991 Other Mfg/Test Equip. Not Controlled By 3B
	#9 4A994 Items Not Controlled By 4A001/4A002/4A003
	#10 3A292 Oscilloscopes and Transient Recorders (Expired -Will Change to 3D991 2...

Source: Commerce of U.S. Exports Exporter Support System, April 20, 2017

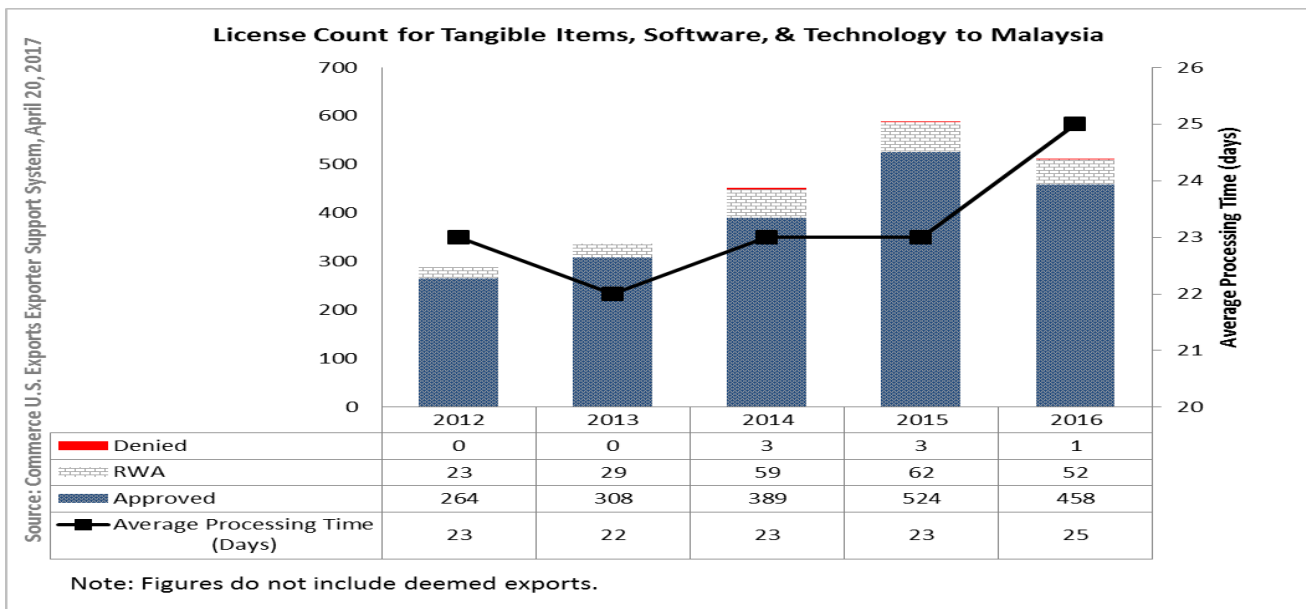
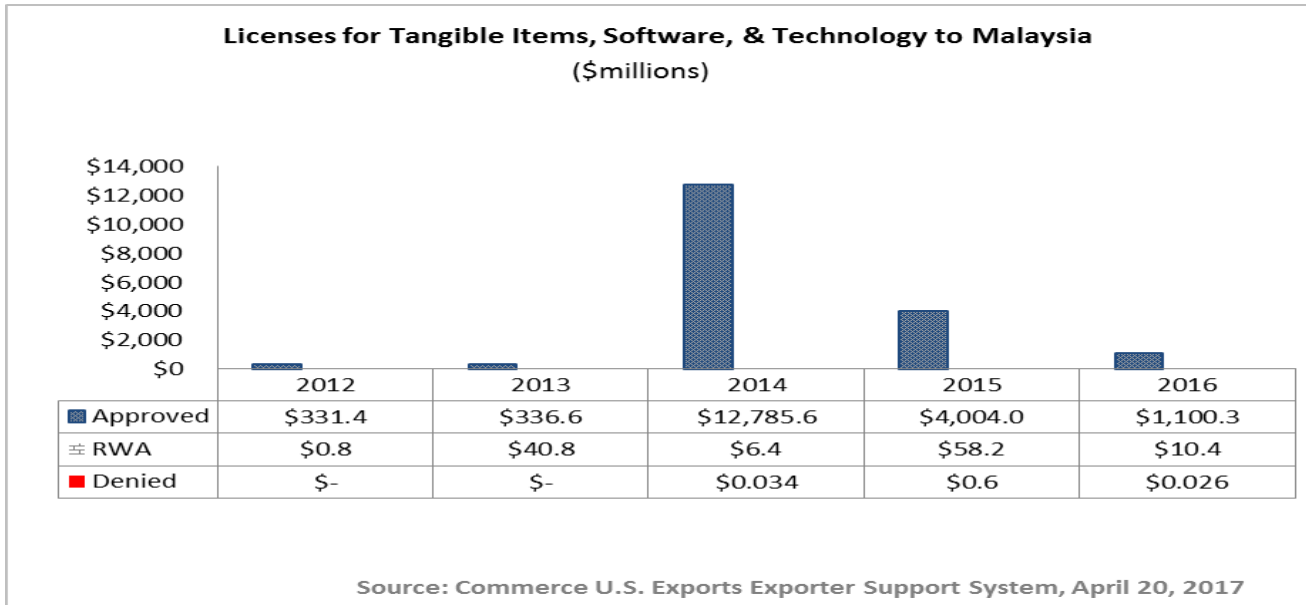


BIS Licensing to Malaysia

III. Licensing to the Malaysia subject to US Government Filing Requirements

In 2016, BIS reviewed 511 export/re-export applications (not including deemed export applications) valued at \$11.0 billion for Malaysia, out of a total 33,195 applications worldwide valued at \$235.4 billion.

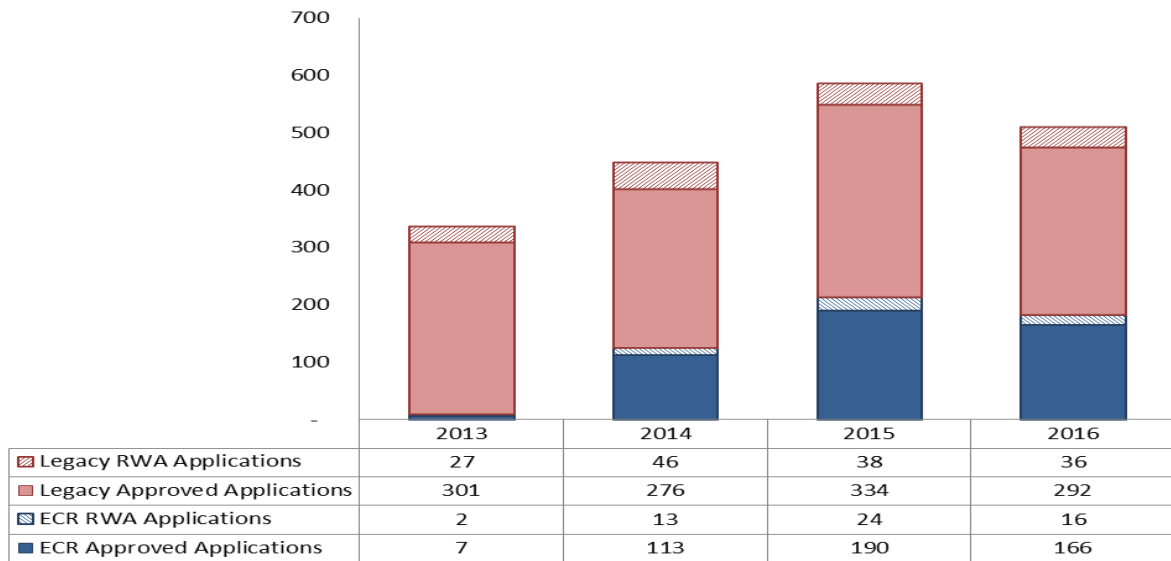
- Approved applications for Malaysia totaled 458 (89.6%), compared with the 28,214 (85.0%) approved applications for all destinations that totaled \$210.3 billion.





BIS Licensing to Malaysia

Numerical Comparison of 600-series and Legacy ECCN Applications for Malaysia



Source: Commerce U.S. Exports Exporter Support System, April 20, 2017