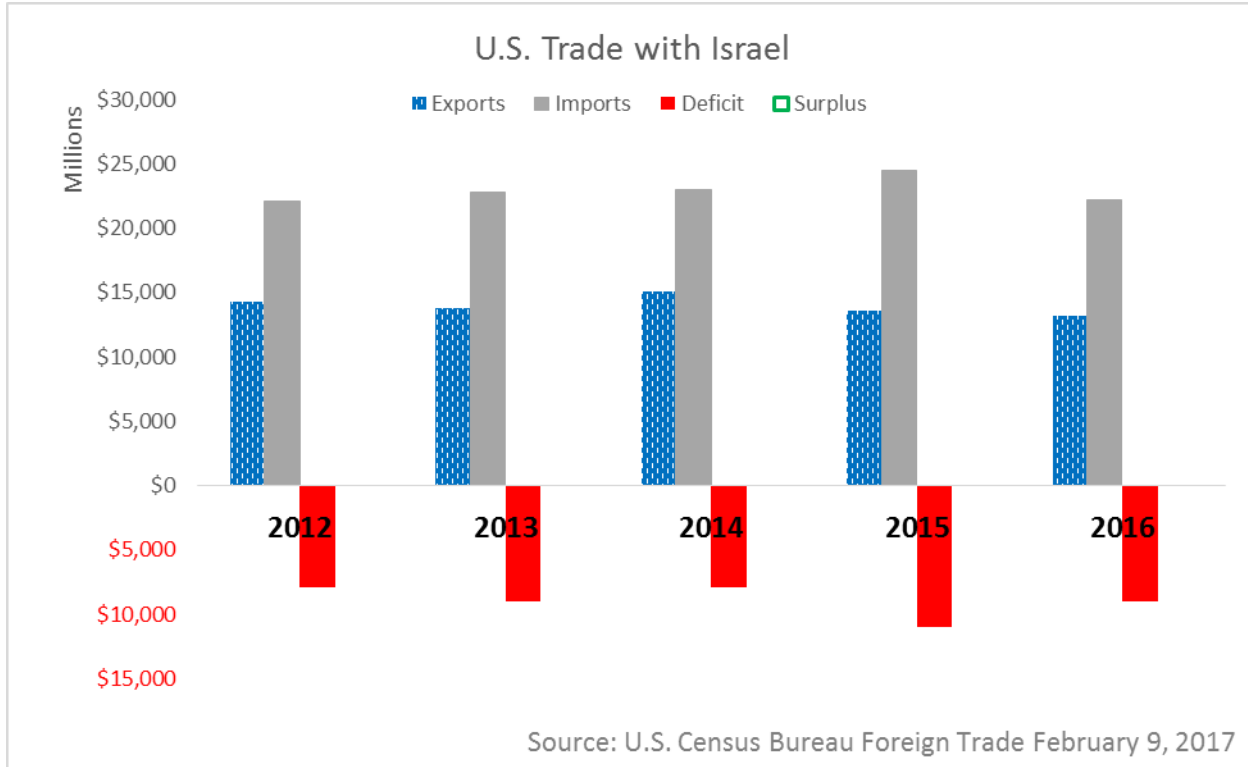




I. Total U.S. Trade with Israel

In 2016, U.S. exports to Israel totaled \$13.2 billion, a 2.5% (\$341.6 million) decrease from 2015; U.S. imports from Israel totaled \$22.2 billion, a 9.3% (\$2.3 billion) decrease; and the trade deficit was \$9.0 billion, a 17.6% (\$1.9 billion) decrease in the deficit from 2015.



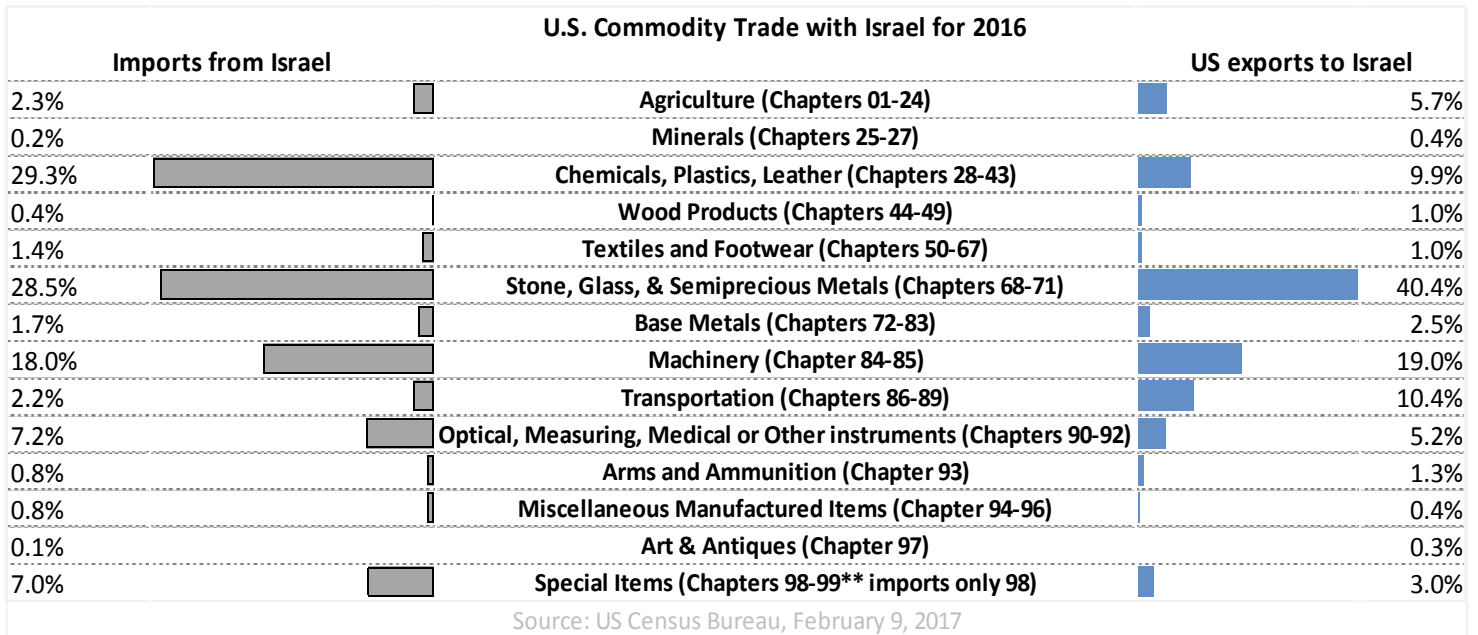
	2012	2013	2014	2015	2016	Five-year Average
EXPORTS	\$14,273.5	\$13,743.7	\$15,065.3	\$13,538.7	\$13,197.1	
Δvalue	\$311.9	-\$529.8	\$1,321.6	-\$1,526.6	-\$341.6	\$14,155.3
Δpct	2.2%	-3.7%	9.6%	-10.1%	-2.5%	
IMPORTS	\$22,131.1	\$22,783.3	\$23,007.0	\$24,477.0	\$22,206.4	
Δvalue	-\$915.5	\$652.2	\$223.7	\$1,470.0	-\$2,270.6	\$23,099.6
Δpct	-1.1%	2.9%	1.0%	6.4%	-9.3%	
BALANCE	(\$7,857.6)	(\$9,039.6)	(\$7,941.7)	(\$10,938.3)	(\$9,009.4)	
Δvalue	(\$575.2)	(\$1,182.0)	\$1,097.9	(\$2,996.6)	\$1,929.0	(\$8,944.3)
Δpct	-6.3%	15.0%	-12.1%	37.7%	-17.6%	

Values in Millions of U.S. Dollars. Source: U.S. Census Bureau Foreign Trade February 9, 2017



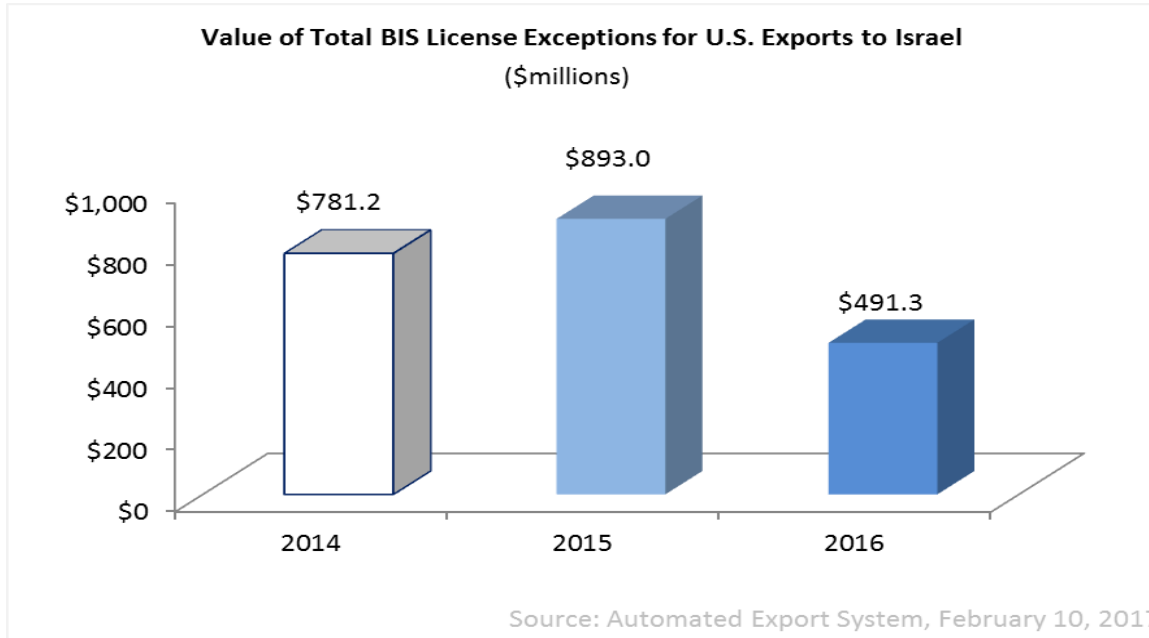
Of the \$13.2 billion in U.S. exports to Israel in 2016, the top commodity sectors were Stone, Glass & Semiprecious Metals (40.4%), Machinery equipment (19.0%) and Transportation (10.4%).

Of the \$22.2 billion in U.S. imports from Israel in 2016, the top commodity sectors were Stone, Glass & Semiprecious Metals (28.5%) and Chemicals, Plastics, Leather (29.3%).

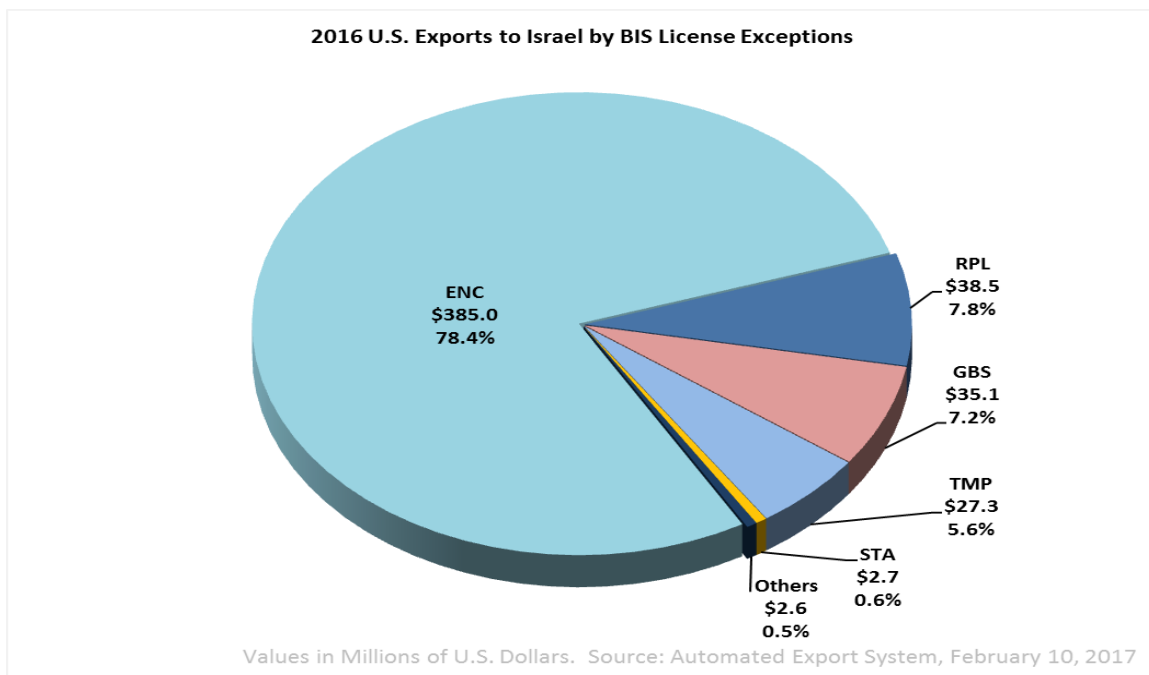





In 2016, U.S. exports to Israel shipped under a BIS license exception totaled \$491.3 million, a 45.0% (\$401.7 million) decrease from 2015

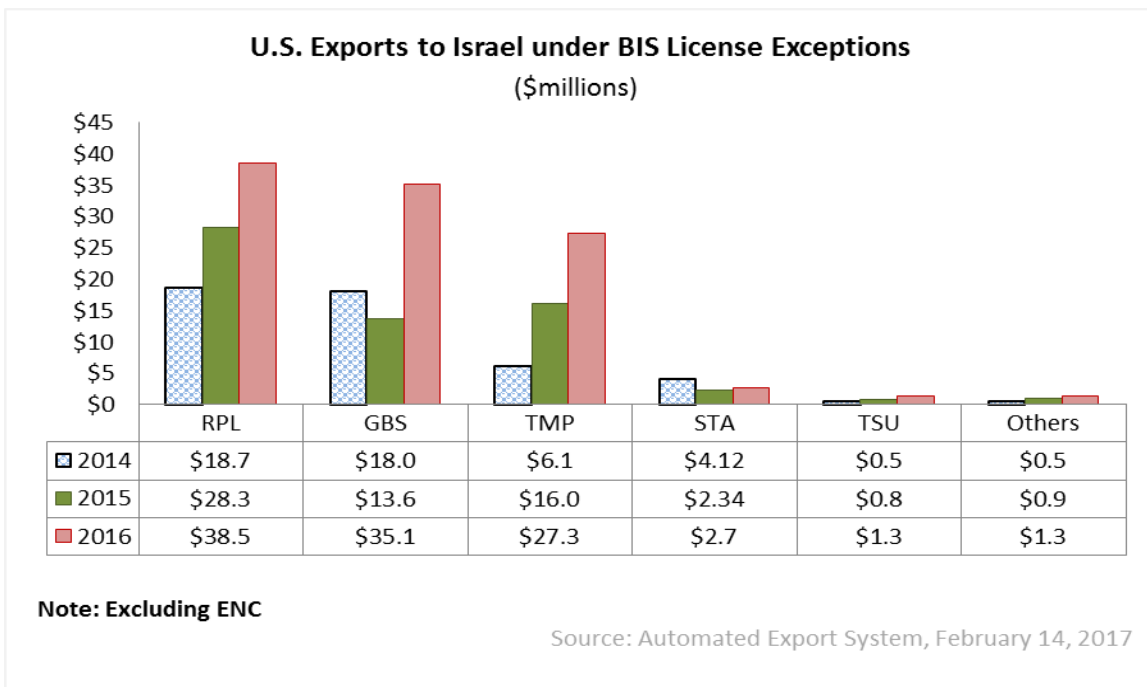


The top license exception Encryption commodities, Software and Technology (ENC) totaled \$385.0 million (78.4% of all license exceptions).





In 2016, U.S. exports to Israel under BIS License Exception Group B Countries (GBS) increased by 58.1% from \$13.6 million to \$35.1 million.





Top Ten ECCNs by Value to Israel (\$millions)	
LICENSED	#1 9A610 Military Aircraft and Related Commodities
	#2 9A619 Military Gas Turbine Engines and Related Commodities
	#3 5A002 Systems/Equip./Integrated Circuits for Info Sec
	#4 0A606 Ground Vehicles and Related Commodities
	#5 9A001 Aero Gas Turbine Engines
	#6 3A611 Military Electronics
	#7 1C202 Aluminum and Titanium Alloys In the form of Tubes/
	#8 3B001 Epitaxial Equip. for Semiconductors
	#9 0A604 Commodities Related to Military Explosive Devices and Charges
	#10 9A604 Commodities Related to Launch Vehicles, Missiles, Rockets, torpedoes, ...

Top Ten ECCNs by Value to Israel (\$millions)	
EXCEPTIONS	#1 5A002 Systems/Equip./Integrated Circuits for Info Sec
	#2 3B001 Epitaxial Equip. for Semiconductors
	#3 9A610 Military Aircraft and Related Commodities
	#4 9A619 Military Gas Turbine Engines and Related Commodities
	#5 5B002 Test/Inspection/Production Equip for Information S
	#6 9A991 Aircraft and Certain Gas Turbine Engines N.E.S.
	#7 7A994 Other "Software" as Follows (See List of Items Controlled).
	#8 3A001 Electronic Devices/Components
	#9 BLANK No ECCN Reported
	#10 5D002 Software for Information Security

Top Ten ECCNs by Value to Israel (\$millions)	
NLR with ECCN	#1 5A992 Information Security Equip.
	#2 9A991 Aircraft and Certain Gas Turbine Engines N.E.S.
	#3 3B991 Other Mfg/Test Equip. Not Controlled By 3B
	#4 5A991 Transmission Items Not W/I Parameters In 5A001
	#5 3B992 Equip. for the Inspection/Testing of Components
	#6 4A994 Items Not Controlled By 4A001/4A002/4A003
	#7 3A991 Electronic Devices and Components
	#8 2B999 Specific Processing Equip., N.E.S.
	#9 7A994 Other "Software" as Follows (See List of Items Controlled).
	#10 3A992 General Purpose Electronic Equip.



Top Ten ECCNs to Israel by Shipment Count	
LICENSED	#1 9A610 Military Aircraft and Related Commodities
	#2 9A619 Military Gas Turbine Engines and Related Commodities
	#3 0A606 Ground Vehicles and Related Commodities
	#4 2B350 Chemical Manufacturing Facilities and Equip.
	#5 3A611 Military Electronics
	#6 5A002 Systems/Equip./Integrated Circuits for Info Sec
	#7 9A604 Commodities Related to Launch Vehicles, Missiles, Rockets, torpedoes, ...
	#8 2B230 Pressure Transducers
	#9 1C202 Aluminum and Titanium Alloys In the form of Tubes/
	#10 3A981 Polygraphs/Fingerprint Analyzers/Cameras/Equip.

Top Ten ECCNs to Israel by Shipment Count	
EXCEPTIONS	#1 5A002 Systems/Equip./Integrated Circuits for Info Sec
	#2 9A610 Military Aircraft and Related Commodities
	#3 9A619 Military Gas Turbine Engines and Related Commodities
	#4 9A991 Aircraft and Certain Gas Turbine Engines N.E.S.
	#5 3B001 Epitaxial Equip. for Semiconductors
	#6 7A994 Other "Software" as Follows (See List of Items Controlled).
	#7 3A001 Electronic Devices/Components
	#8 5B002 Test/Inspection/Production Equip for Information S
	#9 5D002 Software for Information Security
	#10 BLANK No ECCN Reported

Top Ten ECCNs to Israel by Shipment Count	
NLR with ECCN	#1 9A991 Aircraft and Certain Gas Turbine Engines N.E.S.
	#2 5A992 Information Security Equip.
	#3 5A991 Transmission Items Not W/I Parameters In 5A001
	#4 3B991 Other Mfg/Test Equip. Not Controlled By 3B
	#5 4A994 Items Not Controlled By 4A001/4A002/4A003
	#6 3A991 Electronic Devices and Components
	#7 3B992 Equip. for the Inspection/Testing of Components
	#8 7A994 Other "Software" as Follows (See List of Items Controlled).
	#9 3A992 General Purpose Electronic Equip.
	#10 2B999 Specific Processing Equip., N.E.S.

Source: Commerce U.S. Exports Exporter Support System, April 20, 2017



III. Licensing to Israel subject to US Government Filing Requirements

In 2016, BIS reviewed 1,224 export/re-export applications (not including deemed export applications) valued at \$2.7 billion for Israel, out of a total of 33,195 applications worldwide valued at \$235.4 billion.

- Approved applications for Israel totaled 1,051 (85.9% of the total applications) for \$2.6 billion, compared to the 28,214 (85.0%) approved applications for all destinations that totaled \$210.3 billion.

