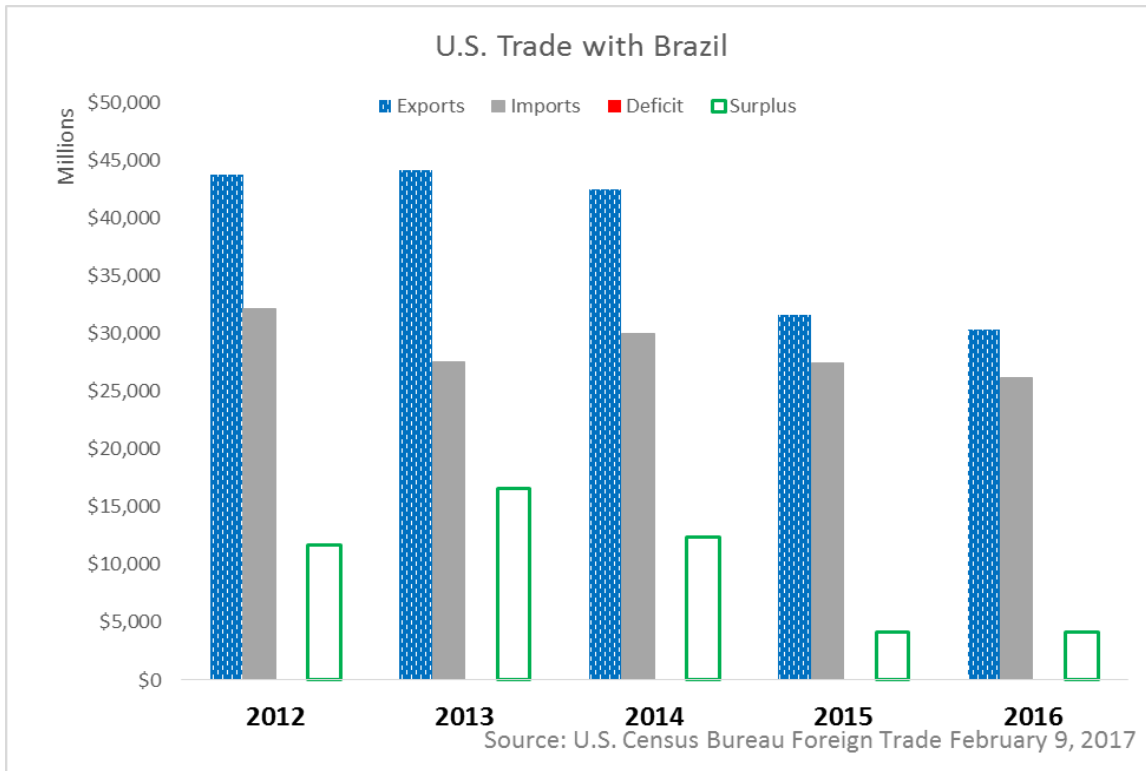




I. Total U.S. Trade with Brazil

In 2016, U.S. exports to Brazil totaled \$30.3 billion, a 4.3% (\$1.4 billion) decrease from 2015; U.S. imports from Brazil totaled \$26.2 billion, a 4.7% (\$1.3 billion) decrease; and the trade surplus was \$4.1 billion, a 1.5% (\$61.0 million) decrease.



	2012	2013	2014	2015	2016	Five-year Average
EXPORTS	\$43,771.3	\$44,105.5	\$42,434.4	\$31,650.6	\$30,297.1	
Δvalue	\$752.4	\$334.2	-\$1,671.1	-\$10,783.8	-\$1,353.5	\$40,490.5
Δpct	1.7%	0.8%	-3.8%	-25.4%	-4.3%	
IMPORTS	\$32,123.4	\$27,541.2	\$30,021.0	\$27,468.2	\$26,175.7	
Δvalue	\$386.9	-\$4,582.2	\$2,479.8	-\$2,552.8	-\$1,292.6	\$29,288.5
Δpct	-13.2%	-14.3%	9.0%	-8.5%	-4.7%	
BALANCE	\$11,647.9	\$16,564.3	\$12,413.4	\$4,182.4	\$4,121.4	
Δvalue	(\$4,947.8)	\$4,916.4	(\$4,150.9)	(\$8,231.0)	(\$61.0)	\$11,202.0
Δpct	43.9%	42.2%	-25.1%	-66.3%	-1.5%	

Values in Millions of U.S. Dollars. Source: U.S. Census Bureau Foreign Trade February 9, 2017



Of the \$30.3 billion in U.S. exports to Brazil in 2016, the top commodity sectors were chemicals, plastics, and leather (24.9%), as well as machinery and mechanical appliances (22.0%) and transportation equipment (19.1%).

Of the \$26.2 billion in U.S. imports from Brazil in 2016, the top commodity sectors were transportation equipment (15.3%), agricultural goods (13.9%), and special items (13.8%).

Imports from Brazil by Sector	U.S. Commodity Trade with Brazil for 2016	US exports to Brazil by Sector
\$26,175,663,296	Total Value All Commodities	\$30,297,083,423
13.85%	Agriculture (Chapters 01-24)	4.04%
11.53%	Minerals (Chapters 25-27)	16.69%
8.96%	Chemicals, Plastics, Leather (Chapters 28-43)	24.86%
8.33%	Wood Products (Chapters 44-49)	1.11%
1.36%	Textiles and Footwear (Chapters 50-67)	1.11%
6.53%	Stone, Glass, & Semiprecious Metals (Chapters 68-71)	0.66%
10.11%	Base Metals (Chapters 72-83)	2.50%
7.96%	Machinery (Chapter 84-85)	22.04%
15.33%	Transportation (Chapters 86-89)	19.05%
0.45%	Optical, Measuring, Medical or Other instruments (Chapters 90-92)	5.49%
0.57%	Arms and Ammunition (Chapter 93)	0.02%
0.84%	Miscellaneous Manufactured Items (Chapter 94-96)	0.50%
0.36%	Art & Antiques (Chapter 97)	0.49%
13.82%	Special Items (Chapters 98-99** imports only 98)	1.87%

Source: US Census Bureau, February 9, 2017



II. Exports to Brazil subject to US Government Filing Requirements

Of the \$30.3 billion in U.S. exports to Brazil in 2016:

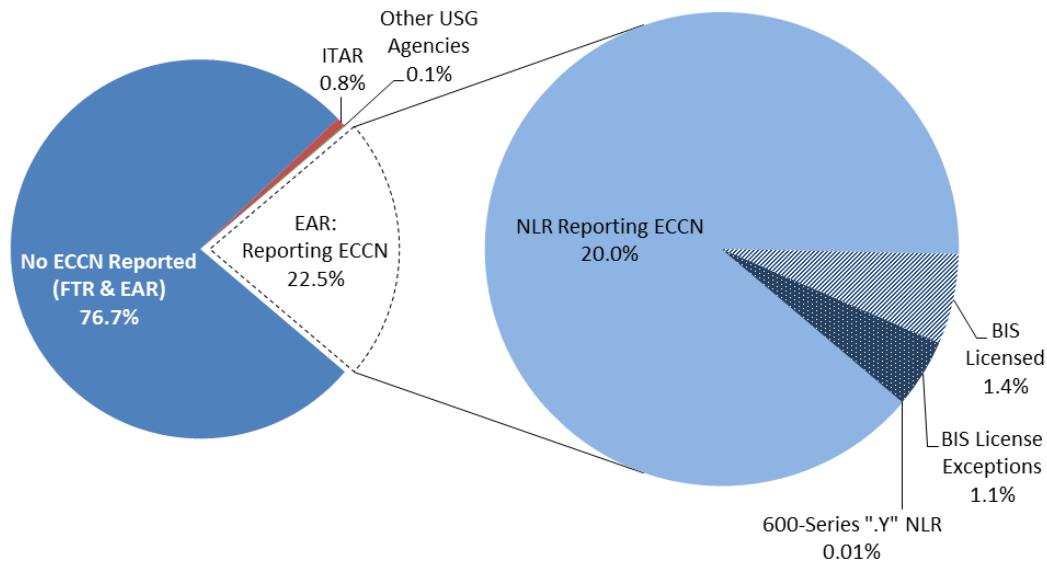
- 2.5% were subject to a BIS license requirement
 - 1.4% were exported under a BIS license; Worldwide, 0.5% were exported under a BIS license.
 - 1.1% were exported under a BIS license exception; Worldwide, 1.6% were exported under a BIS license exception.
- 20.0% were exported under No License Required with an ECCN; Worldwide, 12.2% were exported under No License Required with an ECCN.

Exports to Brazil Subject to U.S. Government Filing Requirements

	2014	2015	2016
Department of State	\$181.4	\$183.3	\$245.0
Other USG Agencies	\$21.7	\$21.8	\$18.2
Department of Commerce	\$42,231.3	\$31,445.5	\$30,033.8
BIS Licensed	\$82.4	\$81.0	\$417.8
BIS License Exceptions	\$556.3	\$382.7	\$318.8
NLR reporting an ECCN	\$6,228.3	\$5,993.2	\$6,053.7
NLR not reporting an ECCN	\$35,363.2	\$24,987.5	\$23,242.0
600-Series ".Y" Paragraph NLR	\$1.1	\$1.1	\$1.6

Source: Automated Export System February 28 2017

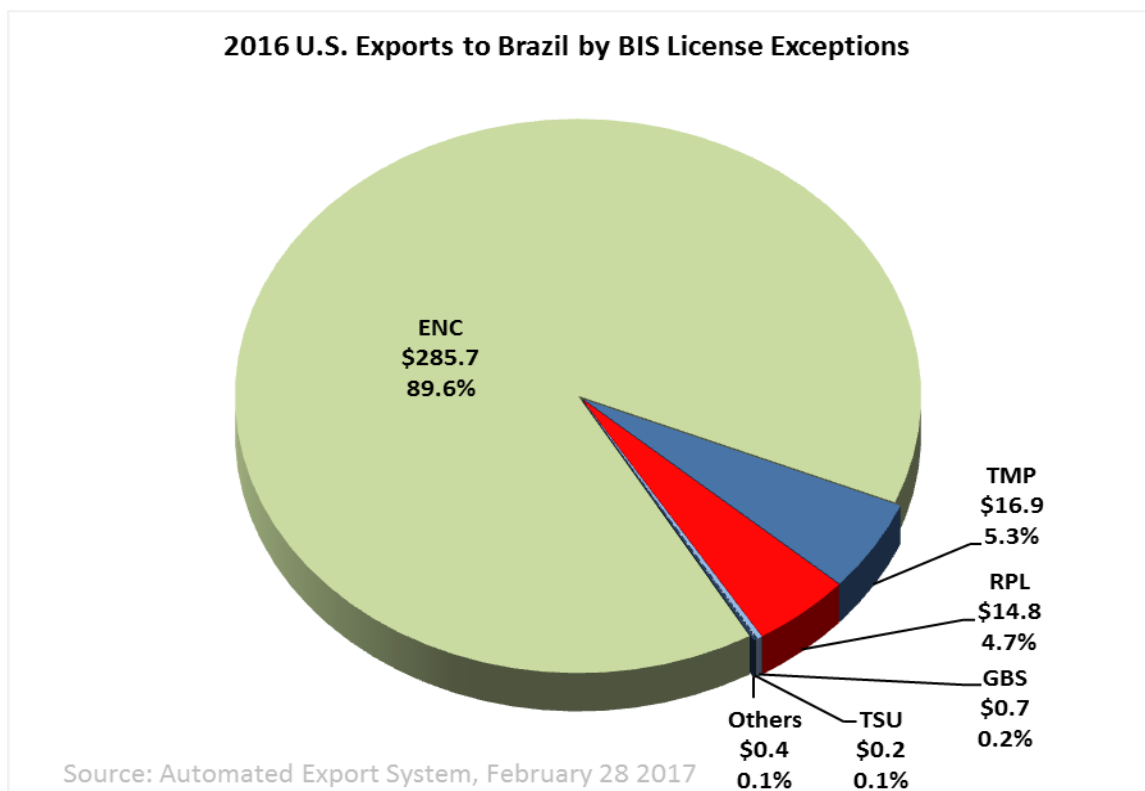
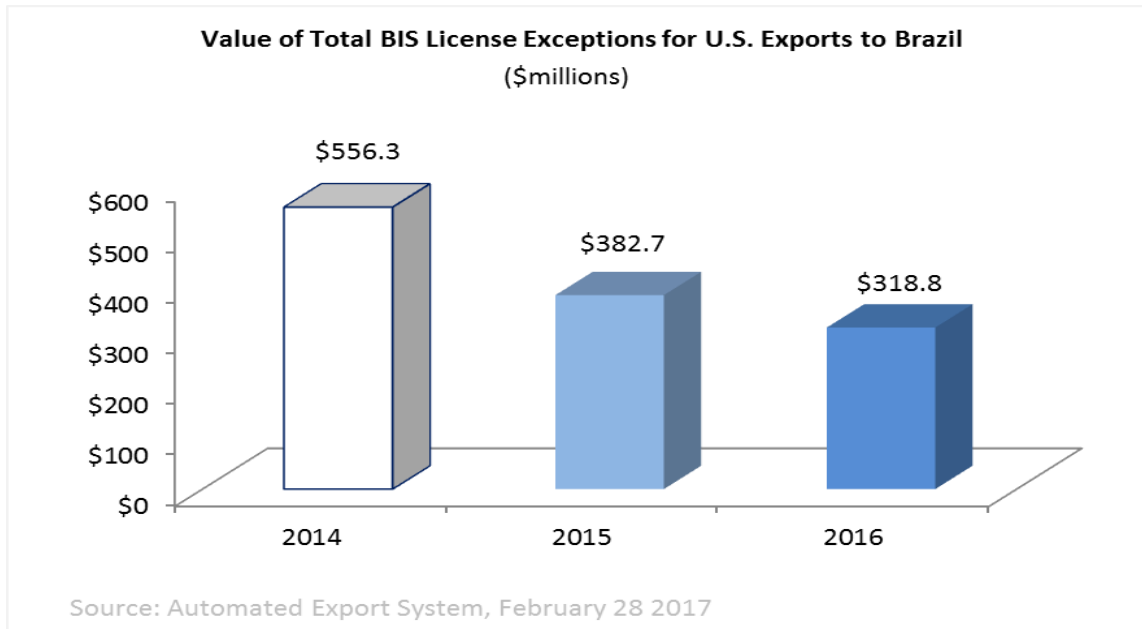
Primary Jurisdiction of 2016 U.S. Exports to Brazil

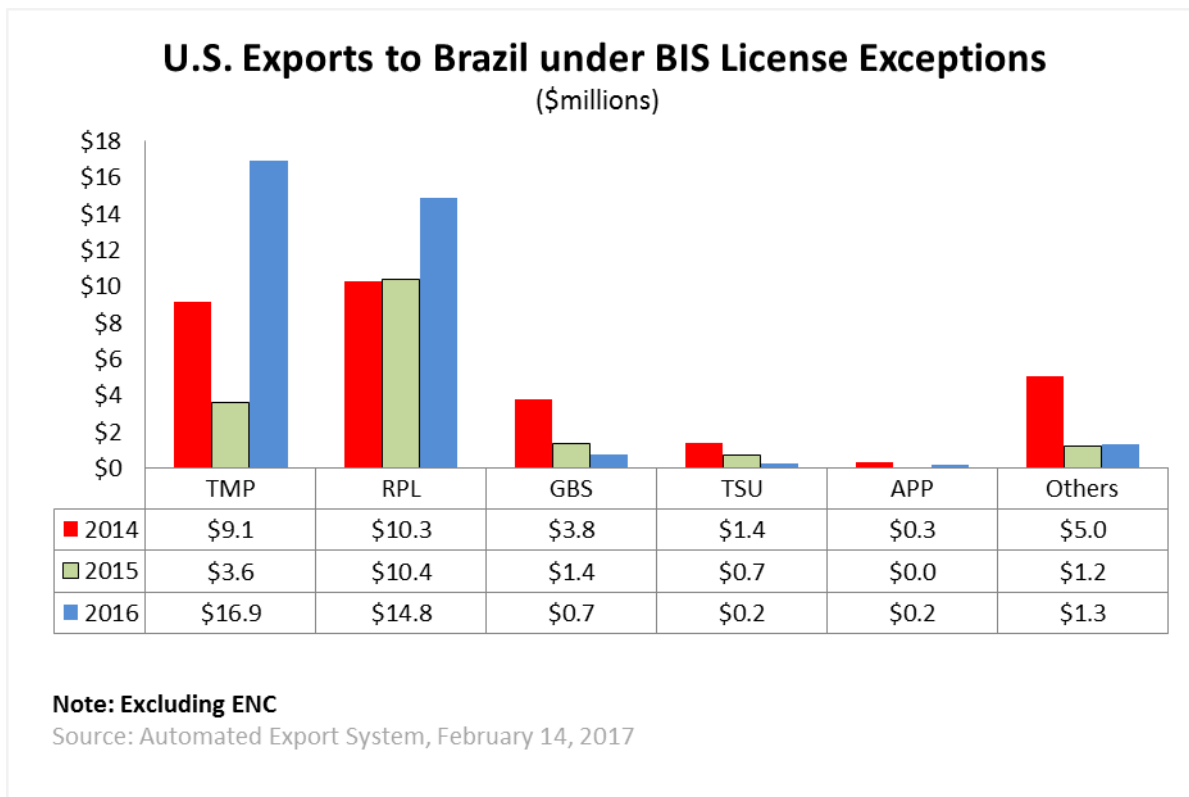



Source: Automated Export System February 28 2017



In 2016, U.S. exports to Brazil shipped under a BIS license exception totaled \$318.8 million, a 16.7% (\$63.9 million) decrease from 2015. The top license exception Encryption commodities, Software and Technology (ENC) totaled \$285.7 million (89.6% of all license exceptions).







Office of Technology Evaluation **Analysis of Exports to Brazil subject to US Government Filing Requirements**

2016

Top Ten ECCNs by Value to Brazil (\$millions)	
LICENSED	#1 9A515 Spacecraft and Related Commodities
	#2 9A001 Aero Gas Turbine Engines
	#3 9A610 Military Aircraft and Related Commodities
	#4 1C350 Chemicals, Precursors for toxic Chemical Agents
	#5 7A103 Instrumentation, Navigation Equip./Systems Not
	#6 9B610 Test, Inspection, and Production Equip. and Relate...
	#7 2B352 Equip. for Handling Biological Materials
	#8 9A619 Military Gas Turbine Engines and Related Commoditi...
	#9 2B350 Chemical Manufacturing Facilities and Equip.
	#10 1C111 Propellants and Constituent Chemicals

Top Ten ECCNs by Value to Brazil (\$millions)	
EXCEPTIONS	#1 5A002 Systems/Equip./Integrated Circuits for Info Sec
	#2 EAR99 Items subject to the EAR that are not elsewhere...
	#3 9A991 Aircraft and Certain Gas Turbine Engines N.E.S.
	#4 9A610 Military Aircraft and Related Commodities
	#5 6A003 Cameras
	#6 7A103 Instrumentation, Navigation Equip./Systems Not
	#7 5D002 Software for Information Security
	#8 9A619 Military Gas Turbine Engines and Related Commoditi...
	#9 BLANK No ECCN Reported
	#10 5A001 Telecommunications/Transmission Equip.

Top Ten ECCNs by Value to Brazil (\$millions)	
NLR with ECCN	#1 9A991 Aircraft and Certain Gas Turbine Engines N.E.S.
	#2 5A992 Information Security Equip.
	#3 7A994 Other Navigation/Airborne Communication Equip.
	#4 5A991 Transmission Items Not W/I Parameters In 5A001
	#5 4A994 Items Not Controlled By 4A001/4A002/4A003
	#6 2B999 Specific Processing Equip., N.E.S.
	#7 3A999 Electronic devices and "components" not controlled by 3A001
	#8 1C992 Oil Well Perforators
	#9 3A991 Electronic Devices and Components
	#10 8A992 Underwater Systems Or Equip.



Top ten ECCNs to Brazil by Shipment Count	
LICENSED	#1 9A610 Military Aircraft and Related Commodities
	#2 1C350 Chemicals, Precursors for toxic Chemical Agents
	#3 2B350 Chemical Manufacturing Facilities and Equip.
	#4 7A103 Instrumentation, Navigation Equip./Systems Not
	#5 0A984 Shotguns, Buckshot, Shotgun Shells
	#6 5A002 Systems/Equip./Integrated Circuits for Info Sec
	#7 1C351 Human and Animal Pathogens and toxins
	#8 0A987 Optical Sighting Devices for Firearms
	#9 EAR99 Items subject to the EAR that are not elsewhere...
	#10 9A619 Military Gas Turbine Engines and Related Commoditi...

Top ten ECCNs to Brazil by Shipment Count	
EXCEPTIONS	#1 5A002 Systems/Equip./Integrated Circuits for Info Sec
	#2 5D002 Software for Information Security
	#3 9A610 Military Aircraft and Related Commodities
	#4 7A103 Instrumentation, Navigation Equip./Systems Not
	#5 EAR99 Items subject to the EAR that are not elsewhere...
	#6 9A991 Aircraft and Certain Gas Turbine Engines N.E.S.
	#7 3A001 Electronic Devices/Components
	#8 7A994 Other Navigation/Airborne Communication Equip.
	#9 BLANK No ECCN Reported
	#10 1C006 Fluids and Lubricating Materials

Top ten ECCNs to Brazil by Shipment Count	
NLR with ECCN	#1 9A991 Aircraft and Certain Gas Turbine Engines N.E.S.
	#2 5A992 Information Security Equip.
	#3 5A991 Transmission Items Not W/I Parameters In 5A001
	#4 4A994 Items Not Controlled By 4A001/4A002/4A003
	#5 7A994 Other Navigation/Airborne Communication Equip.
	#6 3A991 Electronic Devices and Components
	#7 3A999 Specific Processing Equip., N.E.S.
	#8 1A995 Protective and Detection Equip.
	#9 2B999 Specific Processing Equip., N.E.S.
	#10 8A992 Underwater Systems Or Equip.

Source: Commerce U.S. Exports Exporter Support System, April 20, 2017

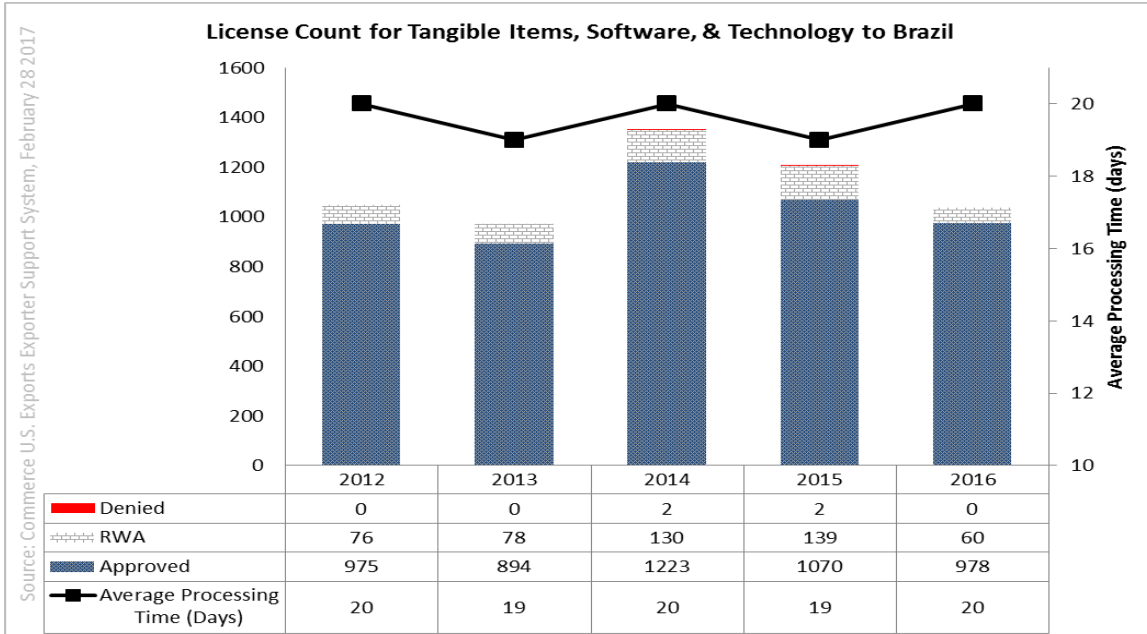


BIS Licensing to Brazil

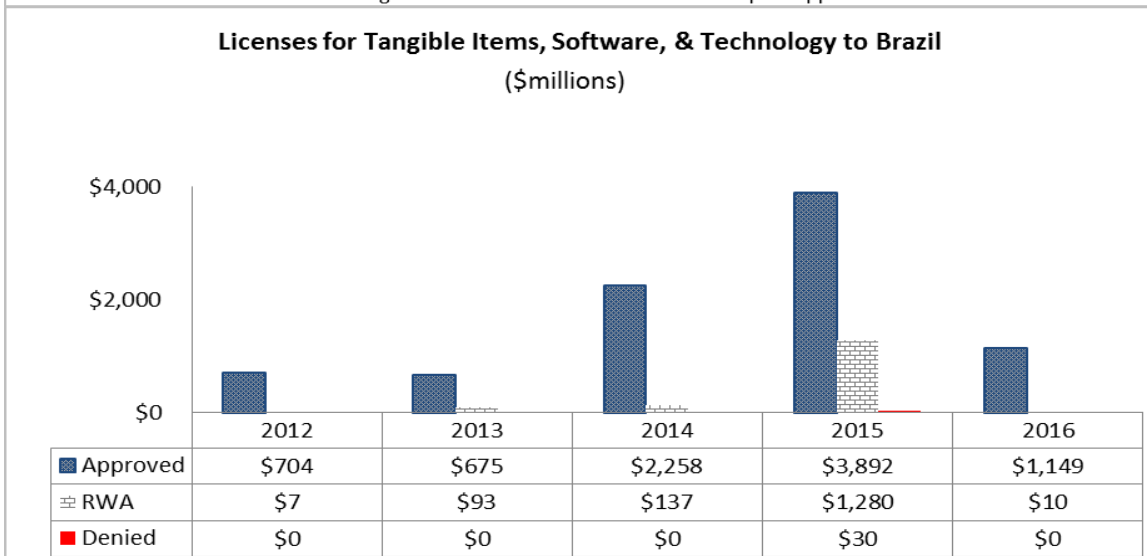
III. Licensing to Brazil subject to US Government Filing Requirements

In 2016, BIS reviewed 1,038 export/re-export applications (not including deemed export applications) valued at \$1.2 billion for Brazil, out of a total of 33,195 applications worldwide valued at \$235.4 billion.

- Approved applications for Brazil totaled 978 (94.2% of the total applications) for \$1.1 billion, compared to the 28,214 (85.0%) approved applications for all destinations that totaled \$210.3 billion.



Note: Figure above does not include deemed export applications



Source: Commerce U.S. Exports Exporter Support System, February 28 2017