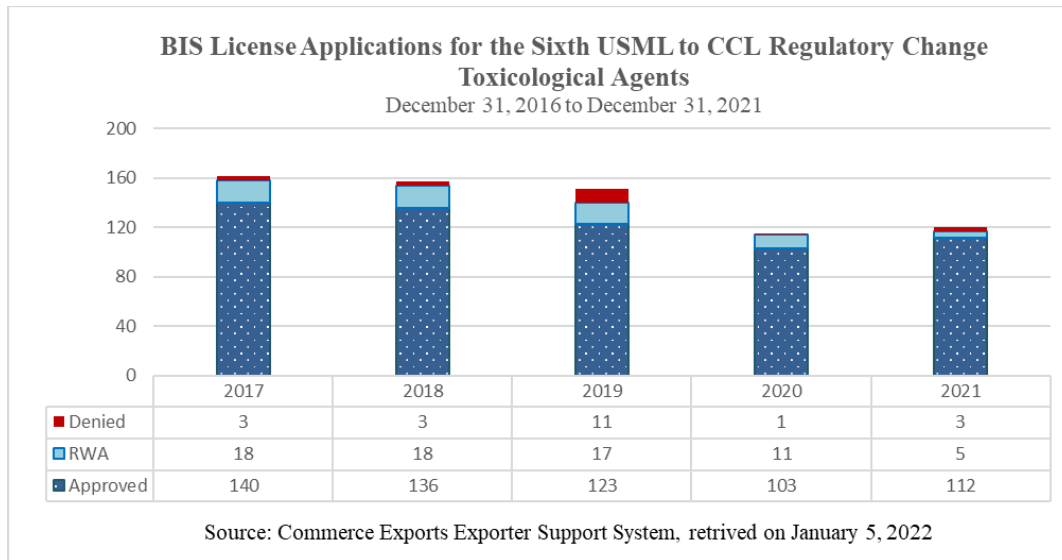


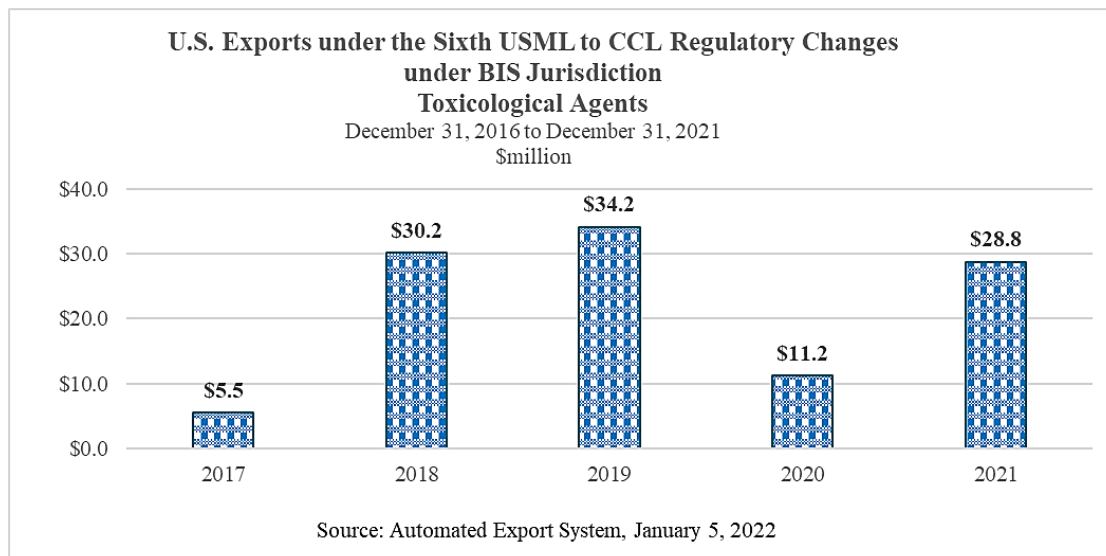
### Sixth Rule of USML to CCL Regulatory Change Toxicological Agents

December 31, 2016 to December 31, 2021

Since the sixth rule of the USML to the CCL regulatory change became effective on December 31, 2016, to December 31, 2021, BIS has processed a total of 697 license applications with a value of \$218.7 million for the eight 600-Series items created by this rule. The average number of BIS license applications is 12 per month. BIS has approved a total of 609 licenses with a value of \$201.0 million. The approval rate was 87.4%.

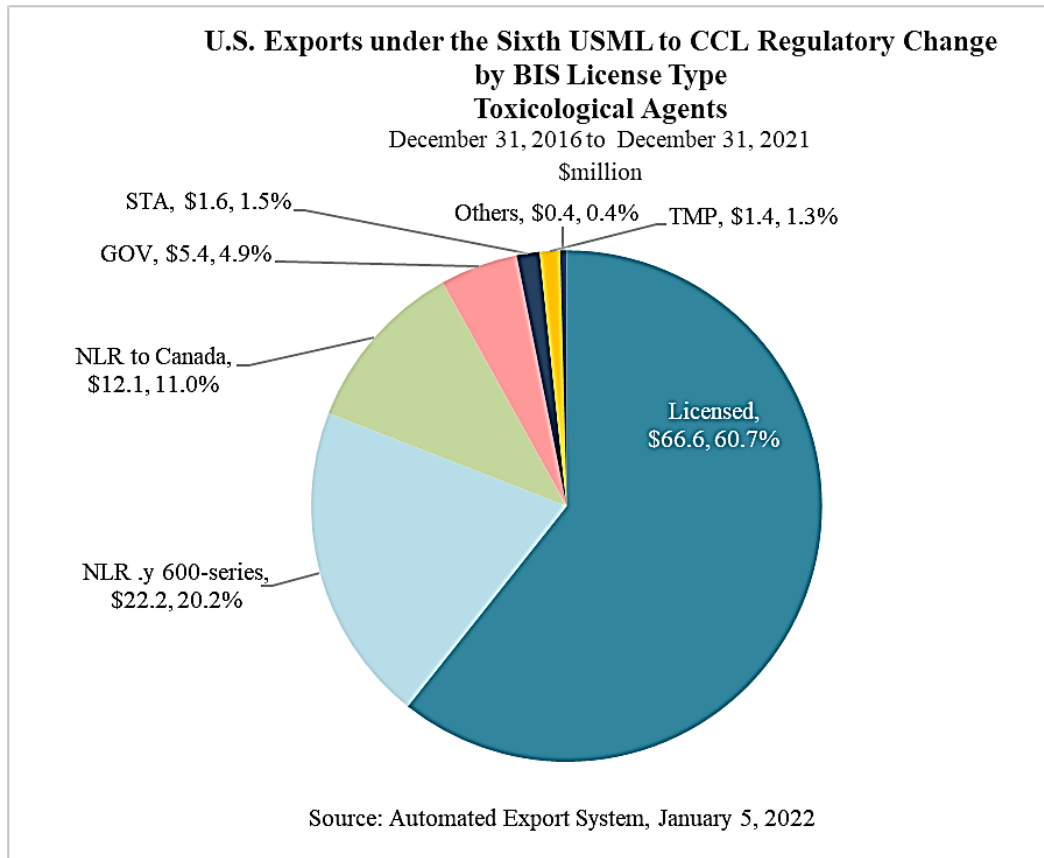


From the effective date of December 31, 2016, to December 31, 2021, U.S. exports of items in the sixth rule of the USML to the CCL regulatory change –Toxicological Agents items (1x607) under BIS jurisdiction totaled 1,500 shipments with a value of \$109.9 million.



<b>The Sixth USML to CCL Regulatory Change - Toxicological Agents</b> Top 15 Destinations of U.S. Exports under BIS Jurisdiction by Value December 31, 2016 to December 31, 2021				
Country	Shipment Count	Total Shipment Co	Value \$million	% of Total Value
Israel	93	6.2%	\$24.3	22.1%
Switzerland	29	1.9%	\$23.8	21.7%
Colombia	26	1.7%	\$7.3	6.7%
United Arab Emirates	17	1.1%	\$5.4	4.9%
Australia	106	7.1%	\$4.6	4.2%
Japan	44	2.9%	\$4.6	4.2%
United Kingdom	64	4.3%	\$4.3	3.9%
Mexico	37	2.5%	\$4.1	3.7%
Canada	187	12.5%	\$3.4	3.1%
Honduras	13	0.9%	\$3.3	3.0%
Germany	27	1.8%	\$2.3	2.1%
South Korea	17	1.1%	\$2.0	1.8%
Chile	17	1.1%	\$2.0	1.8%
Italy	12	0.8%	\$1.9	1.7%
Kenya	2	0.1%	\$1.3	1.2%
<b>Top 10 Total</b>	<b>691</b>		<b>\$94.6</b>	
<b>Top 10 Total/ Grand Total</b>		<b>46.1%</b>		<b>86.1%</b>
<b>Grand Total</b>	<b>1,500</b>		<b>\$109.9</b>	
Source: Automated Export System, January 5, 2022				

Of \$109.9 million in U.S. exports of 600-series items under the sixth rule of the USML to the CCL regulatory change under BIS jurisdiction from December 31, 2016, to December 31, 2021, licensed exports totaled \$66.6 million (60.7% of the total); No License Required for .y 600-series items totaled \$22.2 million (20.2%); and No License Required to Canada totaled \$12.1 million (11.0%).



### BIS License Exceptions

STA: Strategic Trade Authorization

RPL: Servicing and replacement of parts and equipment

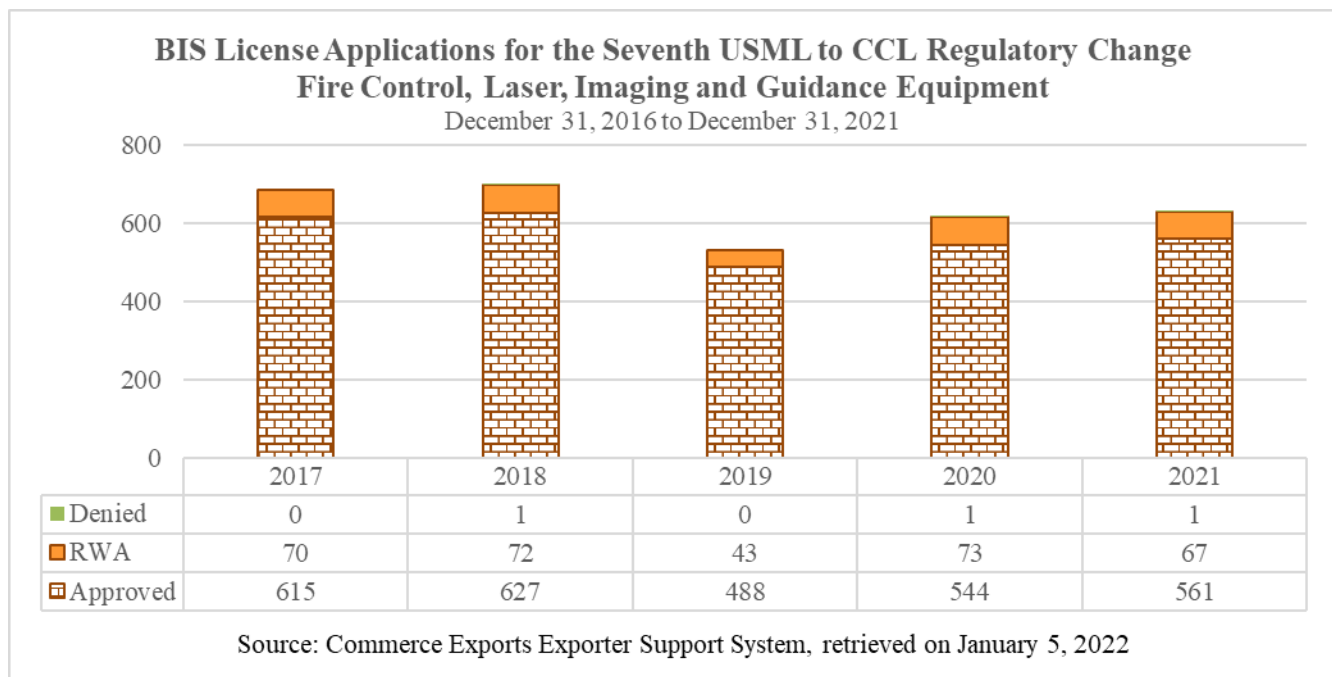
GOV: Governments, international organizations, international inspections under the Chemical Weapons Convention, and the International Space Station

NLR: No License Required

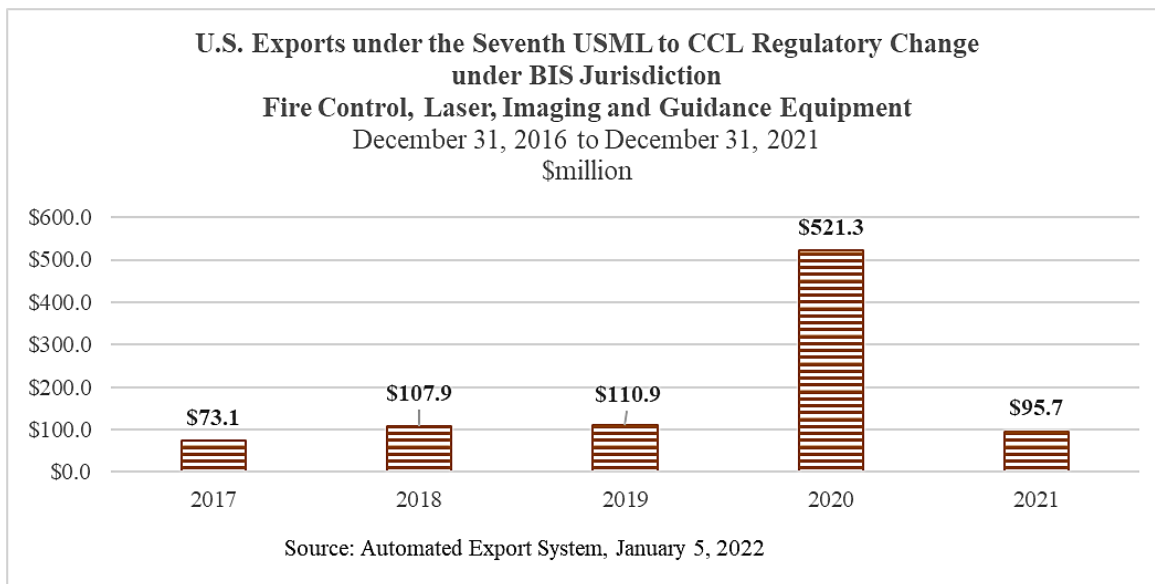
TMP: Temporary imports, exports, reexports, and transfers (in-country)

### G. Seventh Rule of USML to CCL Regulatory Change – Fire Control, Laser, Imaging and Guidance Equipment

Since the seventh rule of the USML to the CCL regulatory change became effective on December 31, 2016 to December 31, 2021, BIS has processed a total of 3,155 licenses with a total value of 1.8 billion for the four 600-Series items created by this rule. The average number of BIS license applications is 60 per month. BIS has approved a total of 2,827 license applications with a value of \$1.4 billion and the approval rate was 89.6%.

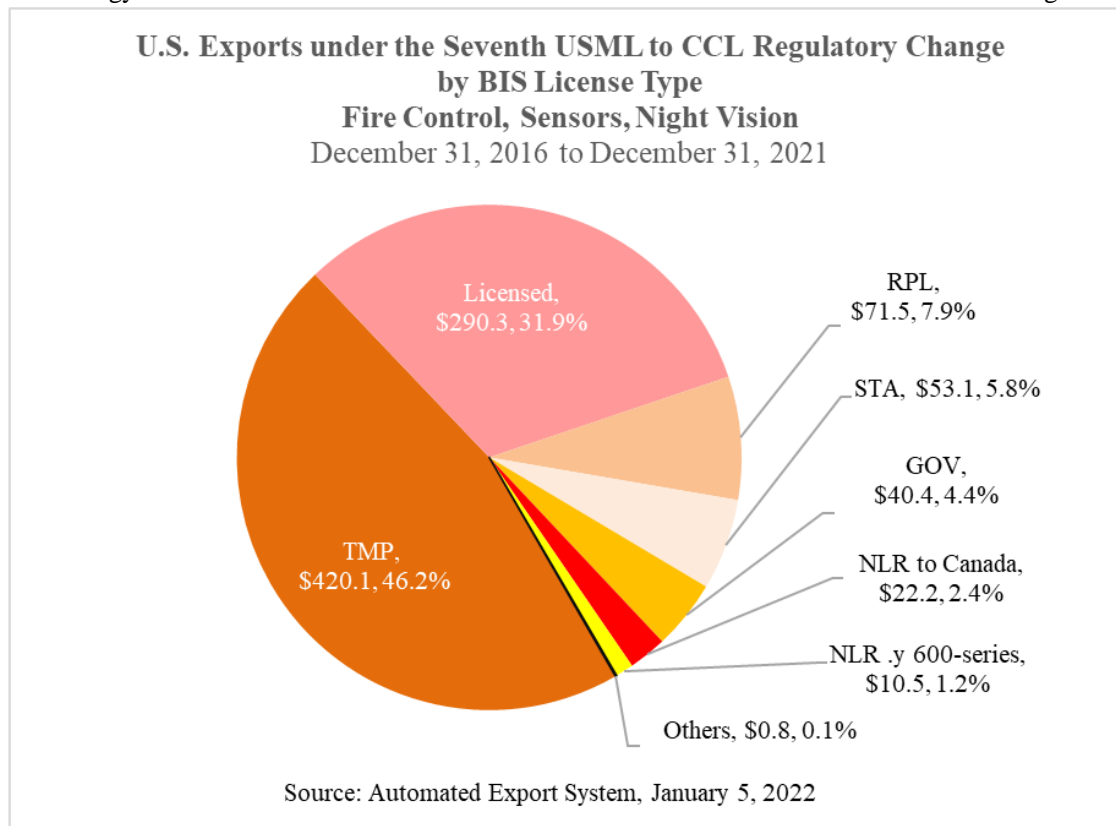


From the effective date of December 31, 2016 to December 31, 2021, U.S. exports of items in the seventh rule of the USML to the CCL regulatory change – Fire Control/sensors and night vision items (7x611) under BIS jurisdiction totaled 10,946 shipments with a shipped value of \$908.9 million.



<b>The Seventh USML to CCL Regulatory Change</b> <b>Fire Control, Sensors and Night Vision</b> <b>Top 15 Destinations of U.S. Exports under BIS Jurisdiction by Value</b> December 31, 2016 to December 31, 2021				
Country	Shipment Count	% of Total Shipment Count	Value \$million	% of Total Value
France	375	3.4%	\$428.9	47.2%
Japan	681	6.2%	\$98.5	10.8%
United Kingdom	2,262	20.7%	\$65.1	7.2%
South Korea	942	8.6%	\$61.4	6.8%
Canada	1,164	10.6%	\$24.8	2.7%
Germany	636	5.8%	\$21.8	2.4%
United Arab Emirates	318	2.9%	\$21.0	2.3%
India	44	0.4%	\$15.5	1.7%
Israel	343	3.1%	\$15.4	1.7%
Australia	469	4.3%	\$14.1	1.5%
Italy	221	2.0%	\$12.1	1.3%
Sweden	331	3.0%	\$8.5	0.9%
Taiwan	103	0.9%	\$8.4	0.9%
Saudi Arabia	133	1.2%	\$7.6	0.8%
Lithuania	73	0.7%	\$7.3	0.8%
<b>Top 10 Total</b>	<b>8,095</b>		<b>\$810.4</b>	89.2%
<b>Top 10 Total/Grand Total</b>		<b>74.0%</b>		<b>89.2%</b>
<b>Grand Total</b>	<b>10,946</b>		<b>\$908.9</b>	
Source: Automated Export System, January 5, 2022				

Of \$908.9 million in U.S. exports of 600-series items under the seventh USML to CCL regulatory change under BIS jurisdiction from December 30, 2014 to December 31, 2021, Temporary Imports, Exports, and Re-exports totaled \$420.1 million (46.2% of the total); licensed exports totaled \$290.3 million (31.9%) and Servicing and Replacement of Parts and Equipment totaled \$71.5 million (7.9%).



#### BIS License Exceptions:

RPL: Servicing and replacement of parts and equipment

GOV: Governments, international organizations, international inspections under the Chemical Weapons Convention, and the International Space Station

STA: Strategic Trade Authorization

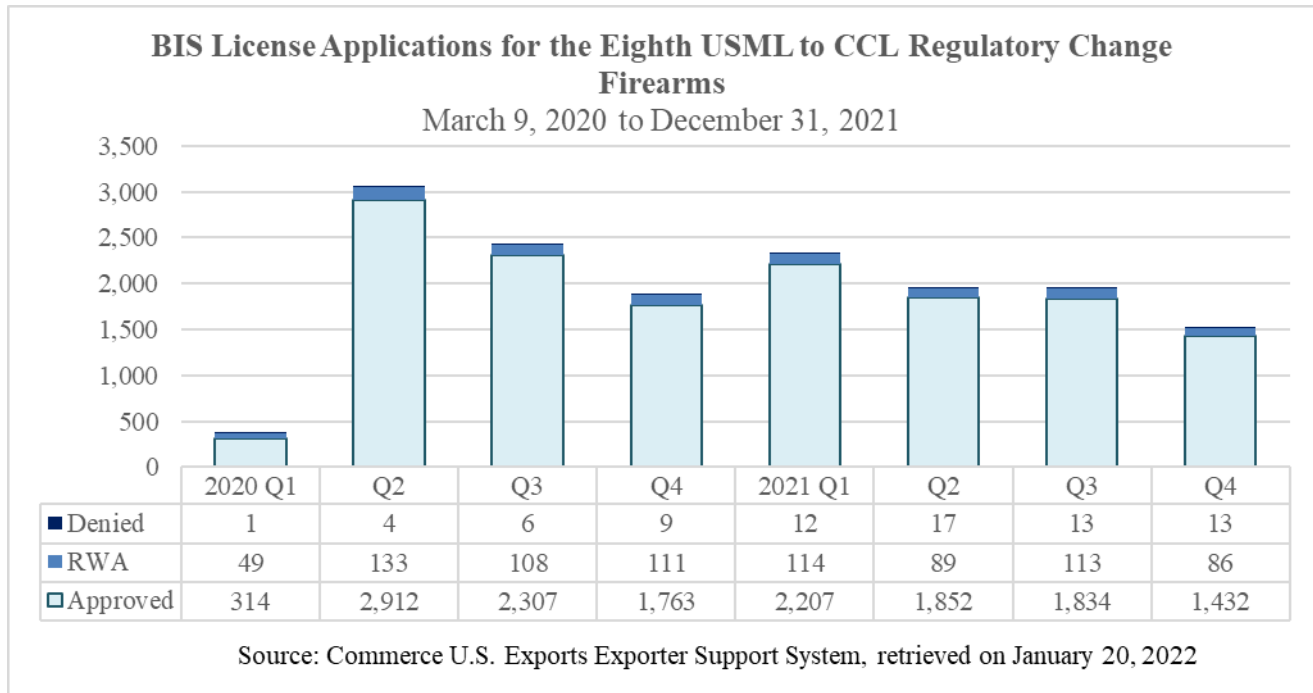
NLR: No License Required

TMP: Temporary imports, exports, reexports, and transfers (in-country)

#### **H. The Eighth USML to CCL Regulatory Change – Firearms**

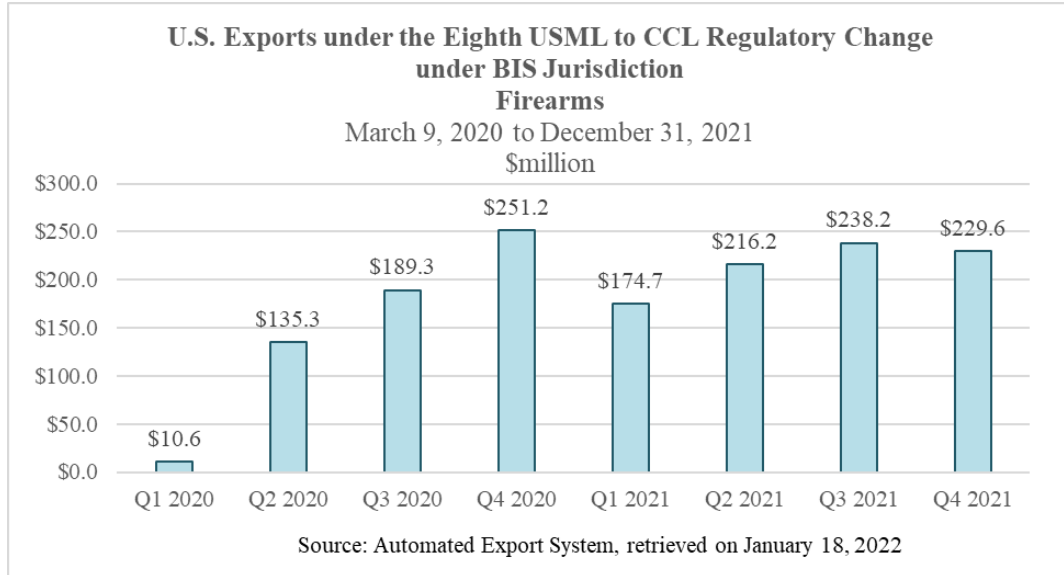
Since the eighth USML to CCL regulatory change became effective on March 9, 2020 to December 31, 2021, BIS has processed a total of 15,502 licenses with a value of \$106.3 billion for the 17 firearm ECCNs created by this rule. The average number of BIS license applications is 705 per month. BIS has

approved a total of 14,621 license applications with a value of \$59.7 billion. The approval rate was 94.3%.



From the effective date of March 9, 2020 to December 31, 2021, U.S. exports of items in the Eighth USML to CCL regulatory change – Firearms under BIS jurisdiction totaled 56,756 shipments with a shipped value of \$1.4 billion.



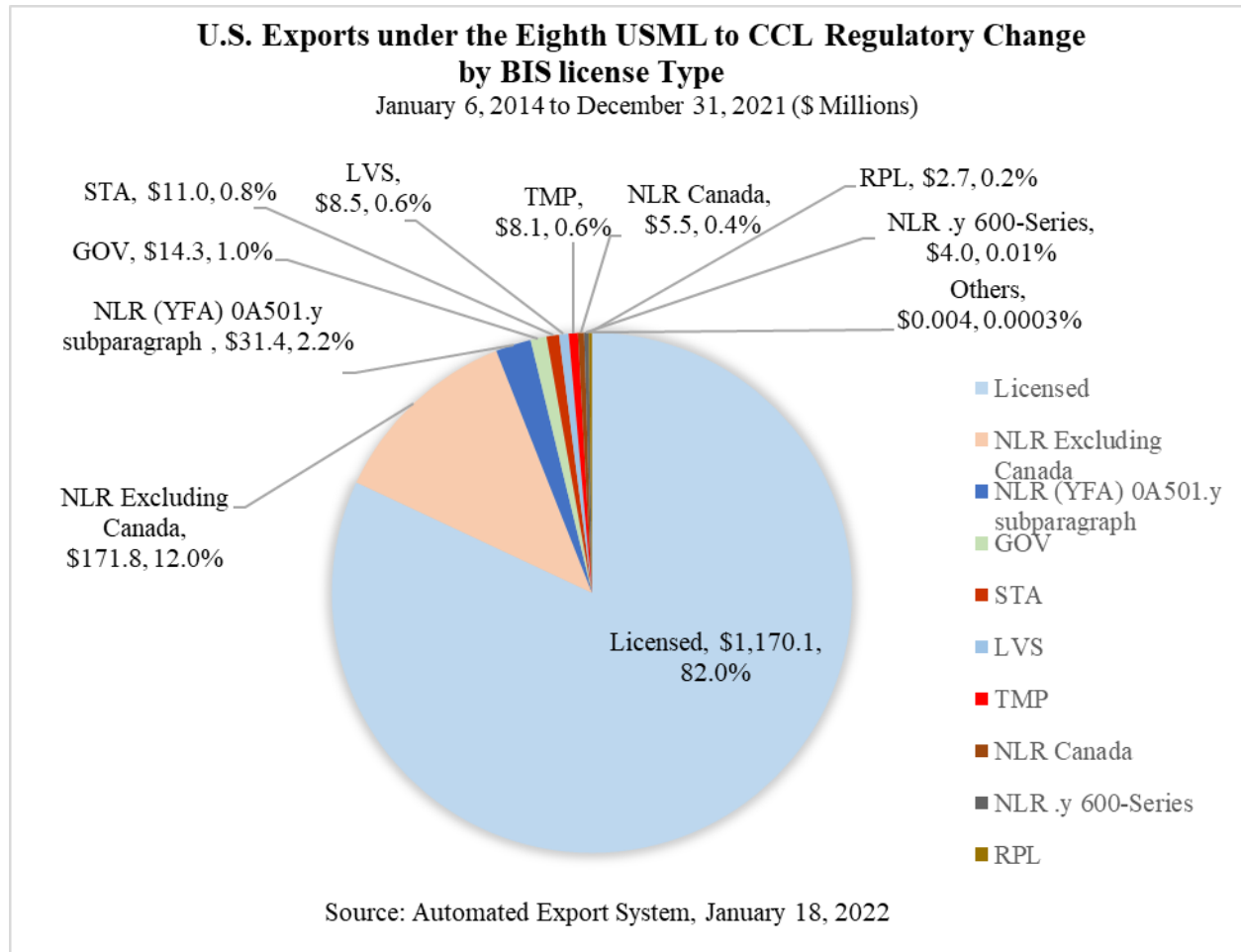


<b>The Eighth USML to CCL Regulatory Change- Firearms</b> <b>Top 15 Destinations of U.S. Exports under BIS Jurisdiction by Value</b> October 15, 2013 to December 31, 2021				
Country	Shipment Counts	% of Total Shipment Count	Value \$million	% of Total Value
Canada	22,081	38.9%	\$343.0	23.7%
Australia	2,887	5.1%	\$148.0	10.2%
Thailand	2,706	4.8%	\$142.0	9.8%
Germany	1,485	2.6%	\$59.7	4.1%
United Kingdom	1,610	2.8%	\$51.7	3.6%
Brazil	5,351	9.4%	\$41.0	2.8%
Mexico	366	0.6%	\$40.8	2.8%
Saudi Arabia	127	0.2%	\$35.4	2.5%
Philippines	792	1.4%	\$34.6	2.4%
France	1,310	2.3%	\$28.8	2.0%
Ukraine	267	0.5%	\$26.8	1.9%
Netherlands	386	0.7%	\$26.1	1.8%
South Africa	1,137	2.0%	\$24.1	1.7%
Indonesia	283	0.5%	\$22.9	1.6%
Italy	797	1.4%	\$20.0	1.4%
<b>Top 15 Total</b>	<b>41,585</b>		<b>\$1,045.1</b>	
<b>Top 15 Total/ Grand Total</b>		<b>73.3%</b>		<b>72.3%</b>
<b>Grand Total</b>	<b>56,756</b>		<b>\$1,445.2</b>	

Source: Automated Export System, January 18, 2022

Of \$1.4 billion in U.S. exports of firearm items under the eighth USML to CCL regulatory change under BIS jurisdiction from March 9, 2020 to December 31, 2021, licensed exports totaled \$1.2 billion (82.0%)

of the total); no license required excluding Canada totaled \$171.8 million (12.0%) and no license required 0A501.y subparagraph items totaled \$31.4 million (2.2%).



### BIS License Exceptions:

STA: Strategic Trade Authorization

RPL: Servicing and replacement of parts and equipment

NLR: No License Required (NLR)

GOV: Governments, international organizations, international inspections under the Chemical Weapons Convention, and the International Space Station

TMP: Temporary imports, exports, reexports, and transfers (in-country)

LVS: Shipments of limited value

YFA: NLR for 0A501.y subparts