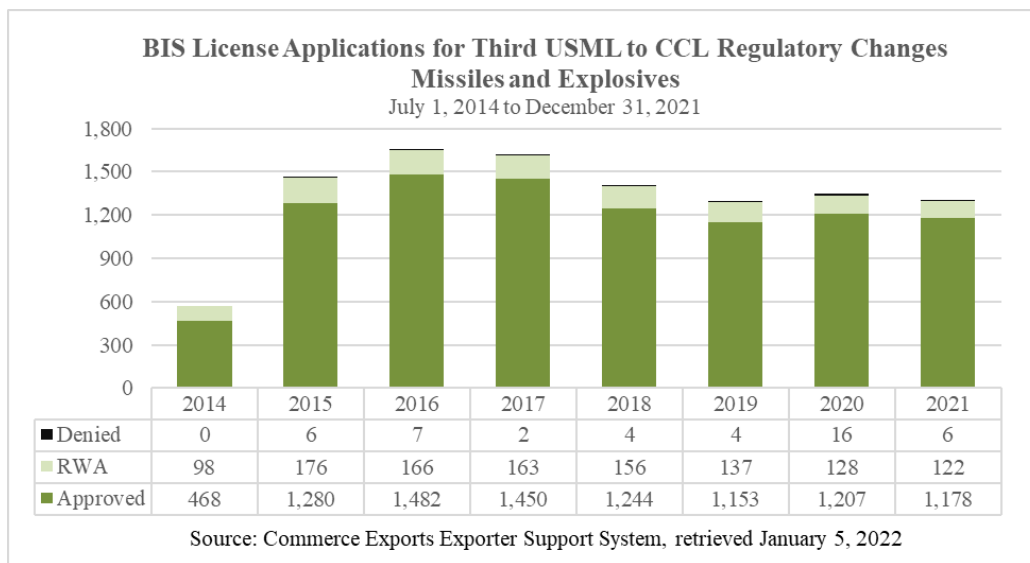


### The Third Rule of USML to CCL Regulatory Change Missiles and Explosives

July 1, 2014 to December 31, 2021

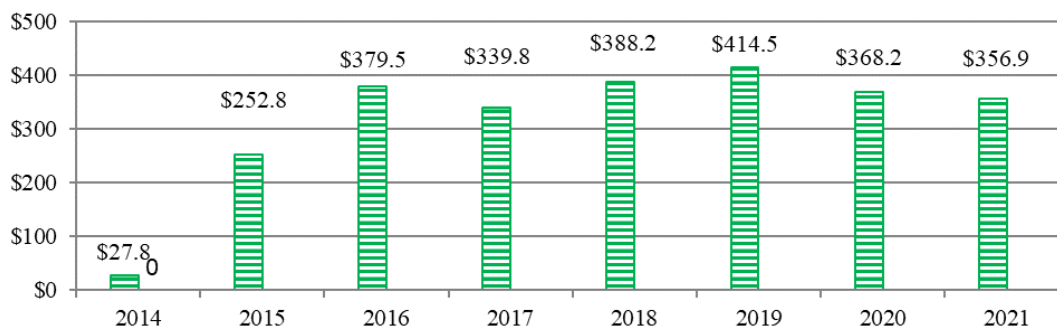
Since the third rule of the USML to the CCL regulatory change became effective on July 1, 2014, to December 31, 2021, BIS has processed a total of 10,615 license applications for a value of \$10.9 billion for the twenty 600-Series items created by this rule. The average number of BIS license applications is 118 per month. BIS has approved a total of 9,424 licenses for a value of \$10.1 billion and the approval rate is 88.8%.



From July 1, 2014, to December 31, 2021, U.S. exports of items in the third rule of the USML to the CCL regulatory change – Missiles and Explosives items (0y604, 0y614, 1y608 and 1y613) under BIS jurisdiction totaled 41,769 shipments for \$2.5 billion.

### U.S. Yearly Exports under the Third USML to CCL Regulatory Change under BIS Jurisdiction Missiles and Explosives

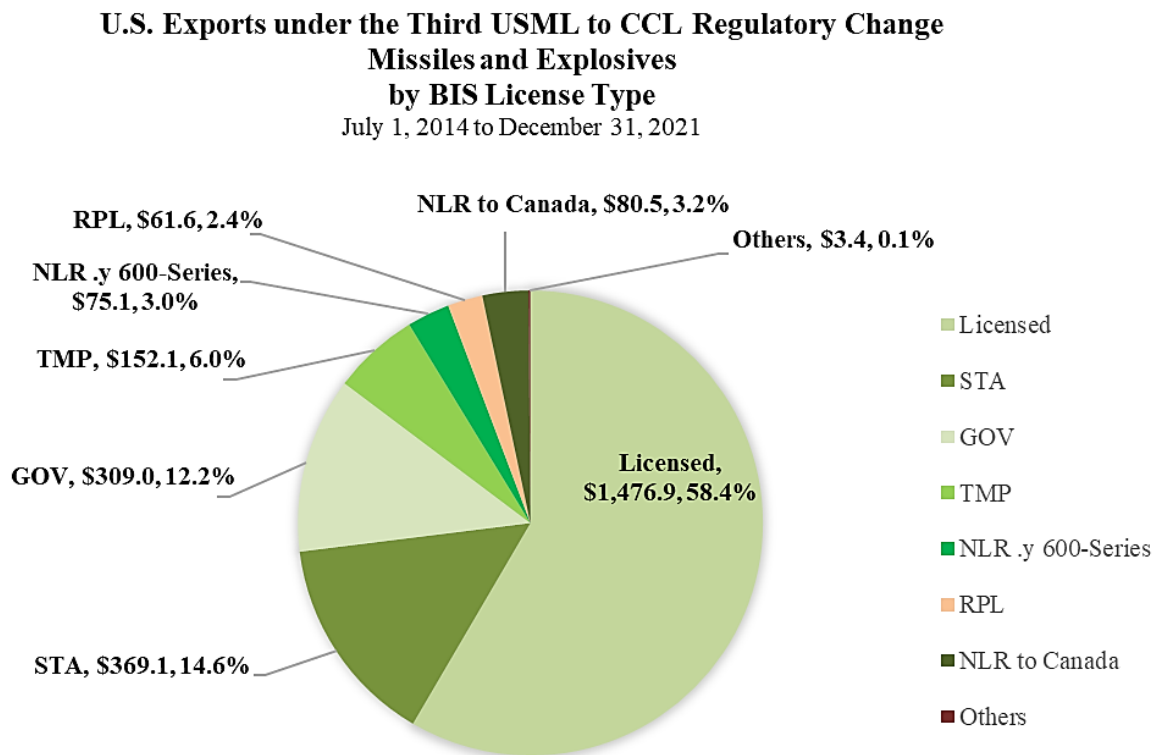
July 1, 2014 to December 31, 2021  
\$million



Source: Automated Export System, January 5, 2022

<b>The Third USML to CCL Regulatory Change-Missiles and Explosives</b> <b>Top 15 Destinations of U.S. Exports under BIS Jurisdiction by Value</b> July 1, 2014 to December 31, 2021				
Country	Shipment Count	% of Total Shipment Count	Value \$million	% of Total Value
Japan	3,732	8.9%	\$450.0	17.8%
United Kingdom	6,457	15.5%	\$355.2	14.1%
Israel	2,191	5.2%	\$213.2	8.4%
Germany	3,278	7.8%	\$150.8	6.0%
Mexico	4,146	9.9%	\$148.0	5.9%
Australia	1,398	3.3%	\$138.4	5.5%
Turkey	413	1.0%	\$117.2	4.6%
Canada	4,716	11.3%	\$84.6	3.3%
United Arab Emirates	391	0.9%	\$76.5	3.0%
South Korea	1,180	2.8%	\$75.8	3.0%
Netherlands	877	2.1%	\$75.6	3.0%
Saudi Arabia	475	1.1%	\$73.8	2.9%
Italy	436	1.0%	\$55.1	2.2%
Taiwan	391	0.9%	\$46.1	1.8%
Philippines	132	0.3%	\$36.7	1.5%
<b>Top 15 Total</b>	<b>30,213</b>		<b>\$2,097.0</b>	
<b>Top 15 Total/ Grand Total</b>		<b>72.3%</b>		<b>83.0%</b>
<b>Grand Total</b>	<b>41,769</b>		<b>\$2,527.6</b>	
Source: Automated Export System, January 5, 2022				

Of \$2.5 billion in U.S. exports of 600-series items in the third rule of the USML to the CCL regulatory change under BIS jurisdiction from July 1, 2014, to December 31, 2021, licensed exports totaled \$1.5 billion (58.4% of the total); Strategic Trade Authorization (STA) totaled \$369.1 million (14.6%); and Governments and international organizations (GOV) totaled \$309.0 million (12.2%).



Source: Automated Export System, January 5, 2022

### BIS License Exceptions

STA: Strategic Trade Authorization

TMP: Temporary imports, exports, reexports, and transfers (in-country)

GOV: Governments, international organizations, international inspections under the Chemical Weapons Convention and the International Space Station

NLR: No License Required

RPL: Servicing and replacement of parts and equipment