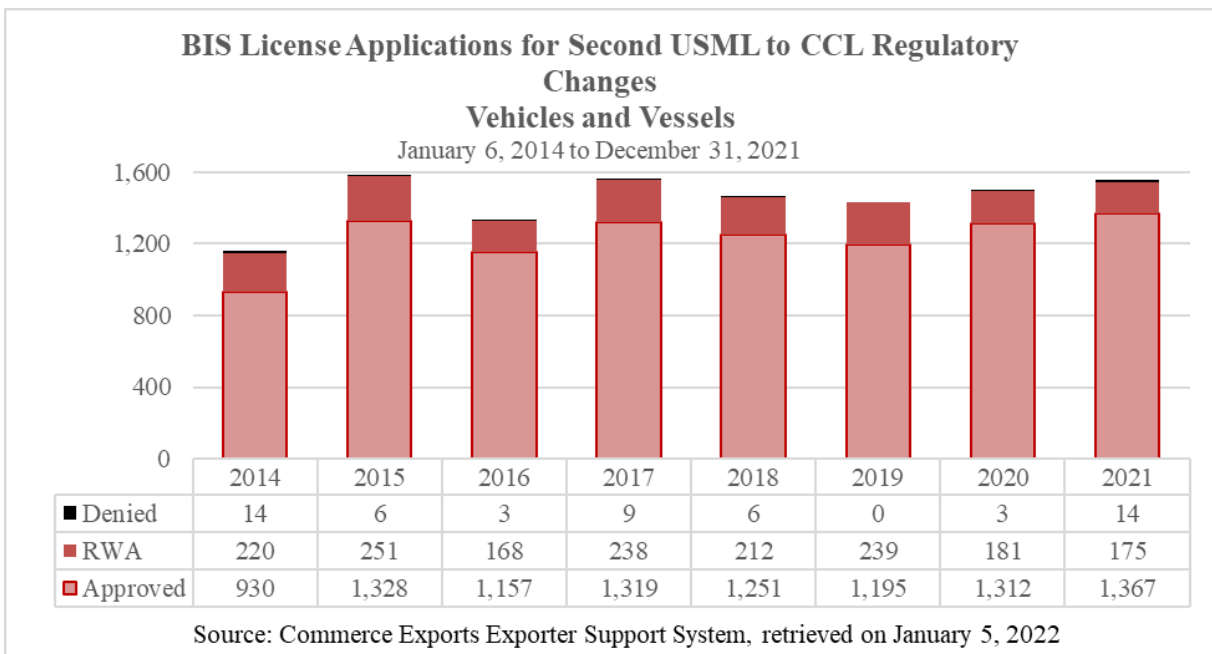


The Second Rule of USML to CCL Regulatory Change Vehicles and Vessels

January 6, 2014 to December 31, 2021

Since the second rule of the USML to the CCL regulatory change became effective on January 6, 2014, to December 31, 2021, BIS has processed a total of 11,581 license applications for a value of \$23.6 billion for the nineteen 600-Series items created by this rule. The average number of BIS license applications for is 121 per month. BIS has approved a total of 9,842 licenses for a value of \$20.6 billion and the approval rate is 85.0%.

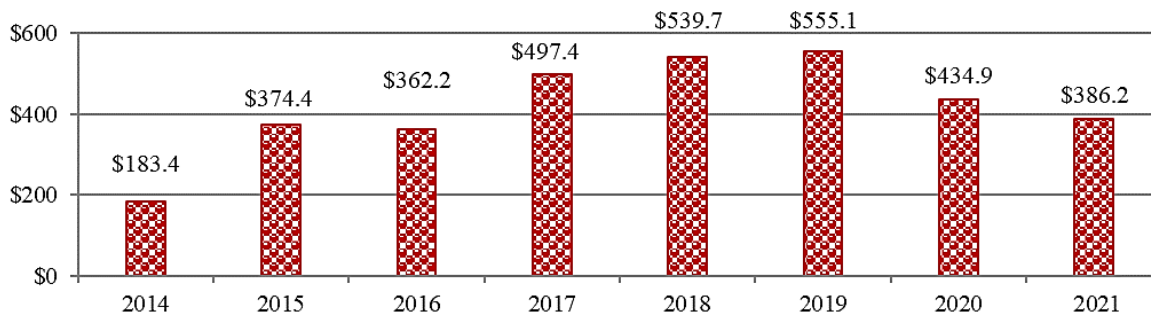


From January 6, 2014, to December 31, 2021, U.S. exports of items in the second rule of the USML to the CCL regulatory change – Vehicles and Vessels items (0y606, 8y609, 8y620 and 0y617) under BIS jurisdiction totaled 64,371 shipments for \$3.3 billion.

**U.S. Exports under the Second USML to CCL Regulatory Change
under BIS Jurisdiction
Vehicles and Vessels**

January 6, 2014 to December 31, 2021

\$million



Source: Automated Export System, December 31, 2021

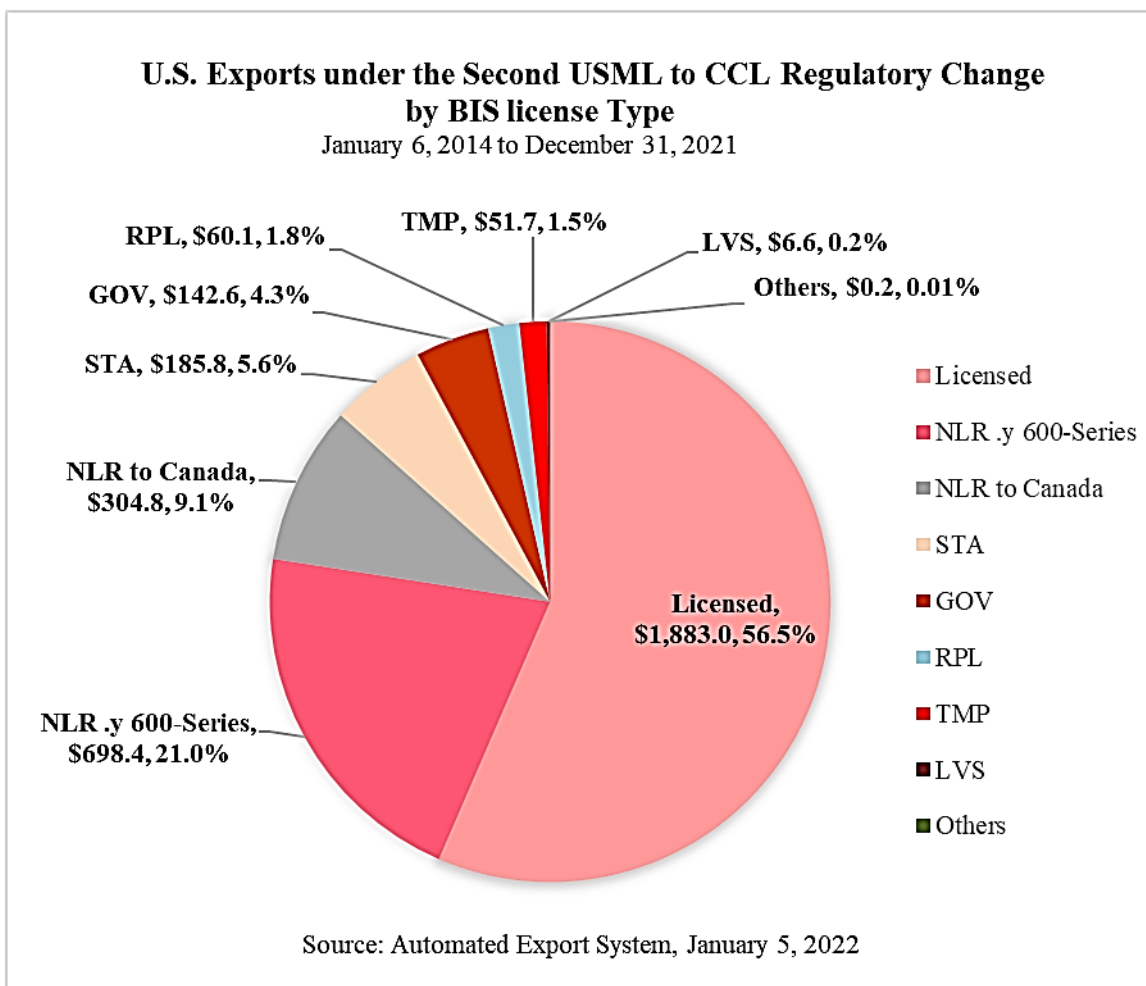
**The Second USML to CCL Regulatory Change-Vehicles and Vessels
Top 15 Destinations of U.S. Exports under BIS Jurisdiction by Value**

January 6, 2014 to December 31, 2021

Country	Shipment Count	% of Total Shipment Count	Value \$million	% of Total Value
Israel	5,864	10.9%	\$632.2	18.2%
South Korea	10,434	19.3%	\$531.5	12.6%
Canada	13,725	25.4%	\$428.7	9.3%
Saudi Arabia	1,115	2.1%	\$161.9	8.2%
Japan	4,301	8.0%	\$158.8	3.7%
Germany	3,376	6.3%	\$120.3	3.7%
United Kingdom	9,343	17.3%	\$108.3	3.4%
Turkey	1,182	2.2%	\$102.3	3.4%
Iraq	213	0.4%	\$101.1	3.2%
Australia	1,630	3.0%	\$99.0	2.9%
United Arab Emirates	776	1.4%	\$93.8	2.7%
Egypt	202	0.4%	\$76.7	2.4%
Belgium	372	0.7%	\$69.1	1.8%
Mexico	1,417	2.6%	\$48.2	1.6%
Tunisia	22	0.0%	\$46.3	1.5%
Top 15 Total	53,972		\$2,778.3	
Top 15 Total/ Grand Total		83.8%		83.4%
Grand Total	64,371		\$3,333.2	

Source: Automated Export System, January 5, 2022

Of \$3.3 billion of U.S. exports of 600-series items in the second rule of the USML to the CCL regulatory change under BIS jurisdiction from January 6, 2014, to December 31, 2021, licensed exports totaled \$1.9 billion (56.5% of the total); No License Required (NLR) for 600-series .y items totaled \$698.4 million (21.0%); and NLR for 600-series items to Canada totaled \$304.8 million (9.1%).



BIS License Exceptions:

NLR: No License Required

GOV: Governments, international organizations, international inspections under the Chemical Weapons Convention and the International Space Station

STA: Strategic Trade Authorization

RPL: Servicing and replacement of parts and equipment

TMP: Temporary imports, exports, reexports, and transfers (in-country)

LVS: Shipments of limited value