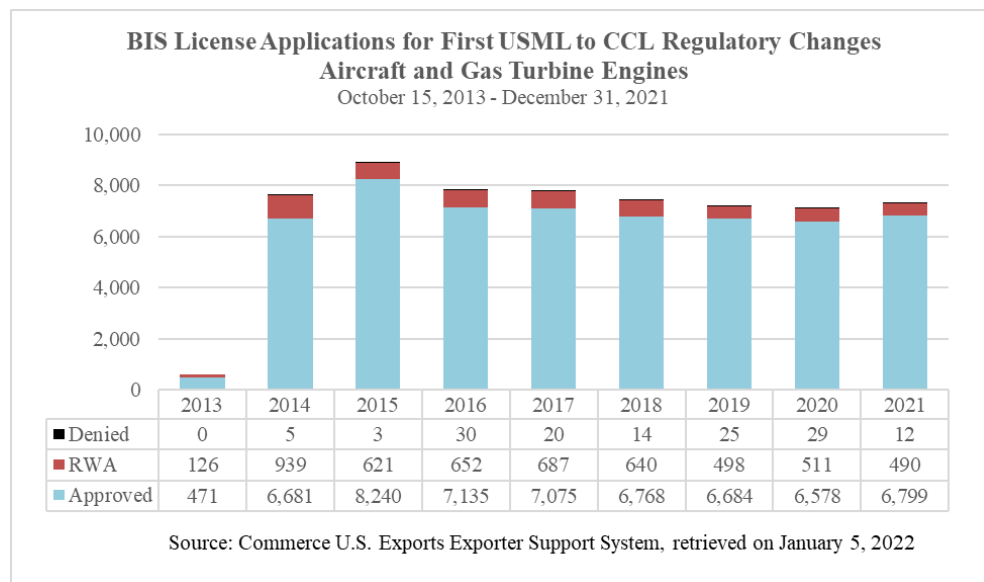


## The First Rule of USML to CCL Regulatory Change Aircraft and Gas Turbine Engines October 15, 2013, to December 31, 2021

Since the first rule of the USML to the CCL regulatory change became effective on October 15, 2013, to December 31, 2021, BIS has processed a total of 61,561 license application for a value of \$179.7 billion for the ten 600-Series items created by this rule. The average number of BIS processed licenses is 622 per month. BIS has approved a total of 56,259 licenses for a value of \$168.1 billion and the approval rate is 91.4%.

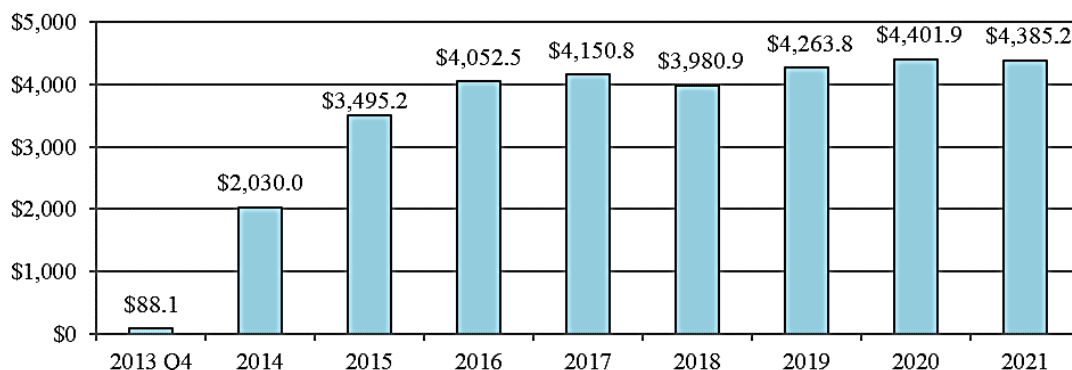


From October 15, 2013, to December 31, 2021, U.S. exports of items under the first rule of the USML to the CCL regulatory change – Aircraft and Gas Turbine Engines items (9x610 and 9y619) under BIS jurisdiction totaled 583,036 shipments for \$30.8 billion.

### U.S. Yearly Exports under the First USML to CCL Regulatory Change under BIS Jurisdiction

October 15, 2013 to December 31, 2021

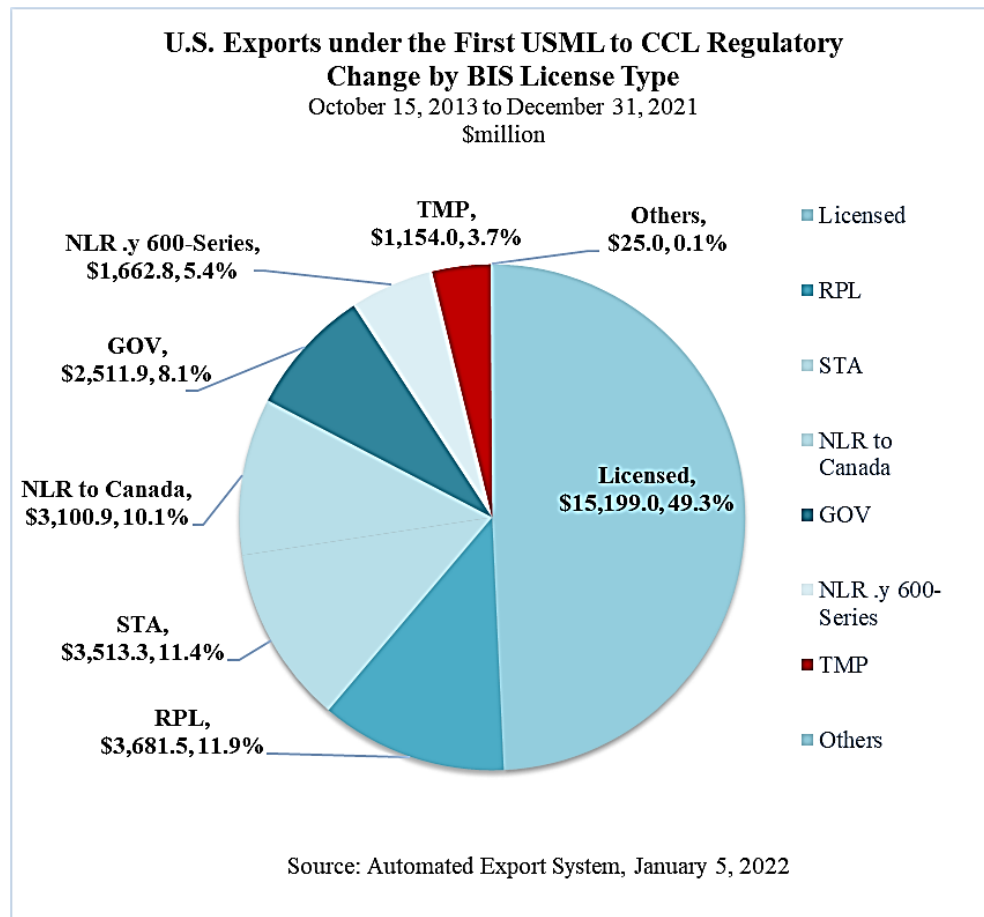
\$million



Source: Automated Export System, retrieved on January 5, 2022

<b>The First Rule of USML to CCL Regulatory Change-Aircraft and Gas Turbines</b> <b>Top 15 Destinations of U.S. Exports under BIS Jurisdiction by Value</b> October 15, 2013 to December 31, 2021				
Country	Shipment Count	% of Total Shipment Count	Value \$million	% of Total Value
Japan	46,147	7.9%	\$5,186.9	16.8%
Canada	45,017	7.7%	\$3,261.9	10.6%
United Kingdom	65,555	11.2%	\$3,008.0	9.8%
South Korea	37,068	6.4%	\$2,339.1	7.6%
Germany	20,904	3.6%	\$1,194.4	3.9%
Israel	24,762	4.2%	\$1,168.0	3.8%
Taiwan	19,224	3.3%	\$1,041.4	3.4%
United Arab Emirates	20,442	3.5%	\$1,027.3	3.3%
Singapore	29,955	5.1%	\$1,000.2	3.2%
Italy	18,199	3.1%	\$986.3	3.2%
Australia	16,454	2.8%	\$735.5	2.4%
Spain	18,471	3.2%	\$734.6	2.4%
Saudi Arabia	8,661	1.5%	\$677.9	2.2%
Poland	18,143	3.1%	\$648.9	2.1%
India	6,149	1.1%	\$592.8	1.9%
<b>Top 15 Total</b>	<b>395,151</b>		<b>\$23,603.3</b>	
<b>Top 15 Total/ Grand Total</b>		<b>67.8%</b>		<b>76.5%</b>
<b>Grand Total</b>	<b>583,036</b>		<b>\$30,848.4</b>	
Source: Automated Export System, January 5, 2022				

Of \$30.8 billion in U.S. exports of 600-series items of the first rule of the USML to the CCL regulatory change under BIS jurisdiction from October 15, 2013, to December 31, 2021, licensed exports totaled \$15.2 billion (49.3% of the total); Servicing and replacement of parts and equipment totaled \$3.7 billion (11.9%) and Strategic Trade Authorization totaled \$3.5 billion (11.4%).



### BIS License Exceptions:

RPL: Servicing and replacement of parts and equipment

STA: Strategic Trade Authorization

NLR: No License Required

GOV: Governments, international organizations, international inspections under the Chemical Weapons Convention, and the International Space Station

TMP: Temporary imports, exports, reexports, and transfers (in-country)

LVS: Shipments of limited value