



U.S. Trade with Hong Kong

Summary

In 2021, U.S. exports to Hong Kong reversed a 4 - year downward trend from 2017 to 2020. The U.S exports to Hong Kong totaled \$30.0 billion, a 25.6% (\$6.1 billion) increase from 2020; U.S. imports from Hong Kong totaled \$4.1 billion, a 47.8% (\$3.8 billion) decrease; and the trade surplus was \$25.8 billion, a 61.9% increase (\$9.9 billion).

In 2021, **1.7%** of the total **U.S. exports** were shipped to Hong Kong while **0.1%** of total **U.S. Imports** were delivered from Hong Kong.

In 2021, of \$30.0 billion in the U.S. exports to Hong Kong, the top commodity sectors were Machinery and Mechanical Appliances (45.7%), Stone, Glass, Metals and Pearls (19.9%) and Chemicals, Plastics, Rubber, and Leather goods (6.9%).

In 2021, of \$4.1 billion in the U.S. imports from Hong Kong, the top commodity sectors were Special Classification Items, including articles previously imported for repair or alteration; instruments of international traffic, etc. (40.3%), followed by Stone, Glass, Metals and Pearls (25.1%), and Machinery and Mechanical Appliances (12.2%).

In 2021, U.S. exports of Stone, Glass, Metals, and Pearls to Hong Kong increased by 102.7% (\$3.0 billion) from \$2.9 billion in 2020 to \$6.0 billion, making up 6.3% of total U.S. exports of those commodities. U.S. imports of Stone, Glass, Metals, and Pearls decreased significantly by 81.0% (\$4.4 billion) from \$5.4 billion in 2020 to \$1.0 billion, making up 0.9% of U.S. total imports of those commodities.

In 2021, U.S. exports to Hong Kong shipped under a BIS license exception continued to decrease because of the BIS amendment to the Export Administration Regulations (EAR) suspending the availability of license exceptions to Hong Kong. In 2021, U.S. exports under BIS license exception totaled \$229.3 million, a 17.4% (\$48.4 million) decrease from 2020.

In 2021, export/re-export applications for tangible items, software, and technology (not including deemed export applications) for Hong Kong significantly decreased from 278 in 2020 to 87, only one third the number of licenses in 2020. License applications for Hong Kong counted 0.2% of the World total by license count.

In 2021, approved applications for Hong Kong totaled 62 (71.3% of the total applications) for a value of \$23.0 billion. There were 17 RWA with a value of \$147.4 million and 8 denials with a value of \$2.3 million.

The top approved ECNNs for Hong Kong by count include: **9A991** " with 7 approvals for "Aircraft" and Gas Turbine Engines Not Controlled by 9A001 Or 9A101 and "Parts" and "Components; **3E991** with 6 approvals for Technology for the "Development", "Production", or "Use" of Electronic Devices, "Parts" or "Components" Controlled by 3A991, General Purpose Electronic Equipment Controlled by 3A992, or Manufacturing and Test Equipment Controlled by 3B991 or 3B992, or Materials Controlled by 3C992; and **5D992** with 4 approvals for Information Security, Software Not Controlled by 5D002.

In 2021, the average processing time for Hong Kong was 91 days.



U.S. Trade with Hong Kong

I. Total U.S. Trade in goods with Hong Kong

In 2021, U.S. exports to Hong Kong reversed a 4-year downward trend from 2017 to 2020. U.S exports to Hong Kong totaled \$30.0 billion, a 25.6% (\$6.1 billion) increase from 2020; U.S. imports from Hong Kong totaled \$4.1 billion, a 47.8% (\$3.8 billion) decrease; and the trade surplus was \$25.8 billion, a 61.9% increase (\$9.9 billion).



In 2021, the level of both U.S. exports to Hong Kong and U.S. imports from Hong Kong are below the previous five-year average level by value not adjusted for inflation. The U.S. maintains a trade surplus with Hong Kong in the last six years, although in 2021, the trade surplus was below the previous five-year average level by value not adjusted for inflation.

	2016	2017	2018	2019	2020	2021	2016-2020 Average
EXPORTS	\$34,895.4	\$39,854.8	\$37,318.3	\$30,788.1	\$23,848.9	\$29,958.1	\$33,341.1
Δvalue	--	\$4,959.4	-\$2,536.5	-\$6,530.2	-\$6,939.2	\$6,109.1	
Δpct	--	14.2%	-6.4%	-17.5%	-22.5%	25.6%	
IMPORTS	\$7,406.8	\$7,372.2	\$6,271.2	\$4,729.1	\$7,895.7	\$4,125.3	\$6,735.0
Δvalue	--	-\$34.6	-\$1,101.0	-\$1,542.1	\$3,166.7	-\$3,770.4	
Δpct	--	-0.5%	-14.9%	-24.6%	67.0%	-47.8%	
BALANCE	\$27,488.5	\$32,482.6	\$31,047.1	\$26,059.0	\$15,953.2	\$25,832.7	\$26,606.1
Δvalue	--	\$4,994.0	(\$1,435.4)	(\$4,988.1)	(\$10,105.8)	\$9,879.5	
Δpct	--	18.2%	-4.4%	-16.1%	-38.8%	61.9%	

Values in Millions of U.S. Dollars. Source: U.S. Census Bureau USA Trade Portal February 15, 2022



U.S. Trade with Hong Kong

In 2021, of \$30.0 billion in the U.S. exports to Hong Kong, the top commodity sectors were Machinery and Mechanical Appliances (45.7%), Stone, Glass, Metals and Pearls (19.9%) and Chemicals, Plastics, Rubber, and Leather Goods (6.9%).

In 2021, of \$4.1 billion in the U.S. imports from Hong Kong, the top commodity sectors were Special Classification Items, including articles previously imported for repair or alteration; instruments of international traffic, etc. (40.3%), followed by Stone, Glass, Metals and Pearls (25.1%), and Machinery and Mechanical Appliances (12.2%).

Imports from Hong Kong by Sector	Hong Kong Commodity Trade 2021	US exports to Hong Kong by Sector
\$4,125,336,290	Total Value All Commodities	\$29,958,053,382
3.9%	Agriculture (Chapters 01-24)	6.4%
0.5%	Oils, Minerals, Lime, Cement (Chapters 25-27)	0.4%
4.1%	Chemicals, Plastics, Rubber, Leather (Chapters 28-43)	6.9%
1.4%	Wood, Cork, Paper, Printed Books (Chapters 44-49)	0.5%
4.1%	Textiles, Footwear, Headgear (Chapters 50-67)	0.7%
25.1%	Stone, Glass, Metals, Pearls (Chapters 68-71)	19.9%
1.3%	Base Metals, Iron, Steel, Tools (Chapters 72-83)	2.8%
12.2%	Machinery & Mechanical Appliances (Chapters 84-85)	45.7%
0.4%	Transportation Equipment (Chapters 86-89)	3.9%
2.1%	Optical, Measuring, Medical, Other Instruments (Chapters 90-92)	5.9%
0.0%	Arms & Ammunition (Chapter 93)	0.0%
3.7%	Miscellaneous Manufactured Items (Chapters 94-96)	0.5%
0.8%	Art, Collectors' Pieces, Antiques (Chapter 97)	4.5%
40.3%	Special Items (Chapters 98)	1.7%

Source: U.S. Census Bureau USA Trade Portal February 15, 2022

In 2021, **1.7%** of the total **U.S. exports** were shipped to Hong Kong while **0.1%** of total **U.S. Imports** were delivered from Hong Kong.

Trade in Stone, Glass, Metals and Pearls

In 2021, U.S. exports of Stone, Glass, Metals, and Pearls to Hong Kong increased by 102.7% (\$3.0 billion) from \$2.9 billion in 2020 to \$6.0 billion, making up 6.3% of total U.S. exports of those commodities. In 2021, U.S. imports of Stone, Glass, Metals, and Pearls decreased by 81.0% (\$4.4 billion) from \$5.4 billion in 2020 to \$1.0 billion, making up 0.9% of total U.S. imports of those commodities.

Exports

In 2021, the U.S. exports of Art, Collectors' Pieces and Antiques to Hong Kong increased by 28.1% (\$296.0 million) from \$1.1 billion to \$1.4 billion, representing 15.6% of total U.S. exports to the World of those commodities.



U.S. Exports to Hong Kong subject to U.S. Government Export Control

II. U.S. Exports to Hong Kong subject to U.S. Government Export Control

In 2021, of the \$30.0 billion in U.S. exports to Hong Kong:

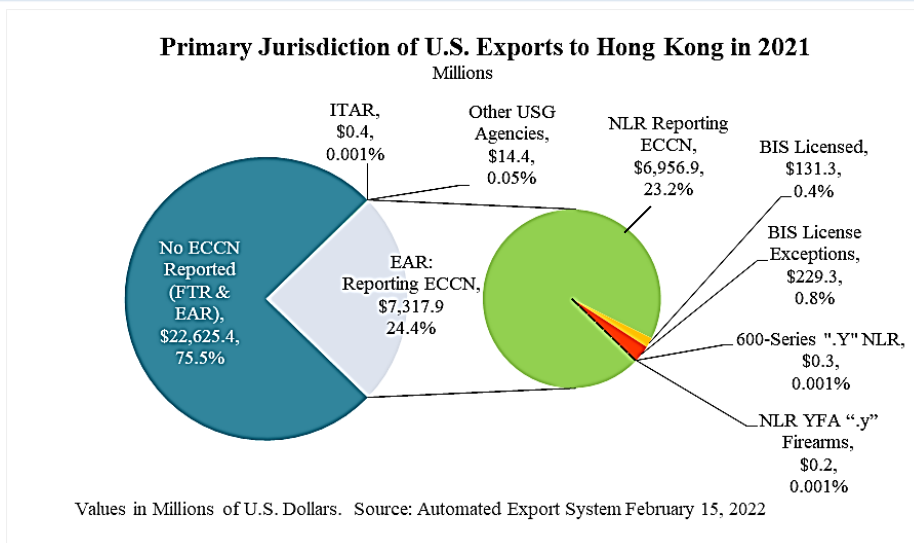
- 1.2% were subject to a BIS license requirement.
 - 0.4% were exported under a BIS license. Worldwide, 0.4% were exported under a BIS license.
 - 0.8% were exported under a BIS license exception. Worldwide, 0.8% were exported under a BIS license exception.
- 23.2% were exported under No License Required with an ECCN; Worldwide, 10.0% were exported under NLR with an ECCN reported.
 - 0.001% were exported under NLR for 600-series .y subparagraph items. Worldwide, 0.02% were exported under NLR 600-series .y subparagraph items.
 - 0.001% were exported under NLR for 0A501 .y subparagraph Firearms items; Worldwide, 0.001% were exported under NLR for 0A501 .y subparagraph Firearms items.

Hong Kong			
	2019	2020	2021
Department of State	\$3.9	\$0.7	\$0.4
Other USG Agencies	\$6.7	\$36.8	\$14.4
Department of Commerce	\$30,777.6	\$23,811.5	\$29,943.2
BIS Licensed	\$10.0	\$52.4	\$131.3
BIS License Exceptions	\$440.4	\$277.7	\$229.3
NLR reporting an ECCN	\$4,900.5	\$4,602.5	\$6,956.9
NLR not reporting an ECCN	\$25,426.7	\$18,878.6	\$22,625.4
NLR 600-Series ".y" subparagraph	\$0.01	\$0.001	\$0.3
NLR YFA ".y" subparagraph Firearms	\$0.0	\$0.2	\$0.2

Values in Millions of U.S. Dollars. Source: Automated Export System February 15, 2022

Effective on December 23, 2020, BIS removed Hong Kong as a separate destination under the EAR. Thus, the reasons for control for Hong Kong is the same as for China.

Reasons for Control	Chemical and Biological Weapons			Nuclear Nonproliferation		National Security		Missile Tech	Regional Stability		Firearms Convention	Crime Control			Anti-Terrorism	
	CB:1	CB:2	CB:3	NP:1	NP:2	NS:1	NS:2	MT:1	RS:1	RS:2	FC:1	CC:1	CC:2	CC:3	AT:1	AT:2
China	X	X	X	X		X	X	X	X	X		X		X		

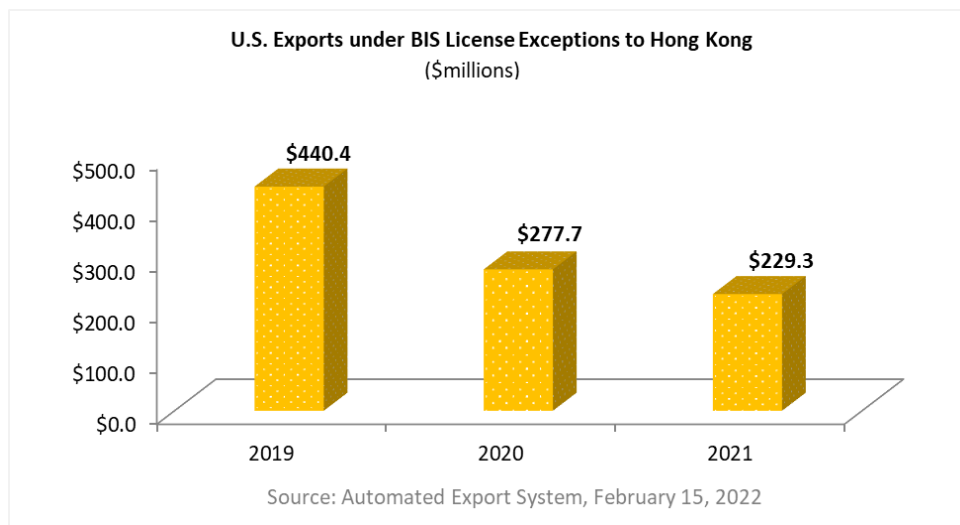




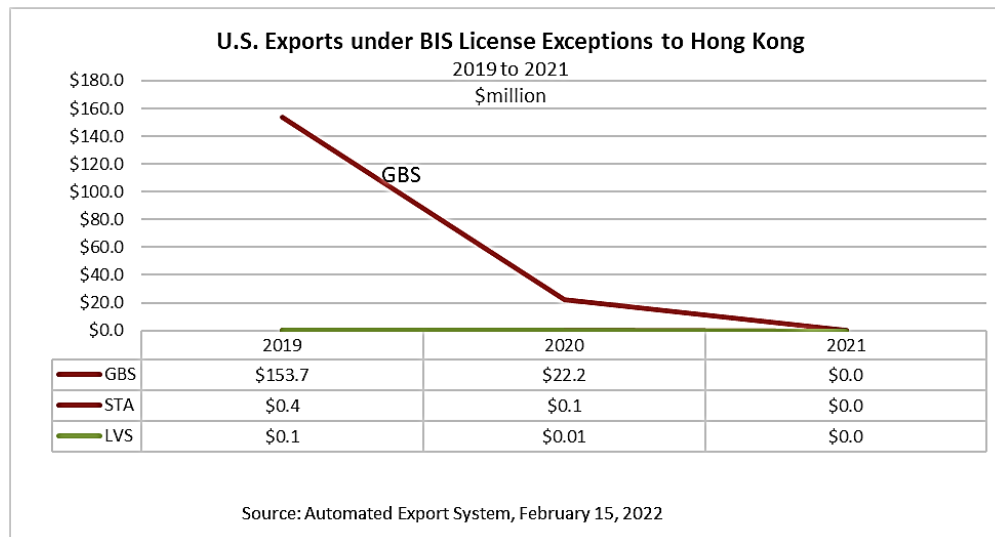
U.S. Exports to Hong Kong subject to U.S. Government Export Control

Effective on July 31, 2020, BIS amended the Export Administration Regulations (EAR) to suspend the availability of all license exceptions for Hong Kong that provide differential treatment as compared to those available to the People’s Republic of China. These license exceptions are no longer available for exports and reexports to Hong Kong, and transfers within Hong Kong, of all items subject to the EAR. This amendment is part of revised U.S. policy toward Hong Kong in response to the imposed security measures on Hong Kong by the Chinese Communist Party. These new security measures undermine Hong Kong’s autonomy and thereby increase the risk that sensitive U.S. technology and items will be illegally diverted to unauthorized end uses and end users in the PRC or to unauthorized destinations such as Iran or North Korea.

In 2021, U.S. exports to Hong Kong shipped under a BIS license exception continued to decrease because of the BIS amendment to the EAR concerning Hong Kong. In 2021, U.S. exports under BIS license exception totaled \$229.3 million, a 17.4% (\$48.4 million) decrease from 2020.




License exceptions that are no longer available include Strategic Trade Authorization (STA), Shipments to Country Group B Countries (GBS), and Limited Value Shipment (LVS).

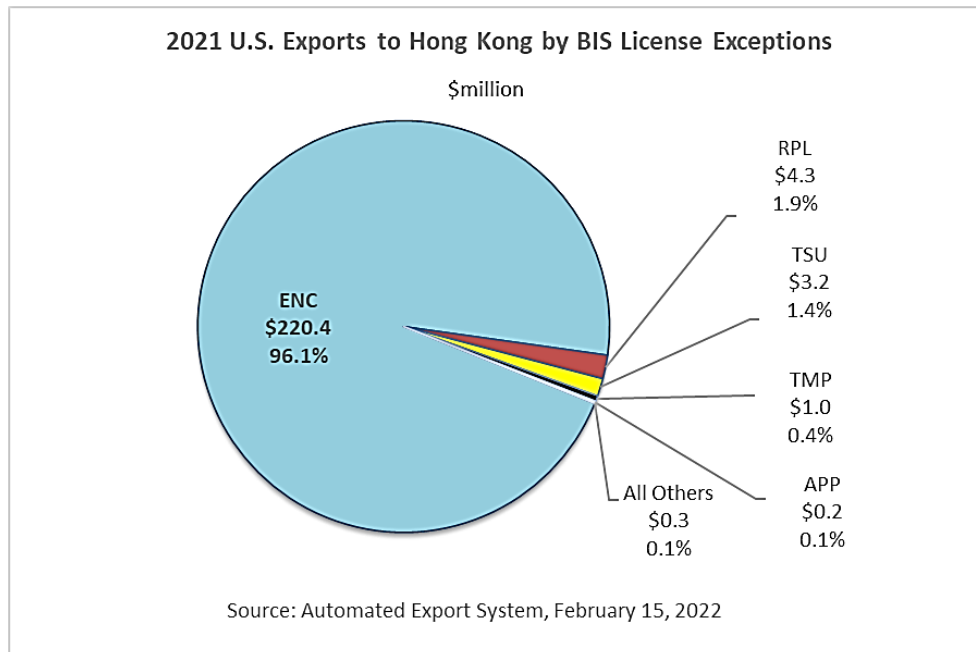




U.S. Exports to Hong Kong subject to U.S. Government Export Control



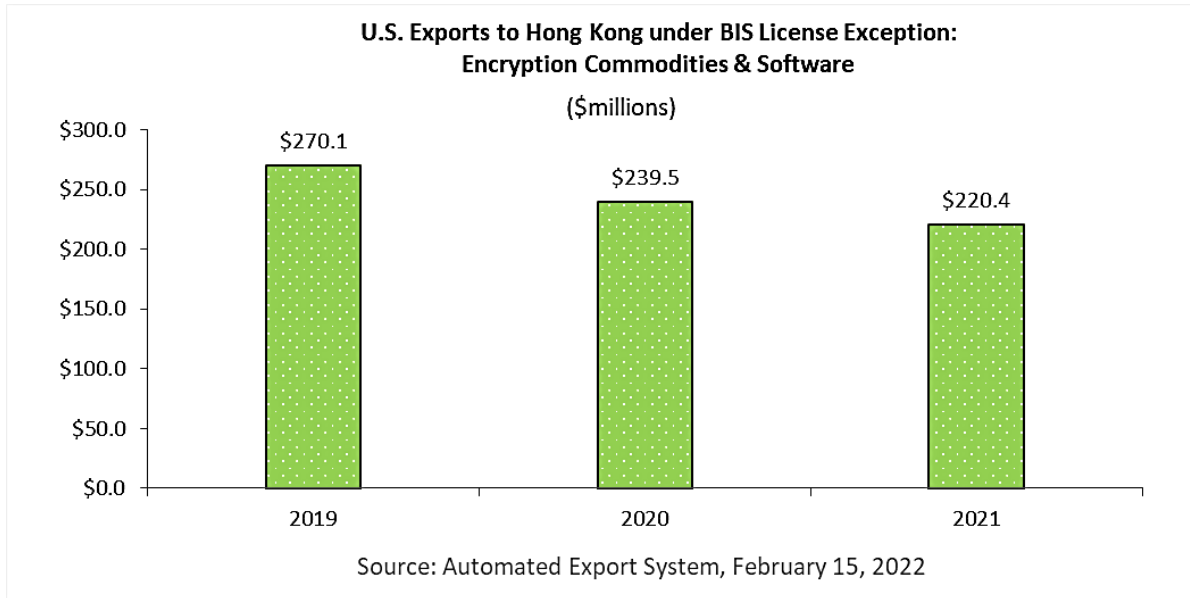
In 2021, the top license exception Encryption Commodities & Software (ENC) totaled \$220.4 million (96.1% of all license exceptions), followed by Servicing and Replacement of Parts and Equipment (RPL) at \$4.3 million (1.9%), and Technology & Software Unrestricted (TSU) at \$3.2 million (1.4%).





U.S. Exports to Hong Kong subject to U.S. Government Export Control

In 2021, U.S. exports to Hong Kong shipped under a BIS license exception: Encryption Commodities & Software (ENC) totaled \$220.4 million, an 8.7% (\$19.2 million) decrease from 2020.





U.S. Exports to Hong Kong by Top Ten Export Control Classification Numbers (ECCN)

Top Ten ECCNs by Value to Hong Kong (\$millions)		
LICENSED	#1	5A991 Telecommunication equipment, not controlled by 5A001 (see List of Item
	#2	EAR99 Items subject to the EAR that are not elsewhere specified in this CCL
	#3	7A994 Other navigation direction finding equipment, airborne communication e
	#4	9A991 "Aircraft," n.e.s., and gas turbine engines not controlled by 9A001 or
	#5	3A001 Electronic items as follows (see List of Items Controlled).
	#6	2B201 Machine tools, and any combination thereof, other than those controlle
	#7	3A991 Electronic devices, and "components" not controlled by 3A001.
	#8	6A008 Radar systems, equipment and assemblies, having any of the following (
	#9	5A002 "Information security" systems, equipment and "components," as follows
	#10	5A992 Equipment not controlled by 5A002 (see List of Items Controlled).

Note: ECCN descriptions have been truncated: please review Commerce Control List for full description

Top Ten ECCNs by Value to Hong Kong (\$millions)		
EXCEPTIONS	#1	5A002 "Information security" systems, equipment and "components," as follows
	#2	7A103 Instrumentation, navigation equipment and systems, other than those co
	#3	EAR99 Items subject to the EAR that are not elsewhere specified in this CCL
	#4	5A992 Equipment not controlled by 5A002 (see List of Items Controlled).
	#5	9A991 "Aircraft," n.e.s., and gas turbine engines not controlled by 9A001 or
	#6	5B002 "Information Security" test, inspection and "production" equipment, as
	#7	4A003 "Digital computers", "electronic assemblies", and related equipment th
	#8	5D002 "Software" as follows (see List of Items Controlled).
	#9	7A994 Other navigation direction finding equipment, airborne communication e
	#10	3A001 Electronic items as follows (see List of Items Controlled).

Note: ECCN descriptions have been truncated: please review Commerce Control List for full description

Top Ten ECCNs by Value to Hong Kong (\$millions)		
NLR with ECCN	#1	5A992 Equipment not controlled by 5A002 (see List of Items Controlled).
	#2	5A991 Telecommunication equipment, not controlled by 5A001 (see List of Item
	#3	9A991 "Aircraft," n.e.s., and gas turbine engines not controlled by 9A001 or
	#4	3A991 Electronic devices, and "components" not controlled by 3A001.
	#5	4A994 Computers, "electronic assemblies" and related equipment not controlle
	#6	7A994 Other navigation direction finding equipment, airborne communication e
	#7	6A993 Cameras, not controlled by 6A003 or 6A203, as follows (see List of It
	#8	3A999 Specific Processing Equipment, n.e.s., as Follows (See List of Items C
	#9	1C990 Fibrous and filamentary materials, not controlled by 1C010 or 1C210, f
	#10	3A992 General purpose electronic equipment not controlled by 3A002.

Note: ECCN descriptions have been truncated: please review Commerce Control List for full description



U.S. Exports to Hong Kong by Top Ten Export Control Classification Numbers (ECCN)

Top Ten ECCNs to Hong Kong by Shipment Count		
LICENSED	#1	7A994 Other navigation direction finding equipment, airborne communication e
	#2	5A991 Telecommunication equipment, not controlled by 5A001 (see List of Item
	#3	9A991 "Aircraft," n.e.s., and gas turbine engines not controlled by 9A001 or
	#4	EAR99 Items subject to the EAR that are not elsewhere specified in this CCL
	#5	5A992 Equipment not controlled by 5A002 (see List of Items Controlled).
	#6	3A001 Electronic items as follows (see List of Items Controlled).
	#7	5A002 "Information security" systems, equipment and "components," as follows
	#8	1C006 Fluids and lubricating materials, as follows (see List of Items Contro
	#9	1A004 Protective and Detection Equipment and "Components," Not "Specially De
	#10	1C351 Human and animal pathogens and "toxins," as follows (see List of Items

Note: ECCN descriptions have been truncated: please review Commerce Control List for full description

Top Ten ECCNs to Hong Kong by Shipment Count		
EXCEPTIONS	#1	5A002 "Information security" systems, equipment and "components," as follows
	#2	EAR99 Items subject to the EAR that are not elsewhere specified in this CCL
	#3	7A103 Instrumentation, navigation equipment and systems, other than those co
	#4	9A991 "Aircraft," n.e.s., and gas turbine engines not controlled by 9A001 or
	#5	5D002 "Software" as follows (see List of Items Controlled).
	#6	5D992 "Information Security" "software" not controlled by 5D002 as follows (
	#7	5A992 Equipment not controlled by 5A002 (see List of Items Controlled).
	#8	4A003 "Digital computers", "electronic assemblies", and related equipment th
	#9	5B002 "Information Security" test, inspection and "production" equipment, as
	#10	7A994 Other navigation direction finding equipment, airborne communication e

Note: ECCN descriptions have been truncated: please review Commerce Control List for full description

Top Ten ECCNs to Hong Kong by Shipment Count		
NLR with ECCN	#1	5A992 Equipment not controlled by 5A002 (see List of Items Controlled).
	#2	9A991 "Aircraft," n.e.s., and gas turbine engines not controlled by 9A001 or
	#3	5A991 Telecommunication equipment, not controlled by 5A001 (see List of Item
	#4	3A991 Electronic devices, and "components" not controlled by 3A001.
	#5	8A992 Vessels, marine systems or equipment, not controlled by 8A001 or 8A002
	#6	1A995 Protective and detection equipment not "specially designed" for milita
	#7	7A994 Other navigation direction finding equipment, airborne communication e
	#8	4A994 Computers, "electronic assemblies" and related equipment not controlle
	#9	3A992 General purpose electronic equipment not controlled by 3A002.
	#10	3A999 Specific Processing Equipment, n.e.s., as Follows (See List of Items C

Note: ECCN descriptions have been truncated: please review Commerce Control List for full description

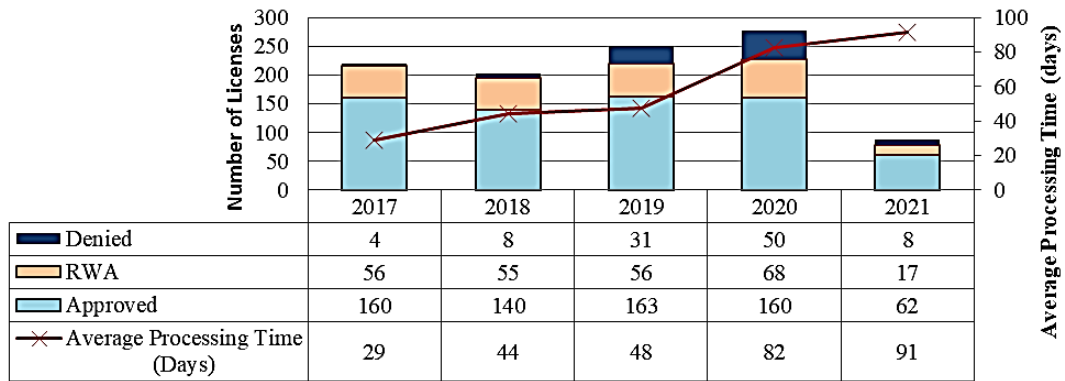


III. BIS Licensing for Hong Kong

In 2021, license applications (not including deemed export applications) for Tangible Items, Software, and Technology for Hong Kong reduced significantly from 278 in 2020 to 87, only one third of the license applications in 2020. In 2021, the total application value was \$24.0 billion, compared to a total of 39,901 applications worldwide valued at \$1.4 trillion.

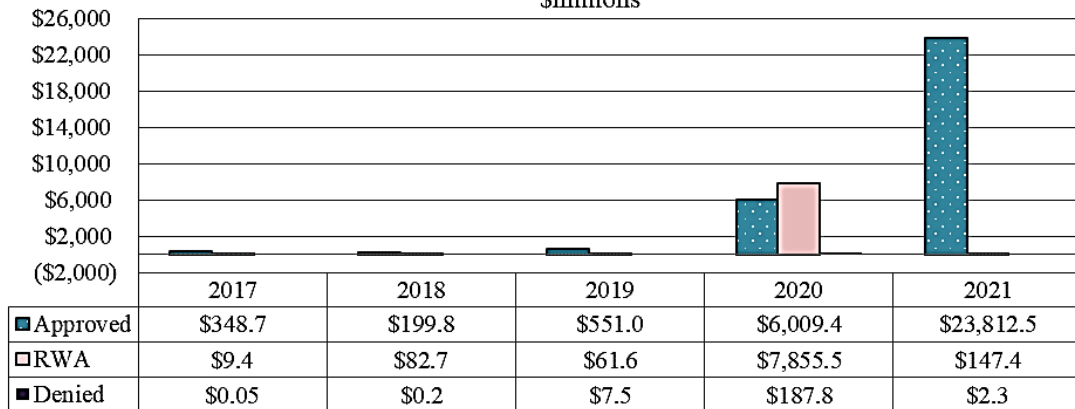
-Approved applications for Hong Kong totaled 62 (71.3% of the total applications) with a value of \$23.0 billion, compared to 34,369 (86.1%) approved applications for all destinations valued at \$322.8 billion.

**Licenses for Tangible Items, Software and Technology for Hong Kong
by Count
(Excluding Deemed Export)
2017 - 2021**



Source: Commerce U.S. Exports Exporter's Support System: April 20, 2022

**Licenses for Tangible Items, Software and Technology for Hong Kong
by Value
2017 - 2021
\$millions**



Source: Commerce U.S. Exporter Support System, February 28, 2022



BIS License Determination Trends for Hong Kong

In 2021, BIS did not receive any applications for Deemed Exports from nationals of Hong Kong, compared to 942 applications worldwide.

In the last five years, there were no denials for Deemed Export applications from nationals of Hong Kong.

Deemed Export Licenses for Nationals of Hong Kong						
2017 - 2021						
Year	Approved	RWA	Denied	Hong Kong Total	World Total	Hong Kong Total/World Total
2017	2	0	0	2	1,510	0.1%
2018	1	0	0	1	967	0.1%
2019	0	0	0	0	1,302	0.0%
2020	1	1	0	2	1,212	0.2%
2021	0	0	0	0	942	0.0%

Source: Commerce U.S. Exporter Support System, February 28, 2022

The top approved ECNNs for Hong Kong by count include: 9A991 " with 7 approvals for "Aircraft" and Gas Turbine Engines Not Controlled by 9A001 Or 9A101 and "Parts" and "Components; 3E991 with 6 approvals for Technology for the "Development", "Production", or "Use" of Electronic Devices, "Parts" or "Components" Controlled by 3A991, General Purpose Electronic Equipment Controlled by 3A992, or Manufacturing and Test Equipment Controlled by 3B991 or 3B992, or Materials Controlled by 3C992; and 5D992 with 4 approvals for Information Security, Software Not Controlled by 5D002.

Top Ten Approved (with deemed) ECCNs to Hong Kong by Count		2017	2018	2019	2020	2021	% of World Total 2021
APPROVED	#1 EAR99 Items subject to the EAR that are not elsewhere specified in this CCL	-	-	2	44	35	2.1%
	#2 9A991 "Aircraft," n.e.s., and gas turbine engines not controlled by 9A001 or	-	-	-	9	7	1.7%
	#3 3E991 "Technology" for the "development," "production" or "use" of electroni	-	1	-	4	6	2.6%
	#4 5D992 "Information Security" "software" not controlled by 5D002 as follows (1	1	2	5	4	2.4%
	#5 7A994 Other navigation direction finding equipment, airborne communication e	-	-	-	1	4	3.6%
	#6 5A992 Equipment not controlled by 5A002 (see List of Items Controlled).	1	1	3	4	4	1.8%
	#7 5A002 "Information security" systems, equipment and "components," as follows	7	3	11	6	3	0.6%
	#8 5D002 "Software" as follows (see List of Items Controlled).	8	3	3	4	3	0.5%
	#9 5A991 Telecommunication equipment, not controlled by 5A001 (see List of Item	-	-	1	3	3	2.5%
	#10 3A001 Electronic items as follows (see List of Items Controlled).	2	5	4	8	3	0.2%

Source: Commerce U.S. Exporter Support System, February 28, 2022

Note: ECCN Descriptions have been truncated; please review Commerce Control List for Full Description

Denied (with deemed) ECCNs to Hong Kong by Count		2021	% of World Total 2021
#1	5A991 Telecommunication equipment, not controlled by 5A001 (see List of Item	2	1.8%
#2	5D992 "Information Security" "software" not controlled by 5D002 as follows (1	2.1%
#3	EAR99 Items subject to the EAR that are not elsewhere controlled	6	2.1%

Source: Commerce U.S. Exporter Support System, February 28, 2022

In 2021, the average processing time for Hong Kong was 91 calendar days.



Summary of U.S. Exports to Hong Kong

Summary of U.S. Exports to Hong Kong Calendar Year 2021				
	CY2021	CY2020	% of Total Exports	Percentage Change from previous year
Total Exports	\$29,958,053,382	\$23,848,947,678		25.6%
Total Subject to ITAR	\$403,843	\$680,943	0.001%	-40.7%
Subject to Other Gov. Agencies	\$14,404,559	\$36,807,064	0.05%	-60.9%
Detailed Summary of EAR-Controlled Exports				
AES License Type	Description	Value	Percentage of Total	Percentage Description
C30	Licenses	\$131,260,943	100.0%	
VDC	Voluntary Disclosure	\$10	0.0%	
Total of Licensed		\$131,260,953	0.4%	Total Licensed/Total Exports
C40	TMP	\$1,008,229	0.4%	
C41	RPL	\$4,284,744	1.9%	
C42	GOV	\$2,856	0.001%	
C43	GFT	\$34,585	0.02%	
C44	TSU	\$3,154,060	1.4%	
C45	BAG	\$11,229	0.005%	
C46	AVS	\$203,218	0.1%	
C50	ENC	\$220,372,177	96.1%	
C53	APP	\$217,701	0.09%	
Total of License Exceptions		\$229,288,799	0.8%	Total License Exceptions/Total Exports
			63.6%	Total License Exceptions/Total Subject to License Requirement
Total subject to license requirement (Licensed and License Exceptions)		\$360,549,752	1.2%	Total Subject to License Requirement/Total Exports
C33	NLR reporting an ECCN	\$6,956,886,451	23.2%	NLR reporting an ECCN/ Total Exports
C60	NLR for 600-Series ".y" subparagraph	\$254,453	0.001%	NLR for 600-Series ".y" subparagraph/ Total Exports
C63	NLR for 0A501 .y subparagraph Firearms	\$165,945	0.001%	NLR for 0A501 .y subparagraph firearms/ Total Exports
Total of NLR		\$6,957,306,849	23.2%	Total NLR with an ECCN/ Total Exports
Exports not reporting an ECCN		\$22,625,388,379	75.5%	

Source: U.S. Census Bureau, Foreign Trade Division and Automated Export System