



## U.S. Trade with South Africa

### Summary

In 2021, U.S. exports to South Africa totaled \$5.5 billion, a 25.8% (\$1.1 billion) increase from 2020; U.S. imports from South Africa totaled \$15.7 billion, a 38.5% (\$4.4 billion) increase; and the trade deficit was \$10.2 billion, a 46.4% (\$3.2 billion) increase.

In 2021, **0.3%** of the total *U.S. exports* were shipped to South Africa while **0.6%** of total *U.S. Imports* were delivered from South Africa.

In 2021, of the \$5.5 billion in U.S. exports to South Africa, the top commodity sectors were Machinery and Mechanical Appliances (22.7%), Transportation Equipment (17.4%), and Chemicals, Plastics, Rubber and Leather products (16.5%).

In 2021, of the \$15.8 billion in U.S. imports from South Africa, the top commodity sectors were Stone, Glass, Metals and Pearls (66.3%), Base Metals, Iron, Steel, Tools (8.8%), and Chemicals, Plastics, Rubber and Leather products (8.1%).

In 2021, the U.S. imported \$10.4 billion in Stone, Glass, Metals, and Pearls from South Africa, representing 8.6% of those commodities imported worldwide.

In 2021, U.S. exports to South Africa shipped under a BIS license exception totaled \$54.6 million, a 0.7% (\$0.4 million) decrease from \$55.0 million in 2020. Usage of the license exception authorization for Encryption Commodities & Software Encryption Commodities & Software totaled \$50.1 million, a 4.7% (\$2.5 million) decrease from \$52.6 million in 2020.

In 2021, BIS reviewed 388 export/re-export applications (not including deemed export applications) for tangible items, software and technology valued at \$211.9 million for South Africa. License applications for South Africa counted 1.0% of the World total by license count. BIS approved 356 (91.8% of the total applications) for \$168.1 million, RWA totaled 28 for \$43.7 million; and there were 4 denials worth \$0.2 million.

In 2021, BIS reviewed 3 applications for Deemed Exports from nationals of South Africa, 0.4% of all approved deemed exports applications. There were no RWA or denials.

The top approved ECNNs (including deemed exports) to South Africa by count include: 0A501 for Firearms (except 0A502 Shotguns) and Related Commodities with 118 approvals, 0A504 for Optical Sighting Devices for Firearms (including Shotguns Controlled by 0A502) with 52 approvals, and 2B350 for Chemical Manufacturing Facilities and Equipment with 28 approvals.

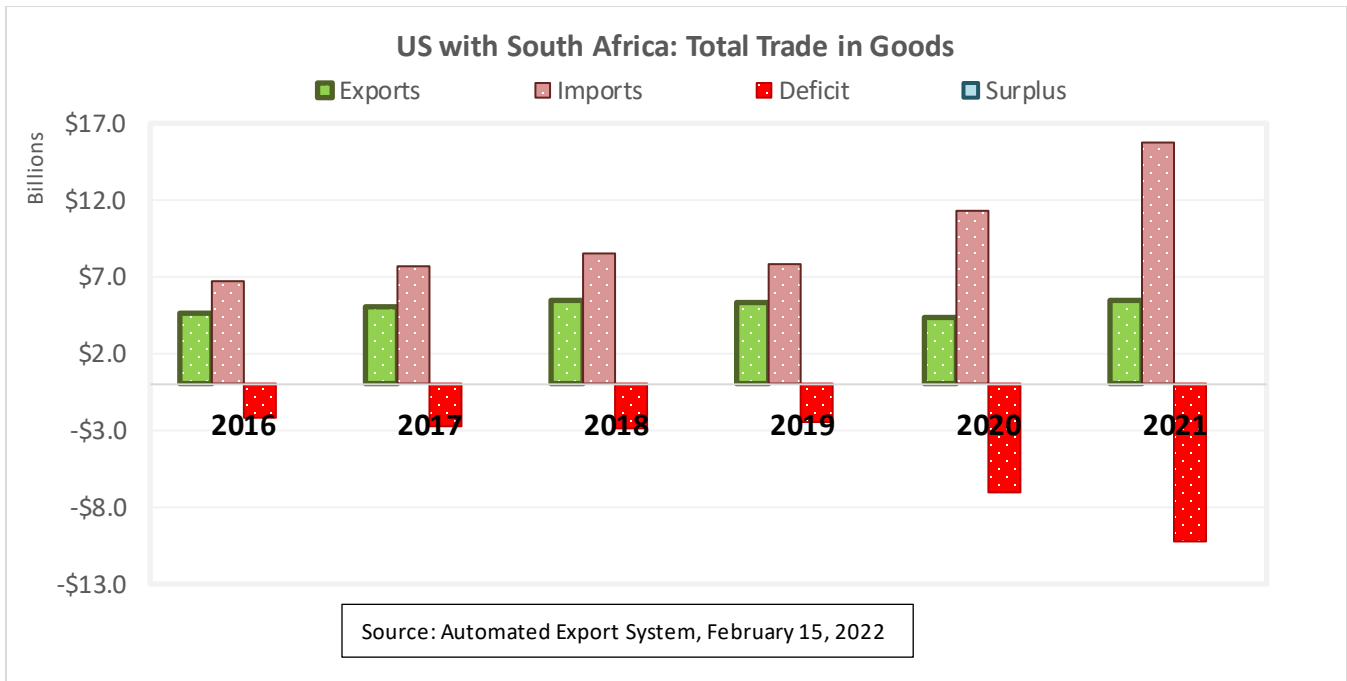
In 2021, the average processing time for South Africa was 33 calendar days.



# U.S. Trade with South Africa

## I. Total U.S. Trade in goods with South Africa

In 2021, U.S. exports to South Africa totaled \$5.5 billion, a 25.8% (\$1.1 billion) increase from 2020; U.S. imports from South Africa totaled \$15.7 billion, a 38.5% (\$4.4 billion) increase; and the trade deficit was \$10.2 billion, a 46.4% (\$3.2 billion) increase.



In 2021, both U.S. exports to South Africa and U.S. imports from South Africa exceeded the prior five-year average level by value not adjusted for inflation. The U.S. trade deficit with South Africa is also exceeded the prior five-year average level by value not adjusted for inflation.

	2016	2017	2018	2019	2020	2021	2016-2020 Average
<b>EXPORTS</b>	\$4,600.0	\$5,050.6	\$5,531.3	\$5,367.2	\$4,374.2	\$5,501.3	\$4,984.6
Δvalue	--	\$450.7	\$480.6	-\$164.1	-\$993.0	\$1,127.1	--
Δpct	--	9.8%	9.5%	-3.0%	-18.5%	25.8%	--
<b>IMPORTS</b>	\$6,784.3	\$7,735.2	\$8,465.3	\$7,794.6	\$11,368.0	\$15,743.0	\$8,429.5
Δvalue	--	\$950.9	\$730.1	-\$670.7	\$3,573.4	\$4,375.0	--
Δpct	--	14.0%	9.4%	-7.9%	45.8%	38.5%	--
<b>BALANCE</b>	(\$2,184.4)	(\$2,684.6)	(\$2,934.1)	(\$2,427.5)	(\$6,993.9)	(\$10,241.8)	(\$3,444.9)
Δvalue	--	(\$500.2)	(\$249.5)	\$506.6	(\$4,566.4)	(\$3,247.9)	--
Δpct	--	22.9%	9.3%	-17.3%	188.1%	46.4%	--

Values in Millions of U.S. Dollars. Source: U.S. Census Bureau USA Trade Portal February 15, 2022



## U.S. Trade with South Africa

In 2021, of the \$5.5 billion in U.S. exports to South Africa, the top commodity sectors were Machinery and Mechanical Appliances (22.7%), Transportation Equipment (17.4%), and Chemicals, Plastics, Rubber and Leather Products (16.5%).

In 2021, of the \$15.7 billion in U.S. imports from South Africa, the top commodity sectors were Stone, Glass, Metals and Pearls (66.3%), Base Metals, Iron, Steel, Tools (8.8%), and Chemicals, Plastics, Rubber and Leather products (8.1%).

Imports from South Africa by Sector	South Africa Commodity Trade 2021	US exports to South Africa by Sector
\$15,743,004,806	Total Value All Commodities	\$5,501,251,850
3.2%	Agriculture (Chapters 01-24)	5.0%
2.2%	Oils, Minerals, Lime, Cement (Chapters 25-27)	10.3%
8.1%	Chemicals, Plastics, Rubber, Leather (Chapters 28-43)	16.5%
0.2%	Wood, Cork, Paper, Printed Books (Chapters 44-49)	2.5%
0.2%	Textiles, Footwear, Headgear (Chapters 50-67)	0.7%
66.3%	Stone, Glass, Metals, Pearls (Chapters 68-71)	12.1%
8.8%	Base Metals, Iron, Steel, Tools (Chapters 72-83)	2.6%
3.4%	Machinery & Mechanical Appliances (Chapters 84-85)	22.7%
6.1%	Transportation Equipment (Chapters 86-89)	17.4%
0.2%	Optical, Measuring, Medical, Other Instruments (Chapters 90-92)	4.8%
0.1%	Arms & Ammunition (Chapter 93)	0.3%
0.2%	Miscellaneous Manufactured Items (Chapters 94-96)	0.6%
0.2%	Art, Collectors' Pieces, Antiques (Chapter 97)	0.1%
0.7%	Special Items (Chapters 98)	4.2%

Source: U.S. Census Bureau USA Trade Portal February 15, 2022

In 2021, **0.3%** of the total U.S. exports were shipped to South Africa while **0.6%** of total U.S. Imports were delivered from South Africa.

### U.S. Imports of Stone, Glass, Metals and Pearls from South Africa

In 2021, the U.S. imported \$10.4 billion in Stone, Glass, Metals and Pearls from South Africa, representing 8.6% of those commodities imported worldwide.



# U.S. Exports to South Africa subject to U.S. Government Export Control

## II. U.S. Exports to South Africa subject to U.S. Government Export Control

In 2021, of the \$5.5 billion in U.S. exports to South Africa:

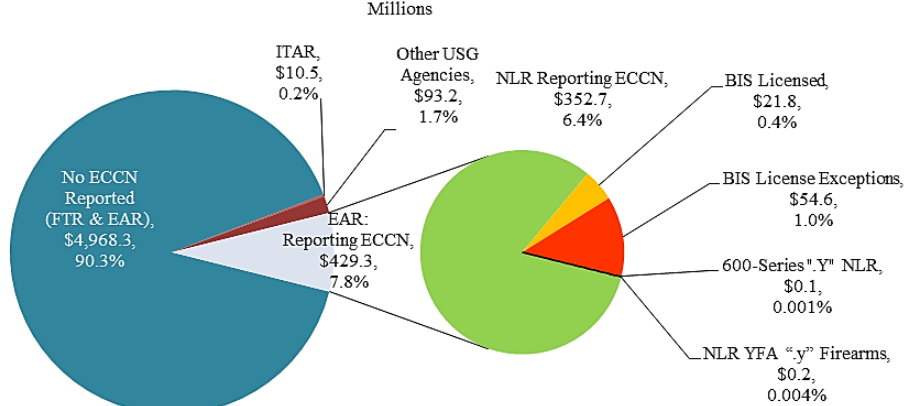
- 1.4% were subject to a BIS license requirement.
  - 0.4% were exported under a BIS license. Worldwide, 0.4% were exported under a BIS license.
  - 1.0% were exported under a BIS license exception. Worldwide, 0.8% were exported under a BIS license exception.
- 6.4% were exported under No License Required with an ECCN; Worldwide, 10.0% were exported under NLR with an ECCN reported.
  - 0.001% were exported under NLR for 600-series .y subparagraph items. Worldwide, 0.02% were exported under NLR 600-series .y subparagraph items.
  - 0.004% were exported under NLR for 0A501 .y subparagraph Firearms items; Worldwide, 0.001% were exported under NLR for 0A501 .y subparagraph Firearms items.

South Africa			
	2019	2020	2021
<b>Department of State</b>	<b>\$14.8</b>	<b>\$7.5</b>	<b>\$10.5</b>
<b>Other USG Agencies</b>	<b>\$41.9</b>	<b>\$14.4</b>	<b>\$93.2</b>
<b>Department of Commerce</b>	<b>\$5,310.5</b>	<b>\$4,352.2</b>	<b>\$5,397.5</b>
BIS Licensed	\$13.0	\$14.0	\$21.8
BIS License Exceptions	\$76.9	\$55.0	\$54.6
NLR reporting an ECCN	\$404.7	\$259.3	\$352.7
NLR not reporting an ECCN	\$4,815.8	\$4,023.7	\$4,968.3
NLR 600-Series ".y" subparagraph	\$0.0	\$0.1	\$0.1
NLR YFA ".y" subparagraph Firearms	\$0.0	\$0.1	\$0.2

Values in Millions of U.S. Dollars. Source: Automated Export System February 15, 2022

Reasons for Control	Chemical and Biological Weapons			Nuclear Nonproliferation		National Security		Missile Tech	Regional Stability		Firearms Convention			Crime Control			Anti-Terrorism	
	CB:1	CB:2	CB:3	NP:1	NP:2	NS:1	NS:2	MT:1	RS:1	RS:2	FC:1	CC:1	CC:2	CC:3	AT:1	AT:2		
South Africa	X	X				X		X	X			X		X				

### Primary Jurisdiction of U.S. Exports to South Africa in 2021

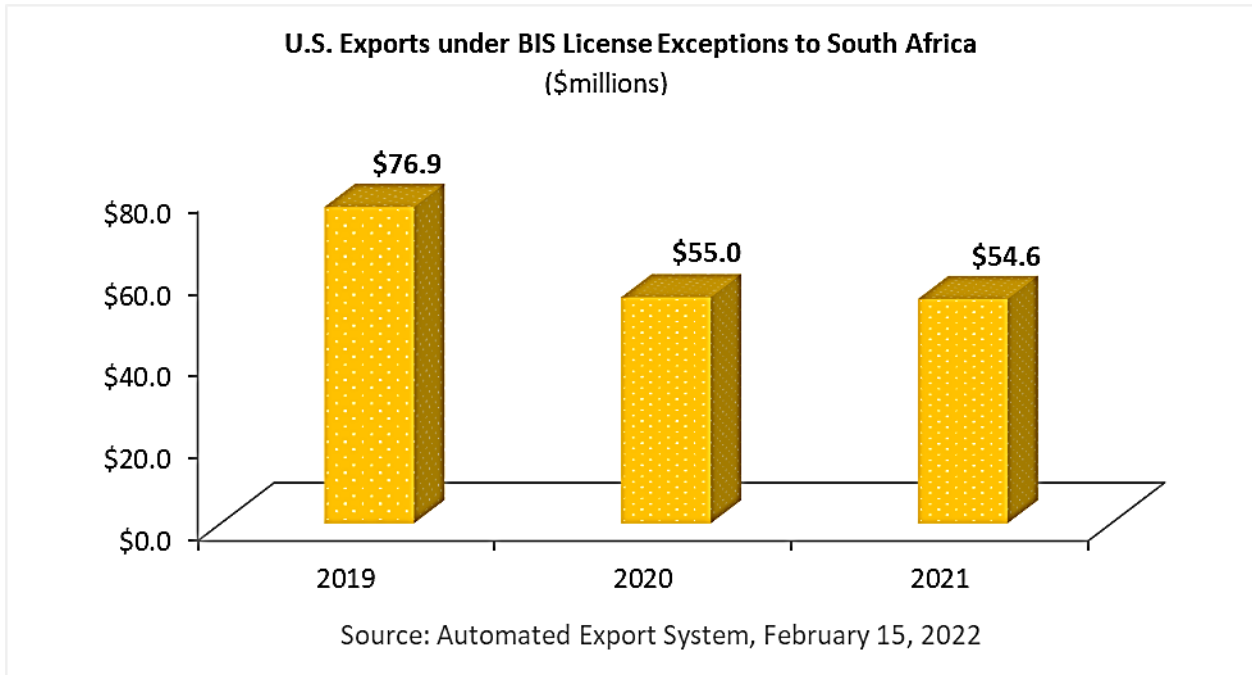


Values in Millions of U.S. Dollars. Source: Automated Export System February 15, 2022

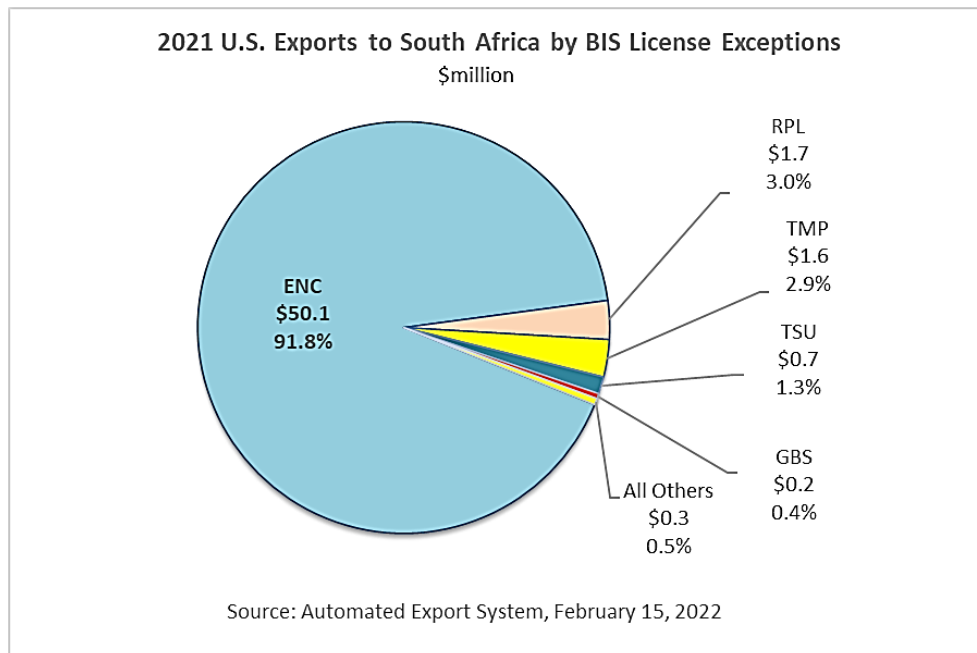


# U.S. Exports to South Africa subject to U.S. Government Export Control

In 2021, U.S. exports to South Africa shipped under a BIS license exception totaled \$54.6 million, a 0.7% (\$0.4 million) decrease from \$55.0 million in 2020.



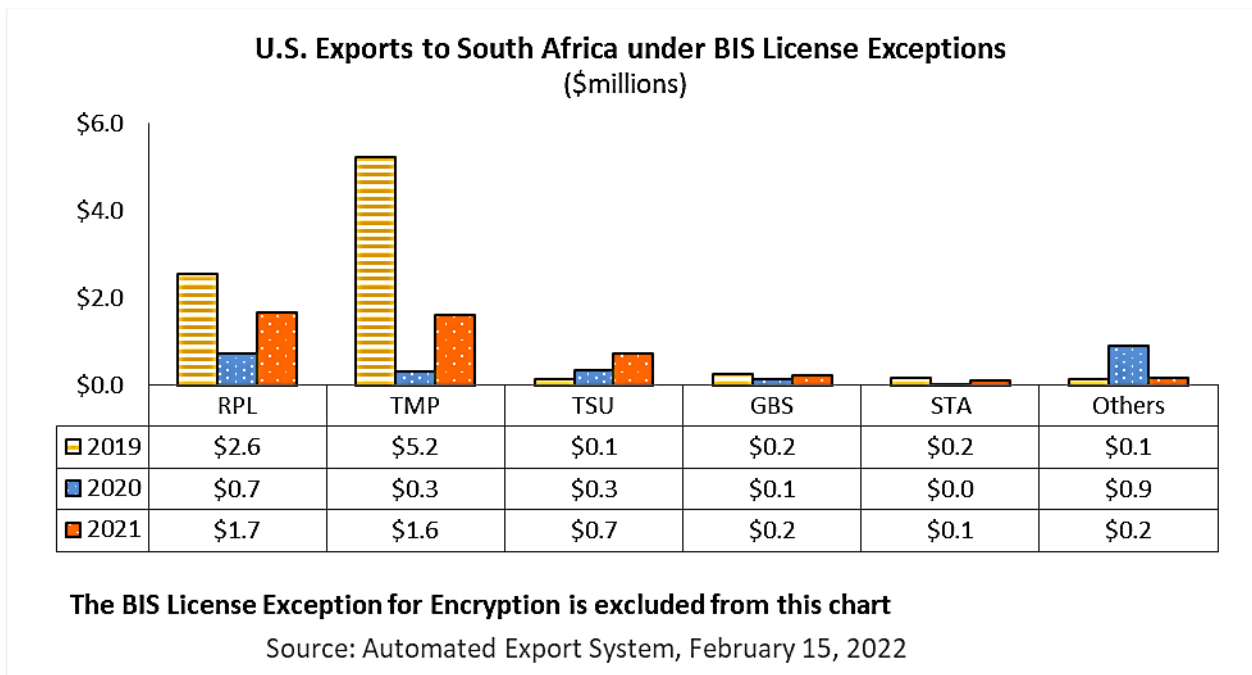
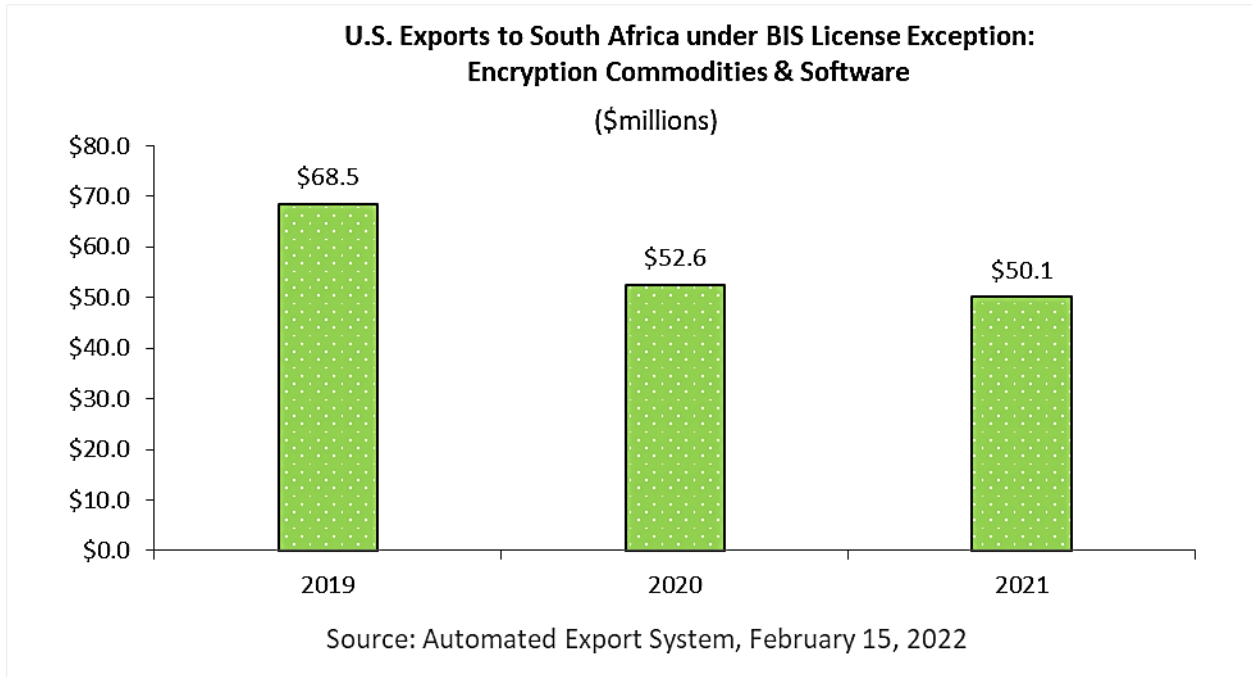
In 2021, the top license exception Encryption Commodities & Software (ENC) totaled \$50.1 million (91.8% of all license exceptions), followed by Servicing and Replacement of Parts and Equipment (RPL) at \$1.7 million (3.0%), and Temporary Imports, Exports, Reexports, and Transfers (In-Country) at \$1.6 million (2.9%).





## U.S. Exports to South Africa subject to U.S. Government Export Control

In 2021, U.S. exports to South Africa shipped under a BIS license exception: Encryption Commodities & Software totaled \$50.1 million, a 4.7% (\$2.5 million) decrease from \$52.6 million in 2020.





## U.S. Exports to South Africa by Top Ten Export Control Classification Numbers (ECCN)

Top Ten ECCNs by Value to South Africa (\$millions)			
LICENSED	#1	0A505	Ammunition as follows (see List of Items Controlled).
	#2	0A501	Firearms (except 0A502 shotguns) and related commodities as follows (s
	#3	0A504	Optical sighting devices for firearms (including shotguns controlled b
	#4	2B350	Chemical manufacturing facilities and equipment, except valves control
	#5	9A610	Military Aircraft and Related Commodities, Other Than Those Enumerated
	#6	3A611	Military electronics, as follows (see List of Items Controlled).
	#7	7A103	Instrumentation, navigation equipment and systems, other than those co
	#8	1C350	Chemicals that may be used as precursors for toxic chemical agents (se
	#9	9A515	"Spacecraft" and related commodities, as follows (see List of Items Co
	#10	6A003	Cameras, Systems or Equipment, and "Components" Therefor, as Follows (

Note: ECCN descriptions have been truncated: please review Commerce Control List for full description

Top Ten ECCNs by Value to South Africa (\$millions)			
EXCEPTIONS	#1	5A002	"Information security" systems, equipment and "components," as follows
	#2	9A991	"Aircraft," n.e.s., and gas turbine engines not controlled by 9A001 or
	#3	3A611	Military electronics, as follows (see List of Items Controlled).
	#4	EAR99	Items subject to the EAR that are not elsewhere specified in this CCL
	#5	5D002	"Software" as follows (see List of Items Controlled).
	#6	7A611	Military fire control, laser, imaging, and guidance equipment, as foll
	#7	7A103	Instrumentation, navigation equipment and systems, other than those co
	#8	3A002	General purpose "electronic assemblies," modules and equipment, as fol
	#9	9A610	Military Aircraft and Related Commodities, Other Than Those Enumerated
	#10	6A003	Cameras, Systems or Equipment, and "Components" Therefor, as Follows (

Note: ECCN descriptions have been truncated: please review Commerce Control List for full description

Top Ten ECCNs by Value to South Africa (\$millions)			
NLR with ECCN	#1	9A991	"Aircraft," n.e.s., and gas turbine engines not controlled by 9A001 or
	#2	2B999	Specific Processing Equipment, n.e.s., as Follows (See List of Items C
	#3	5A991	Telecommunication equipment, not controlled by 5A001 (see List of Item
	#4	5A992	Equipment not controlled by 5A002 (see List of Items Controlled).
	#5	9A990	Diesel engines, n.e.s., and tractors and "specially designed" "parts"
	#6	7A994	Other navigation direction finding equipment, airborne communication e
	#7	1C992	Commercial charges and devices containing energetic materials, n.e.s.
	#8	3A999	Specific Processing Equipment, n.e.s., as Follows (See List of Items C
	#9	4A994	Computers, "electronic assemblies" and related equipment not controlle
	#10	8A992	Vessels, marine systems or equipment, not controlled by 8A001 or 8A002

Note: ECCN descriptions have been truncated: please review Commerce Control List for full description





## U.S. Exports to South Africa by Top Ten Export Control Classification Numbers (ECCN)

Top Ten ECCNs to South Africa by Shipment Count		
<b>LICENSED</b>	#1	0A501 Firearms (except 0A502 shotguns) and related commodities as follows (s
	#2	0A504 Optical sighting devices for firearms (including shotguns controlled b
	#3	0A505 Ammunition as follows (see List of Items Controlled).
	#4	2B350 Chemical manufacturing facilities and equipment, except valves control
	#5	EAR99 Items subject to the EAR that are not elsewhere specified in this CCL
	#6	9A619 Military gas turbine engines and related commodities (see List of Item
	#7	1C350 Chemicals that may be used as precursors for toxic chemical agents (se
	#8	3A001 Electronic items as follows (see List of Items Controlled).
	#9	0A503 Discharge type arms; non-lethal or less-lethal grenades and projectile
	#10	6A003 Cameras, Systems or Equipment, and "Components" Therefor, as Follows (

Note: ECCN descriptions have been truncated: please review Commerce Control List for full description

Top Ten ECCNs to South Africa by Shipment Count		
<b>EXCEPTIONS</b>	#1	5A002 "Information security" systems, equipment and "components," as follows
	#2	0A501 Firearms (except 0A502 shotguns) and related commodities as follows (s
	#3	EAR99 Items subject to the EAR that are not elsewhere specified in this CCL
	#4	0A505 Ammunition as follows (see List of Items Controlled).
	#5	9A991 "Aircraft," n.e.s., and gas turbine engines not controlled by 9A001 or
	#6	5D002 "Software" as follows (see List of Items Controlled).
	#7	3A001 Electronic items as follows (see List of Items Controlled).
	#8	3A611 Military electronics, as follows (see List of Items Controlled).
	#9	9A610 Military Aircraft and Related Commodities, Other Than Those Enumerated
	#10	3A992 General purpose electronic equipment not controlled by 3A002.

Note: ECCN descriptions have been truncated: please review Commerce Control List for full description

Top Ten ECCNs to South Africa by Shipment Count		
<b>NLR with ECCN</b>	#1	9A991 "Aircraft," n.e.s., and gas turbine engines not controlled by 9A001 or
	#2	5A991 Telecommunication equipment, not controlled by 5A001 (see List of Item
	#3	5A992 Equipment not controlled by 5A002 (see List of Items Controlled).
	#4	7A994 Other navigation direction finding equipment, airborne communication e
	#5	4A994 Computers, "electronic assemblies" and related equipment not controlle
	#6	3A999 Specific Processing Equipment, n.e.s., as Follows (See List of Items C
	#7	2B999 Specific Processing Equipment, n.e.s., as Follows (See List of Items C
	#8	1A995 Protective and detection equipment not "specially designed" for milita
	#9	3A991 Electronic devices, and "components" not controlled by 3A001.
	#10	8A992 Vessels, marine systems or equipment, not controlled by 8A001 or 8A002

Note: ECCN descriptions have been truncated: please review Commerce Control List for full description

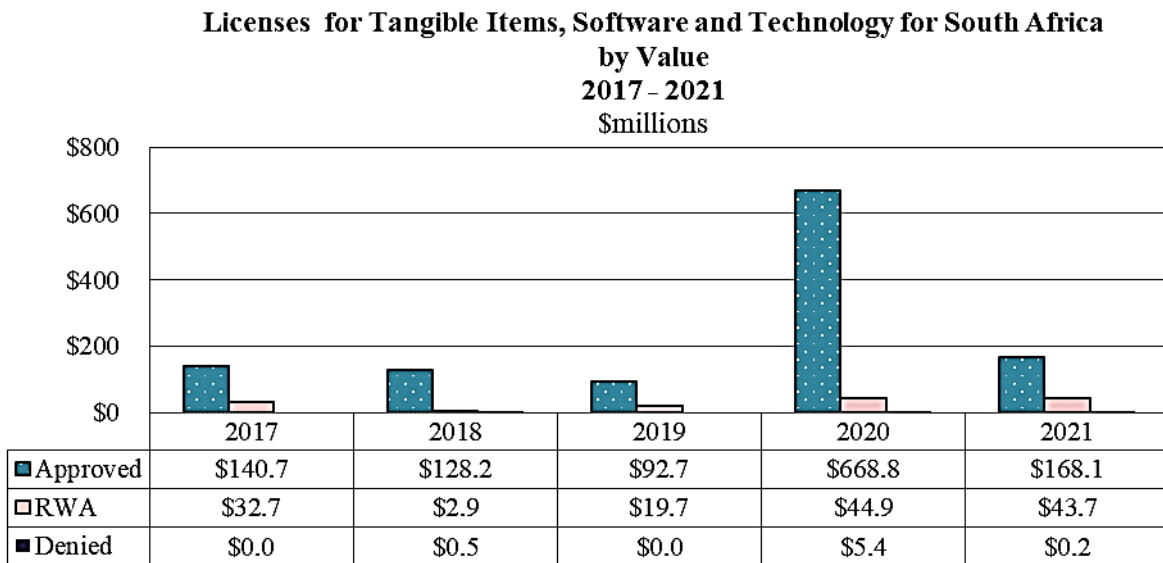
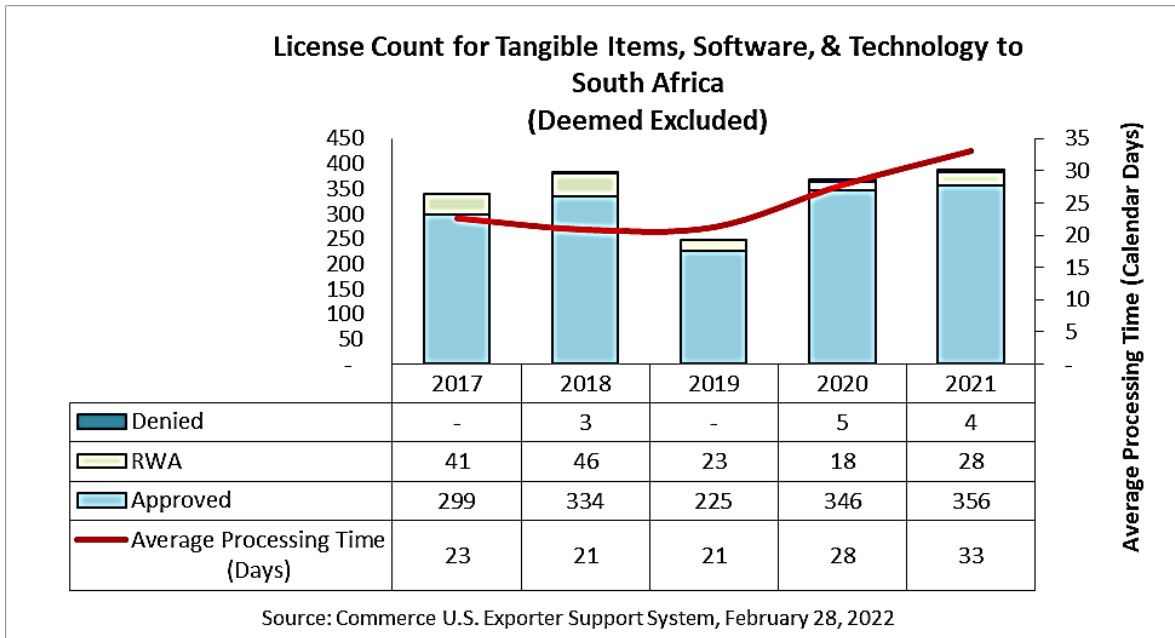




## III. BIS Licensing to South Africa

In 2021, BIS reviewed 388 export/re-export applications (not including deemed export applications) for Tangible items, software and technology valued at \$211.9 million for South Africa, out of a total of 39,901 applications worldwide for tangible items, software and technology valued at \$1.4 trillion.

Approved applications for South Africa totaled 356 (91.8% of the total applications) for \$168.1 million, compared to 34,369 (86.1%) approved applications for all destinations valued at \$322.8 billion.





# BIS License Determination Trends for South Africa

In 2021, BIS reviewed 3 applications for Deemed Exports from South Africa nationals out of 942 applications worldwide for deemed exports. All 3 applications (100%) were approved compared to the 821 (87.2%) approved applications for all destinations.

Deemed Export Licenses for Nationals of South Africa							
2017 - 2021							
Year	Approved	RWA	Denied	South Africa Total	World Total	South Africa Total/ World Total	
2017	0	0	0	0	1,510	0.0%	
2018	2	0	0	2	967	0.2%	
2019	0	0	0	0	1,302	0.0%	
2020	0	0	0	0	1,212	0.0%	
2021	3	0	0	3	942	0.3%	

Source: Commerce U.S. Exporter Support System, February 28, 2022

The top approved ECNNs (including deemed exports) to South Africa by count include: 0A501 for Firearms (except 0A502 Shotguns) and Related Commodities with 118 approvals, 0A504 for Optical Sighting Devices for Firearms (including Shotguns Controlled by 0A502) with 52 approvals, and 2B350 for Chemical Manufacturing Facilities and Equipment with 28 approvals.

Top Ten Approved (with deemed) ECCNs to South Africa by Count		2017	2018	2019	2020	2021	% of World Total 2021
<b>APPROVED</b>	#1 0A501 Firearms (except 0A502 shotguns) and related commodities as follows (s	-	-	-	93	118	2.2%
	#2 0A504 Optical sighting devices for firearms (including shotguns controlled b	-	-	-	55	52	3.7%
	#3 2B350 Chemical manufacturing facilities and equipment, except valves control	47	36	40	26	28	1.3%
	#4 6A003 Cameras, Systems or Equipment, and "Components" Therefor, as Follows	10	25	9	17	25	2.1%
	#5 0A505 Ammunition as follows (see List of Items Controlled).	-	-	-	51	21	2.2%
	#6 3A981 Polygraphs (except biomedical recorders designed for use in medical fa	56	42	45	31	17	5.2%
	#7 3D980 "Software" "specially designed" for the "development," "production" or	50	38	44	30	17	5.6%
	#8 3A001 Electronic items as follows (see List of Items Controlled).	11	18	9	6	15	1.2%
	#9 0A502 Shotguns; shotguns "parts" and "components," consisting of complete tr	-	-	-	20	11	1.6%
	#10 1C351 Human and animal pathogens and "toxins," as follows (see List of Items	3	-	2	3	10	0.9%

Source: Commerce U.S. Exporter Support System, February 28, 2022

In 2021, there were four denied license applications for South Africa for 9A610 Military Aircraft and Related Commodities which accounted for 36.4% of all denied 9A610 license applications.

Denied (with Deemed) ECCNs to South Africa		2021	% of World Total 2021
#1	9A610 Military Aircraft and Related Commodities, Other Than Those Enumerated	4	36.4%

Source: Commerce U.S. Exporter Support System, February 28, 2022

Note: ECCN Descriptions have been truncated: please review Commerce Control List for Full Description

In 2021, the average processing time for South Africa was 33 calendar days.



## Summary of U.S. Exports to South Africa

Summary of U.S. Exports to South Africa Calendar Year 2021				
	CY2021	CY2020	% of Total Exports	Percentage Change from previous year
Total Exports	\$5,501,251,850	\$4,374,150,967		25.8%
Total Subject to ITAR	\$10,523,770	\$7,546,447	0.2%	39.5%
Subject to Other Gov. Agencies	\$93,187,025	\$14,418,758	1.7%	546.3%
Detailed Summary of EAR-Controlled Exports				
AES License Type	Description	Value	Percentage of Total	Percentage Description
C30	Licenses	\$21,758,470	100.0%	
<b>Total of Licensed</b>		\$21,758,470	<b>0.4%</b>	Total Licensed/Total Exports
C35	LVS	\$72,918	0.1%	
C36	GBS	\$222,771	0.4%	
C40	TMP	\$1,597,485	2.9%	
C41	RPL	\$1,660,313	3.0%	
C42	GOV	\$10,015	0.02%	
C44	TSU	\$733,625	1.3%	
C45	BAG	\$31,890	0.1%	
C46	AVS	\$38,230	0.1%	
C50	ENC	\$50,092,190	91.8%	
C53	APP	\$18,706	0.03%	
C59	STA	\$100,000	0.2%	
<b>Total of License Exceptions</b>		\$54,578,143	<b>1.0%</b>	Total License Exceptions/ Total Exports
			<b>71.5%</b>	Total License Exceptions/ Total Subject to License Requirement
<b>Total subject to license requirement (Licensed and License Exceptions)</b>		\$76,336,613	<b>1.4%</b>	Total Subject to License Requirement/Total Exports
C33	NLR reporting an ECCN	\$352,662,987	6.4%	NLR reporting an ECCN/ Total Exports
C60	NLR for 600-Series ".y" subparagraph	\$77,535	0.001%	NLR for 600-Series ".y" subparagraph/ Total Exports
C63	NLR for 0A501 .y subparagraph Firearms	\$199,253	0.004%	NLR for 0A501 .y subparagraph firearms/ Total Exports
<b>Total of NLR</b>		\$352,939,775	<b>6.4%</b>	Total NLR with an ECCN/ Total Exports
<b>Exports not reporting an ECCN</b>		\$4,968,264,667	<b>90.3%</b>	

Source: U.S. Census Bureau, Foreign Trade Division and Automated Export System