



## U.S. Trade with the European Union

### Summary

In 2021, the U.S. exports to European Union totaled \$271.6 billion, a 17.5% (\$40.4 billion) increase from 2020; the U.S. imports from European Union totaled \$491.3 billion, a 18.2% (\$75.8 billion) increase from 2020; the trade deficit was \$219.6 billion, a 19.2% (\$35.4 billion) increase. All numbers in this paper **exclude the United Kingdom** due to its withdrawal from the European Union on January 30, 2020.

In 2021, 15.5% of the total U.S. Exports were shipped to European Union while 17.3% of total U.S. Imports were delivered from European Union.

In 2021, the U.S. exports to European Union shipped under a BIS license exception totaled \$3.6 billion, a 7.2% (\$281.7 million) decrease from 2020. Usage of the license exception authorization for Encryption Commodities & Software was \$2.5 billion, an increase of 0.6% (\$14.0 million) from \$2.48 million in 2020.

In 2021, BIS reviewed 6,910 export/re-export license applications (not including deemed export applications) for tangible items, software and technology valued at \$13.1 billion for European Union. License applications for European Union counted 17.3% of the World total by license count. BIS approved 6,314 (91.4% of the total applications) for \$12.5 billion, RWA totaled 576 for \$458.3 million. There were 20 denied license applications for \$104.1 million.

In 2021, BIS approved 71 applications from European Union nationals for deemed exports, 9.0% of all approved deemed exports applications. There were 14 RWA and no denials for deemed export applications.

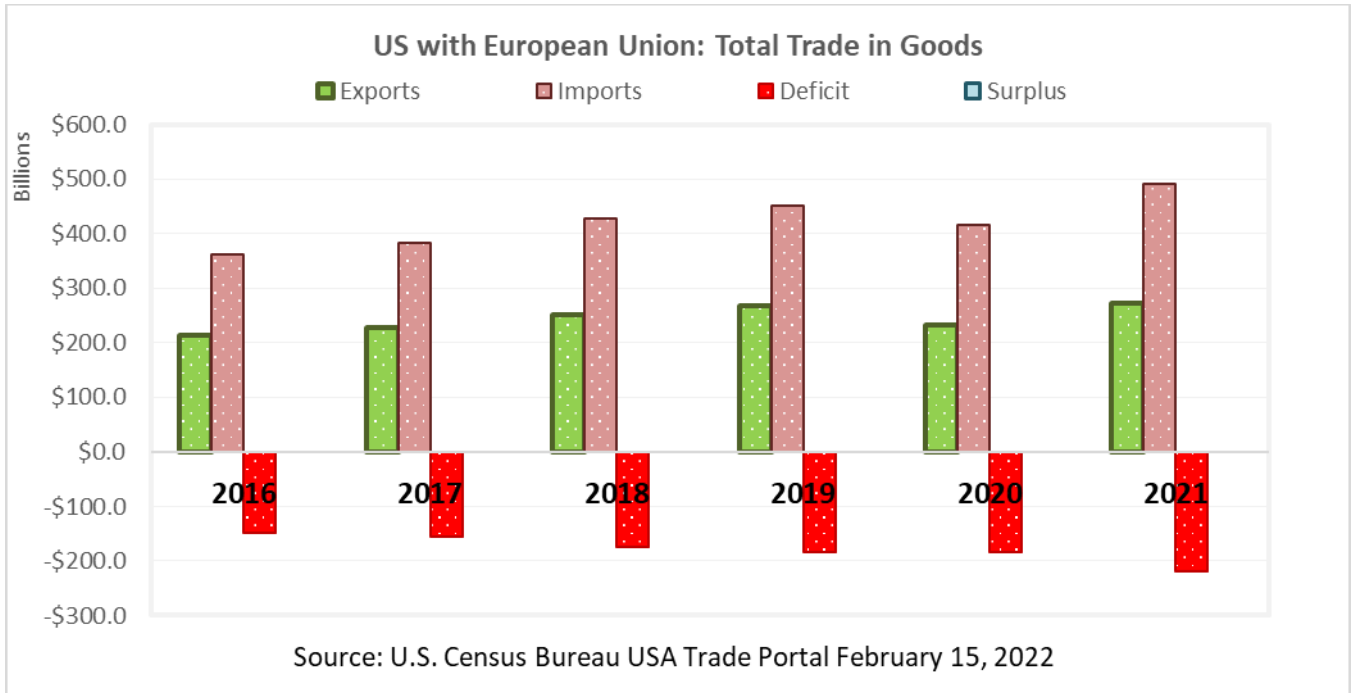
The top approved ECCNs (including deemed exports) for European Union by count include: 9A610 for Military Aircraft and Related Commodities with 1,391 approvals; 0A501 Firearms with 744 approvals; and 3A611 for Military electronics with 695 approvals.

In 2021, the average processing time for European Union is 36 days.



## I. Total U.S. Trade in Goods with European Union

In 2021, the U.S. exports to European Union totaled \$271.6 billion, a 17.5% (\$40.4 billion) increase from 2020; the U.S. imports from European Union totaled \$491.3 billion, a 18.2% (\$75.8 billion) increase from 2020; the trade deficit was \$219.6 billion, a 19.2% (\$35.4 billion) increase. All numbers in this paper **exclude the United Kingdom**.



In 2021, the level of U.S. exports to European Union and U.S. imports from European Union exceeded the prior five-year average level by value not adjusted for inflation. The U.S. trade deficit with European Union is higher than the prior five-year average level by value not adjusted for inflation.

	2016	2017	2018	2019	2020	2021	2016-2020 Average
EXPORTS	\$214,452.7	\$227,028.2	\$251,986.1	\$267,420.8	\$231,223.0	\$271,614.0	\$238,422.1
Δvalue	--	\$12,575.5	\$24,957.9	\$15,434.7	-\$36,197.8	\$40,390.9	--
Δpct	--	5.9%	11.0%	6.1%	-13.5%	17.5%	--
IMPORTS	\$362,065.1	\$381,586.7	\$426,154.2	\$451,810.2	\$415,473.4	\$491,255.5	\$407,417.9
Δvalue	--	\$19,521.6	\$44,567.5	\$25,656.0	-\$36,336.8	\$75,782.1	--
Δpct	--	5.4%	11.7%	6.0%	-8.0%	18.2%	--
BALANCE	(\$147,612.4)	(\$154,558.5)	(\$174,168.2)	(\$184,389.4)	(\$184,250.4)	(\$219,641.5)	(\$168,995.8)
Δvalue	--	(\$6,946.1)	(\$19,609.6)	(\$10,221.3)	\$139.0	(\$35,391.2)	--
Δpct	--	4.7%	12.7%	5.9%	-0.1%	19.2%	--

Values in Millions of U.S. Dollars. Source: U.S. Census Bureau USA Trade Portal February 15, 2022



## U.S. Trade with the European Union

In 2021, of the \$271.6 billion in U.S. exports to European Union, the top commodity sectors were Chemicals, Plastics, Rubber, and Leather products (25.4%), Machinery and Mechanical Appliances (18.5%) and Transportation Equipment (15.2%).

In 2021, of the \$491.3 billion in U.S. imports from European Union, the top commodity sectors were Chemicals, Plastics, Rubber, and Leather products (31.5%), Machinery and Mechanical Appliances (20.4%), and Transportation Equipment (11.3%).

Imports from European Union by Sector \$491,255,504,874	European Union Commodity Trade 2021 Total Value All Commodities	US exports to European Union by Sector \$271,613,959,333
5.9%	Agriculture (Chapters 01-24)	4.1%
2.6%	Oils, Minerals, Lime, Cement (Chapters 25-27)	13.2%
31.5%	Chemicals, Plastics, Rubber, Leather (Chapters 28-43)	25.4%
1.6%	Wood, Cork, Paper, Printed Books (Chapters 44-49)	1.3%
1.8%	Textiles, Footwear, Headgear (Chapters 50-67)	0.6%
3.7%	Stone, Glass, Metals, Pearls (Chapters 68-71)	5.3%
3.7%	Base Metals, Iron, Steel, Tools (Chapters 72-83)	2.3%
20.4%	Machinery & Mechanical Appliances (Chapters 84-85)	18.5%
11.3%	Transportation Equipment (Chapters 86-89)	15.2%
6.4%	Optical, Measuring, Medical, Other Instruments (Chapters 90-92)	9.9%
0.5%	Arms & Ammunition (Chapter 93)	0.2%
1.4%	Miscellaneous Manufactured Items (Chapters 94-96)	0.6%
1.0%	Art, Collectors' Pieces, Antiques (Chapter 97)	0.9%
8.2%	Special Items (Chapters 98)	2.5%

Source: U.S. Census Bureau USA Trade Portal February 15, 2022

### The Share of U.S.-European Union Trade to U.S. Global Trade

In 2021, 15.5% of the total U.S. Exports were shipped to European Union while 17.3% of total U.S. Imports were delivered from European Union.



# U.S. Exports to European Union subject to U.S. Government Export Control

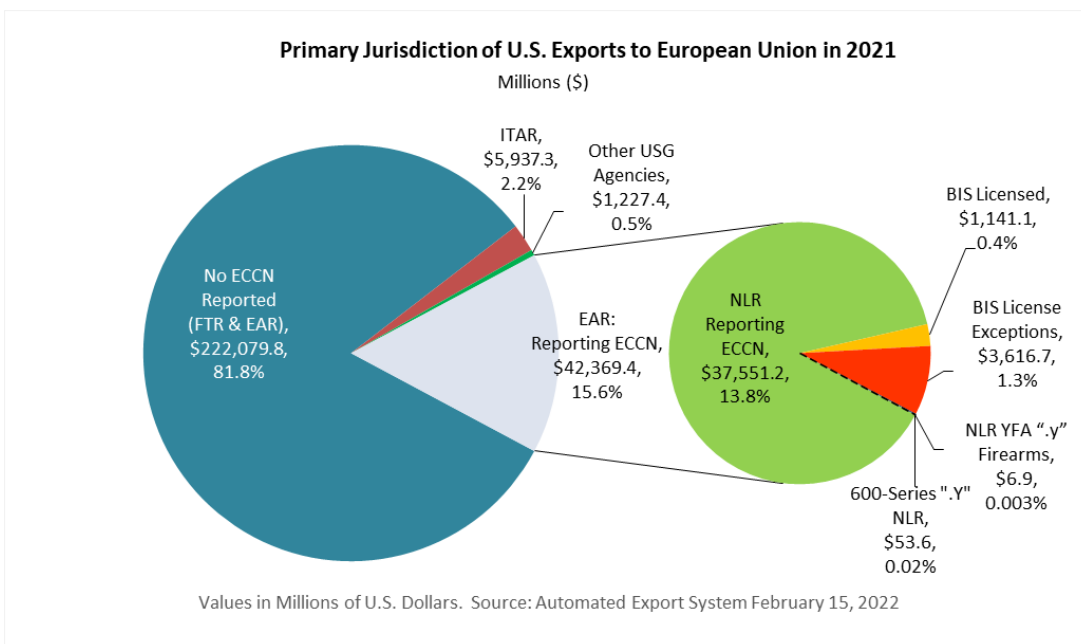
## II. U.S. Exports to European Union subject to US Government Export Control

In 2021, of the \$271.6 billion in U.S. exports to European Union:

- 1.8% were subject to a BIS license requirement:
  - 0.4% were exported under a BIS license; Worldwide, 0.4% were exported under a BIS license.
  - 1.3% were exported under a BIS license exception; Worldwide, 0.8% were exported under a BIS license exception.
- 13.8% were exported under No License Required with an ECCN; Worldwide, 10.0% were exported under NLR with an ECCN reported.
  - 0.02% were exported under NLR for 600-series .y subparagraph items; Worldwide, 0.02% were exported under NLR for 600-series .y subparagraph items.
  - 0.003% were exported under NLR 0A501 .y subparagraph Firearm items; Worldwide, 0.001% were exported under NLR 0A501 .y subparagraph Firearm items.

European Union		2019	2020	2021
<b>Department of State</b>		\$6,150.7	\$5,458.8	\$5,937.3
<b>Other USG Agencies</b>		\$939.2	\$871.3	\$1,227.4
<b>Department of Commerce</b>		\$260,330.9	\$224,893.0	\$264,449.2
	BIS Licensed	\$858.9	\$857.3	\$1,141.1
	BIS License Exceptions	\$3,861.9	\$3,898.4	\$3,616.7
	NLR reporting an ECCN	\$46,060.4	\$34,315.5	\$37,551.2
	NLR not reporting an ECCN	\$209,496.1	\$185,766.4	\$222,079.8
	NLR 600-Series ".y" subparagraph	\$53.4	\$51.8	\$53.6
	NLR YFA ".y" subparagraph Firearms	\$0	\$3.6	\$6.9

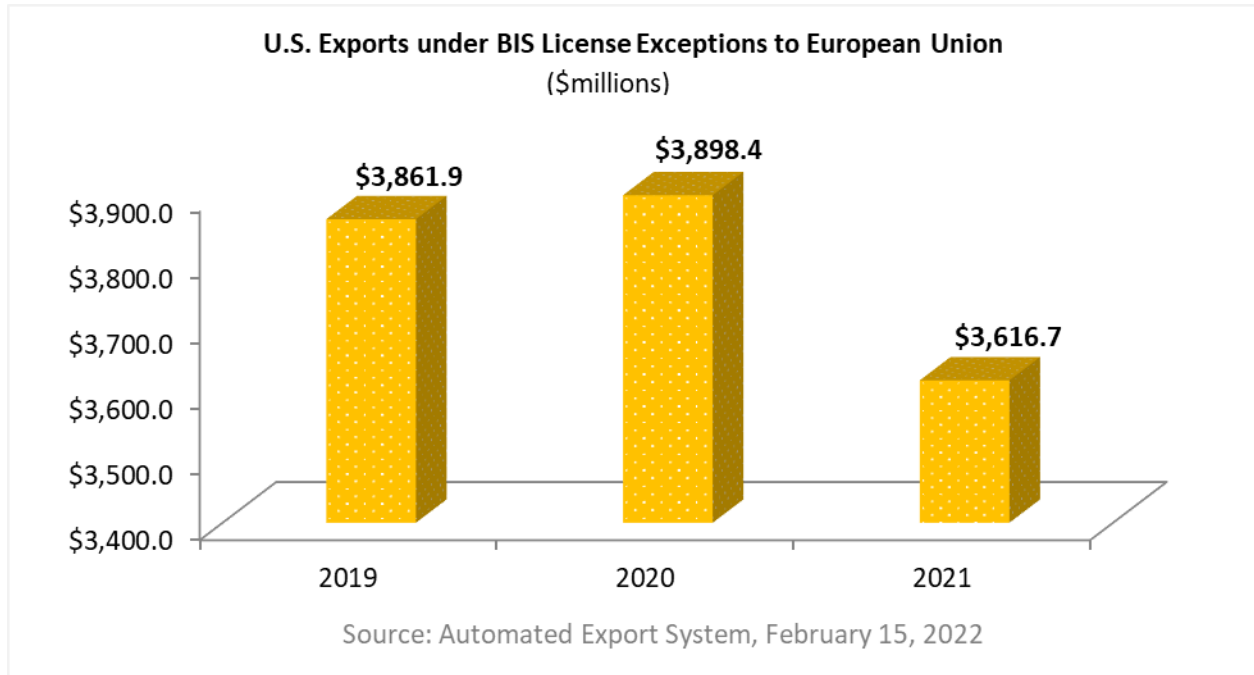
Values in Millions of U.S. Dollars. Source: Automated Export System February 15, 2022



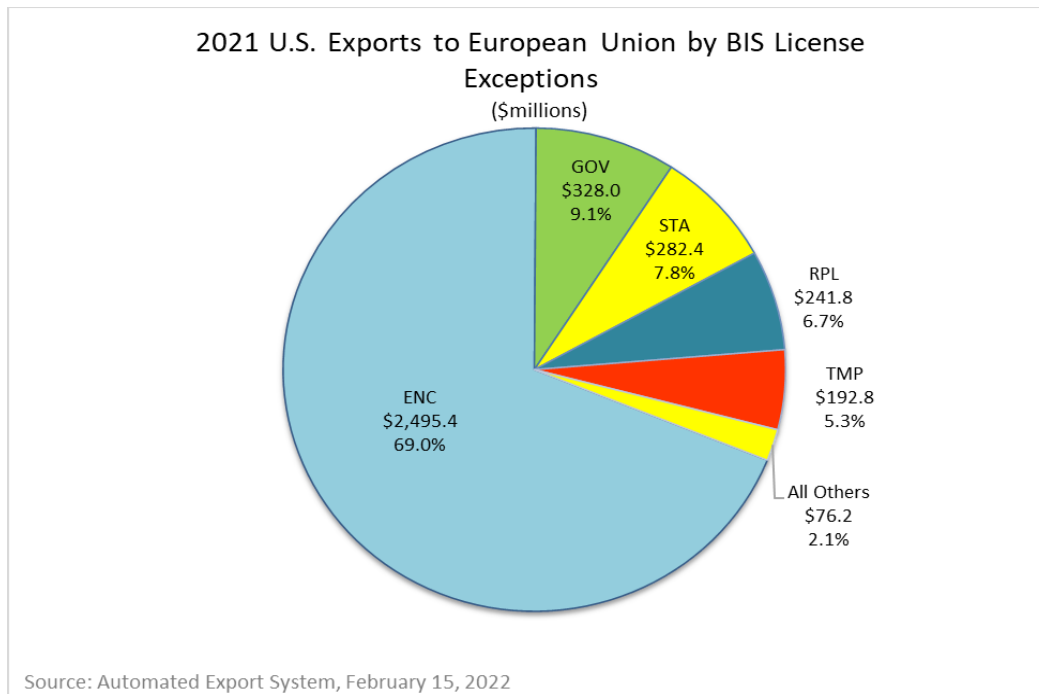


# U.S. Exports to European Union subject to U.S. Government Export Control

In 2021, the U.S. exports to European Union shipped under a BIS license exception totaled \$3.6 billion, a 7.2% (\$281.7 million) decrease from 2020.




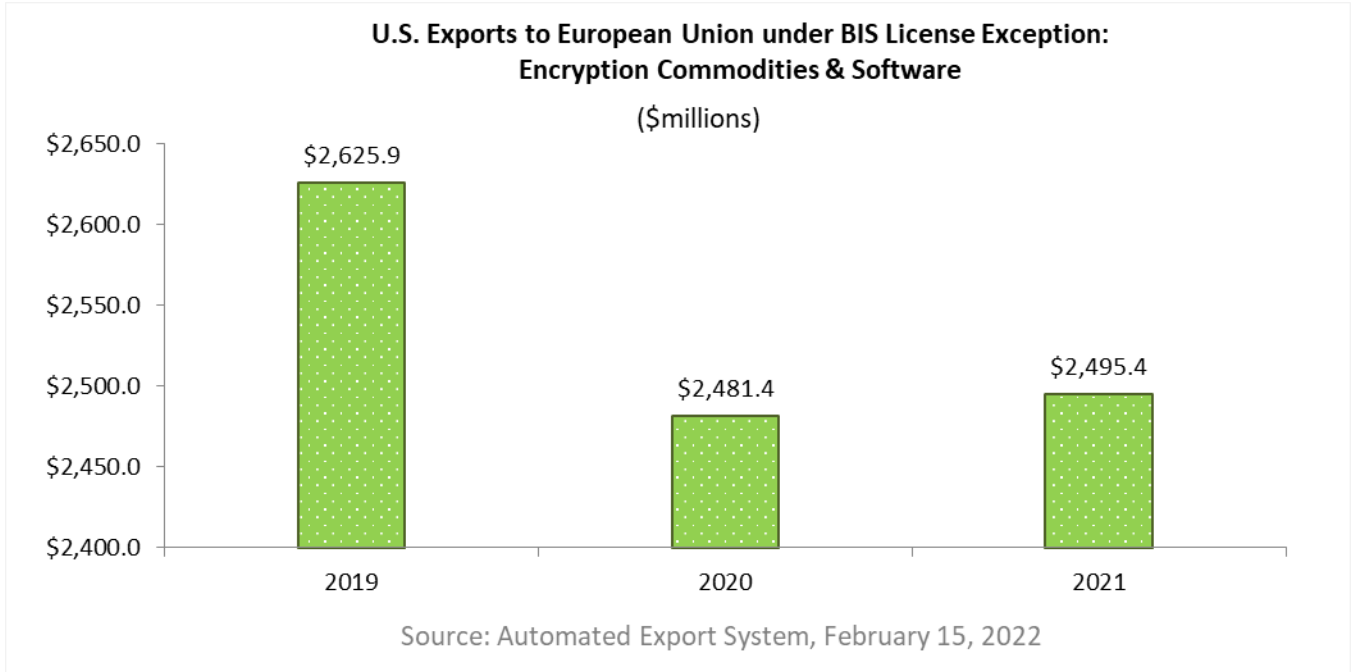
In 2021, the top license exception Encryption Commodities, Software and Technology (ENC) totaled \$2.5 billion (69.0% of all license exceptions), followed by Governments, International Organizations (GOV) at \$328.0 million (9.1%) and Strategic Trade Authorization (STA) at \$282.4 million (7.8%).





## U.S. Exports to European Union subject to U.S. Government Export Control

In 2021, U.S. exports to European Union shipped under a BIS license exception: Encryption Commodities & Software totaled \$2,495.4 million, an increase of 0.6% (\$14.0 million) from \$2,481.4 million in 2020.



## U.S. Exports to the European Union by Top Ten Export Control Classification Number

Top Ten ECCNs by Value to European Union (\$millions)		
<b>LICENSED</b>	#1	9A610 Military Aircraft and Related Commodities, Other Than Those Enumerated
	#2	9A619 Military gas turbine engines and related commodities (see List of Item
	#3	1C351 Human and animal pathogens and “toxins,” as follows (see List of Items
	#4	7A103 Instrumentation, navigation equipment and systems, other than those co
	#5	3B001 Equipment for the manufacturing of semiconductor devices or materials,
	#6	0A501 Firearms (except 0A502 shotguns) and related commodities as follows (s
	#7	3A611 Military electronics, as follows (see List of Items Controlled).
	#8	0A505 Ammunition as follows (see List of Items Controlled).
	#9	3A001 Electronic items as follows (see List of Items Controlled).
	#10	9B610 Test, inspection, and production “equipment” and related commodities “

Note: ECCN descriptions have been truncated: please review Commerce Control List for full description

Top Ten ECCNs by Value to European Union (\$millions)		
<b>EXCEPTIONS</b>	#1	5A002 “Information security” systems, equipment and “components,” as follows
	#2	9A610 Military Aircraft and Related Commodities, Other Than Those Enumerated
	#3	5B002 “Information Security” test, inspection and “production” equipment, as
	#4	9A619 Military gas turbine engines and related commodities (see List of Item
	#5	3A611 Military electronics, as follows (see List of Items Controlled).
	#6	9A991 “Aircraft,” n.e.s., and gas turbine engines not controlled by 9A001 or
	#7	9A515 “Spacecraft” and related commodities, as follows (see List of Items Co
	#8	6A003 Cameras, Systems or Equipment, and “Components” Therefor, as Follows (
	#9	EAR99 Items subject to the EAR that are not elsewhere specified in this CCL
	#10	5A992 Equipment not controlled by 5A002 (see List of Items Controlled).

Note: ECCN descriptions have been truncated: please review Commerce Control List for full description

Top Ten ECCNs by Value to European Union (\$millions)		
<b>NLR with ECCN</b>	#1	9A991 “Aircraft,” n.e.s., and gas turbine engines not controlled by 9A001 or
	#2	5A992 Equipment not controlled by 5A002 (see List of Items Controlled).
	#3	5A991 Telecommunication equipment, not controlled by 5A001 (see List of Item
	#4	3B991 Equipment not controlled by 3B001 for the manufacture of electronic “p
	#5	7A994 Other navigation direction finding equipment, airborne communication e
	#6	4A994 Computers, “electronic assemblies” and related equipment not controlle
	#7	3B001 Equipment for the manufacturing of semiconductor devices or materials,
	#8	3A999 Specific Processing Equipment, n.e.s., as Follows (See List of Items C
	#9	3A991 Electronic devices, and “components” not controlled by 3A001.
	#10	8A992 Vessels, marine systems or equipment, not controlled by 8A001 or 8A002

Note: ECCN descriptions have been truncated: please review Commerce Control List for full description



## U.S. Exports to the European Union by Top Ten Export Control Classification Number

Top Ten ECCNs to European Union by Shipment Count		
LICENSED	#1	9A610 Military Aircraft and Related Commodities, Other Than Those Enumerated
	#2	0A501 Firearms (except 0A502 shotguns) and related commodities as follows (s
	#3	9A619 Military gas turbine engines and related commodities (see List of Item
	#4	7A103 Instrumentation, navigation equipment and systems, other than those co
	#5	3A611 Military electronics, as follows (see List of Items Controlled).
	#6	0A505 Ammunition as follows (see List of Items Controlled).
	#7	0A606 Ground vehicles and related commodities, as follows (see List of Items
	#8	3A001 Electronic items as follows (see List of Items Controlled).
	#9	9B610 Test, inspection, and production "equipment" and related commodities "
	#10	0A504 Optical sighting devices for firearms (including shotguns controlled b

Note: ECCN descriptions have been truncated: please review Commerce Control List for full description

Top Ten ECCNs to European Union by Shipment Count		
EXCEPTIONS	#1	5A002 "Information security" systems, equipment and "components," as follows
	#2	9A610 Military Aircraft and Related Commodities, Other Than Those Enumerated
	#3	5B002 "Information Security" test, inspection and "production" equipment, as
	#4	EAR99 Items subject to the EAR that are not elsewhere specified in this CCL
	#5	9A619 Military gas turbine engines and related commodities (see List of Item
	#6	3A611 Military electronics, as follows (see List of Items Controlled).
	#7	9A991 "Aircraft," n.e.s., and gas turbine engines not controlled by 9A001 or
	#8	6A003 Cameras, Systems or Equipment, and "Components" Therefor, as Follows (
	#9	0A501 Firearms (except 0A502 shotguns) and related commodities as follows (s
	#10	0A504 Optical sighting devices for firearms (including shotguns controlled b

Note: ECCN descriptions have been truncated: please review Commerce Control List for full description

Top Ten ECCNs to European Union by Shipment Count		
NLR with ECCN	#1	9A991 "Aircraft," n.e.s., and gas turbine engines not controlled by 9A001 or
	#2	5A991 Telecommunication equipment, not controlled by 5A001 (see List of Item
	#3	5A992 Equipment not controlled by 5A002 (see List of Items Controlled).
	#4	7A994 Other navigation direction finding equipment, airborne communication e
	#5	3B991 Equipment not controlled by 3B001 for the manufacture of electronic "p
	#6	3A999 Specific Processing Equipment, n.e.s., as Follows (See List of Items C
	#7	4A994 Computers, "electronic assemblies" and related equipment not controlle
	#8	3A991 Electronic devices, and "components" not controlled by 3A001.
	#9	3A992 General purpose electronic equipment not controlled by 3A002.
	#10	2B999 Specific Processing Equipment, n.e.s., as Follows (See List of Items C

Note: ECCN descriptions have been truncated: please review Commerce Control List for full description

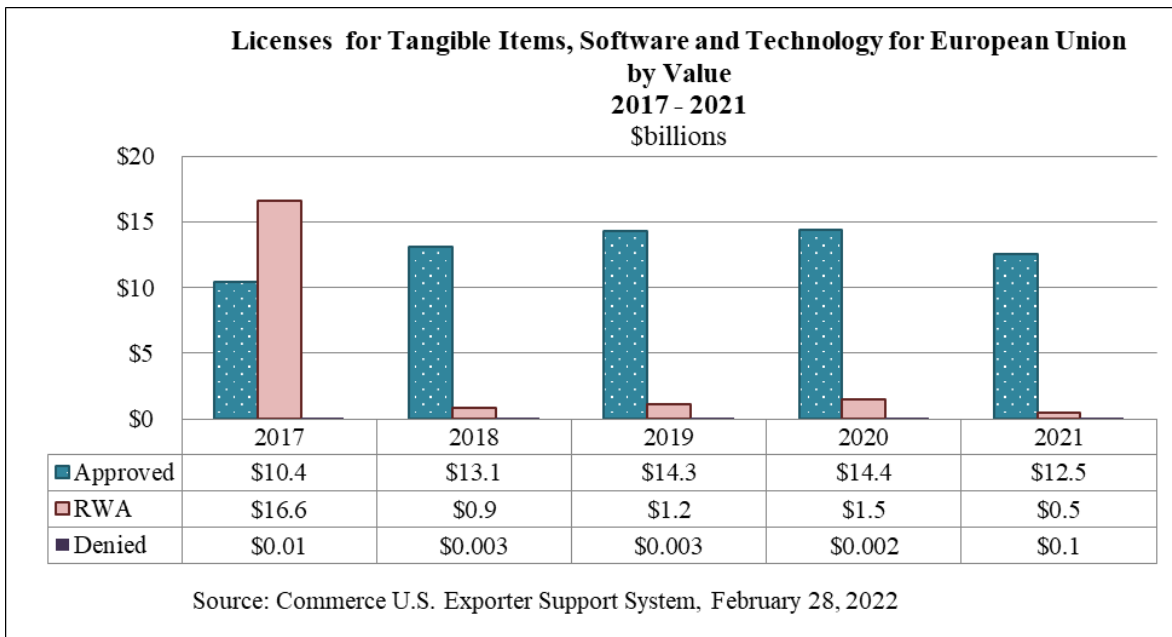
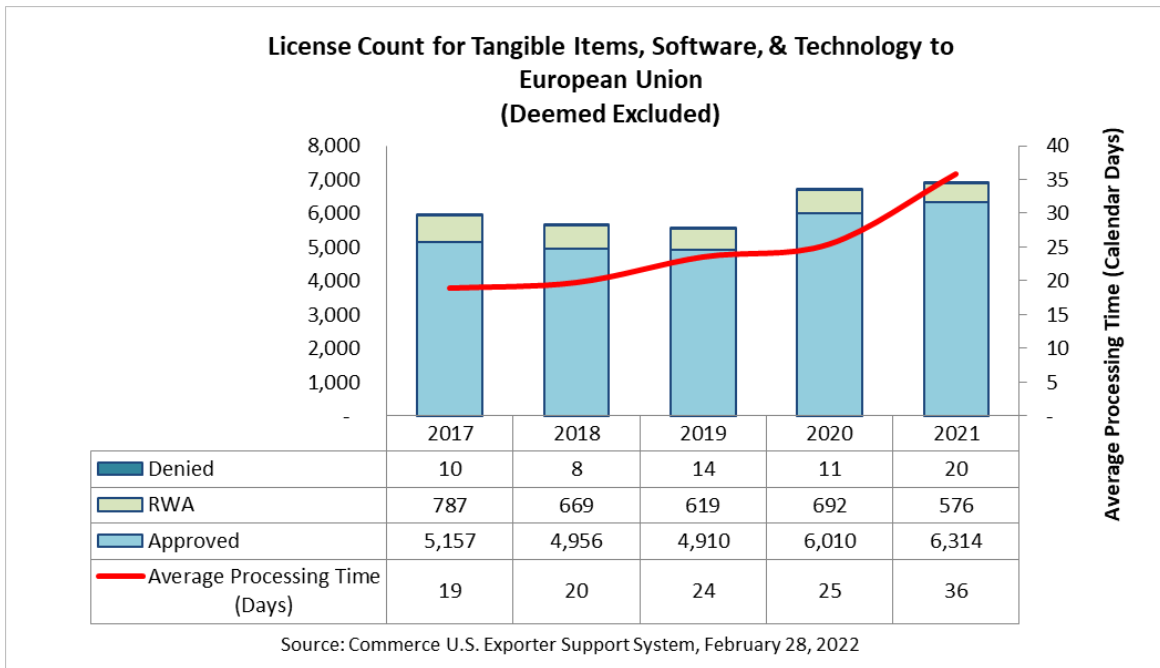




### III. BIS Licensing to European Union

In 2021, BIS reviewed 6,910 export/re-export applications (not including deemed export applications) valued at \$13.1 billion for European Union, out of a total of 39,901 applications worldwide for tangible items, software and technology valued at \$1.4 trillion. License applications for European Union counted 17.3% of the World total by license count.

– Approved applications for European Union totaled 6,314 (91.4% of the total applications) for \$12.5 billion, compared to the 34,369 (86.1%) approved applications for all destinations valued at \$322.8 billion.





In 2021, BIS reviewed 85 applications for Deemed Exports from European Union nationals, out of 942 applications worldwide for deemed exports. Seventy one applications (83.5%) were approved, compared to the 821 (87.2%) approved applications for all destinations.

In the last five years, there were no denials for Deemed Export applications from European Union nationals.

Deemed Export Licenses for Nationals of European Union						
2017 - 2021						
Year	Approved	RWA	Denied	European Union Total	World Total	European Union Total/ World Total
2017	30	6	0	36	1,510	2.4%
2018	47	3	0	50	967	5.2%
2019	61	7	0	68	1,302	5.2%
2020	81	11	0	92	1,212	7.6%
2021	71	14	0	85	942	9.0%

Source: Commerce U.S. Exporter Support System, February 28, 2022

The top approved ECCNs (including deemed exports) for European Union by count include: 9A610 for Military Aircraft and Related Commodities with 1,391 approvals; 0A501 Firearms with 744 approvals; and 3A611 for Military electronics with 695 approvals.

Top Ten Approved (with deemed) ECCNs to European Union by Count		2017	2018	2019	2020	2021	% of World Total 2021
APPROVED	#1 9A610 Military Aircraft and Related Commodities, Other Than Those Enumerated	1,344	1,243	1,306	1,330	1,391	26.4%
	#2 0A501 Firearms (except 0A502 shotguns) and related commodities as follows (s	-	-	-	854	744	14.1%
	#3 3A611 Military electronics, as follows (see List of Items Controlled).	803	681	688	572	695	32.5%
	#4 9E610 Technology "required" for the "development," "production," operation,	332	382	427	404	415	32.2%
	#5 0A606 Ground vehicles and related commodities, as follows (see List of Items	276	279	284	339	374	41.1%
	#6 3A001 Electronic items as follows (see List of Items Controlled).	276	312	301	285	317	25.3%
	#7 9A619 Military gas turbine engines and related commodities (see List of Item	279	287	301	292	301	29.3%
	#8 6A003 Cameras, Systems or Equipment, and "Components" Therefor, as Follows	141	202	213	247	248	20.9%
	#9 2B352 Equipment Capable of Use in Handling Biological Materials, as Follows	-	40	123	144	204	39.7%
	#10 2E301 "Technology" according to the "General Technology Note" for the "use"	1	2	-	30	201	90.1%

Source: Commerce U.S. Exporter Support System, February 28, 2022

Note: ECCN Descriptions have been truncated; please review Commerce Control List for Full Description

Denied (with deemed) ECCNs to European Union by Count		2021	% of World Total 2021
Denied	#1 2E301 "Technology" according to the "General Technology Note" for the "use"	7	100.0%
	#2 2B352 Equipment Capable of Use in Handling Biological Materials, as Follows	7	53.8%
	#3 0A606 Ground vehicles and related commodities, as follows (see List of Items	3	21.4%
	#4 3A001 Electronic items as follows (see List of Items Controlled).	2	2.6%
	#5 2E002 "Technology" according to the General Technology Note for the "product	1	100.0%

Source: Commerce U.S. Exporter Support System, February 28, 2022

Note: ECCN Descriptions have been truncated; please review Commerce Control List for Full Description

In 2021, the average processing time for licenses to European Union was 36 days.



# Summary of U.S. Exports to the European Union

Summary of U.S. Exports to European Union Calendar Year 2021				
	CY2021	CY2020	% of Total Exports	Percentage Change from previous year
Total Exports	\$271,613,959,333	\$231,223,038,431		17.5%
Total Subject to ITAR	\$5,937,340,853	\$5,458,757,587	2.2%	8.8%
Subject to Other Gov. Agencies	\$1,227,395,016	\$871,282,239	0.5%	40.9%
Detailed Summary of EAR-Controlled Exports				
AES License Type	Description	Value	Percentage of Total	Percentage Description
C30	Licenses	\$1,139,973,741	99.9%	
VDC	Voluntary Disclosure	\$1,148,792	0.1%	
<b>Total of Licensed</b>		\$1,141,122,533	<b>0.4%</b>	Total Licensed/Total Exports
C35	LVS	\$732,764	0.02%	
C36	GBS	\$23,396,208	0.6%	
C38	TSR	\$409,610	0.01%	
C40	TMP	\$192,820,332	5.3%	
C41	RPL	\$241,836,670	6.7%	
C42	GOV	\$328,025,683	9.1%	
C43	GFT	\$374,680	0.01%	
C44	TSU	\$44,836,205	1.2%	
C45	BAG	\$122,505	0.003%	
C46	AVS	\$5,441,416	0.2%	
C50	ENC	\$2,495,413,672	69.0%	
C53	APP	\$862,373	0.02%	
C59	STA	\$282,404,889	7.8%	
<b>Total of License Exceptions</b>		\$3,616,677,007	<b>1.3%</b>	Total License Exceptions/Total Exports
			<b>76.0%</b>	Total License Exceptions/Total Subject to License Requirement
<b>Total subject to license requirement (Licensed and License Exceptions)</b>		\$4,757,799,540	<b>1.8%</b>	Total Subject to License Requirement/Total Exports
C33	NLR reporting an ECCN	\$37,551,153,505	13.8%	NLR reporting an ECCN/ Total Exports
C60	NLR for 600-Series ".y" subparagraph	\$53,581,164	0.02%	NLR for 600-Series ".y" subparagraph/ Total Exports
C63	NLR for 0A501 .y subparagraph Firearms	\$6,903,881	0.003%	NLR for 0A501 .y subparagraph firearms/ Total Exports
<b>Total of NLR</b>		\$37,611,638,550	<b>13.8%</b>	Total NLR with an ECCN/ Total Exports
<b>Exports not reporting an ECCN</b>		\$222,079,785,374	<b>81.8%</b>	

Source: U.S. Census Bureau, Foreign Trade Division and Automated Export System