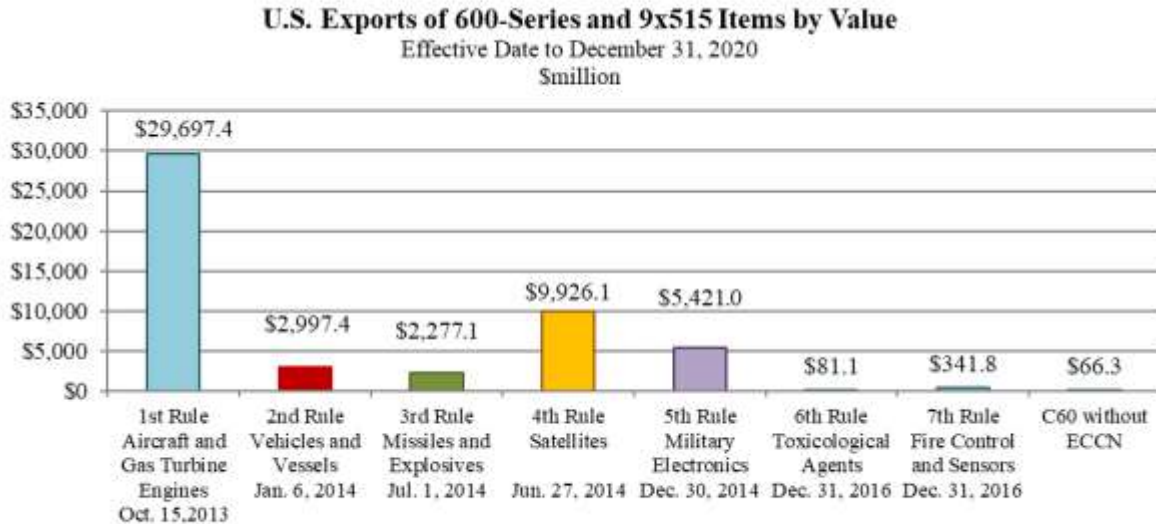
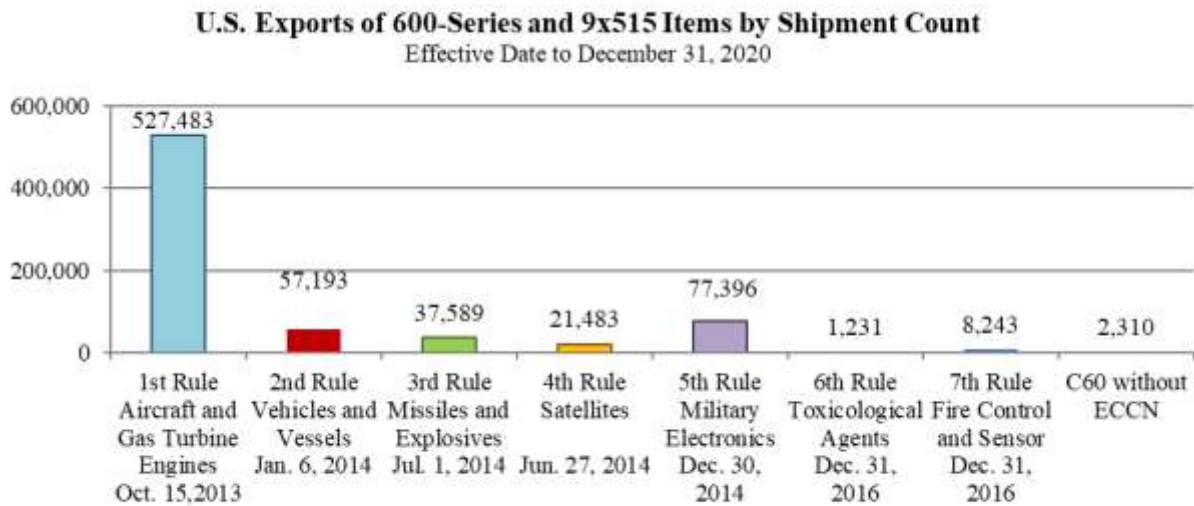


U.S. Exports of 600-series and 9x515 Items
 October 15, 2013 to December 31, 2020

U.S. exports of 600-Series and 9x515 items from October 15, 2013 to December 31, 2020 totaled 732,928 shipments¹ for approximately \$50.8 billion under both BIS and DDTC authorization.



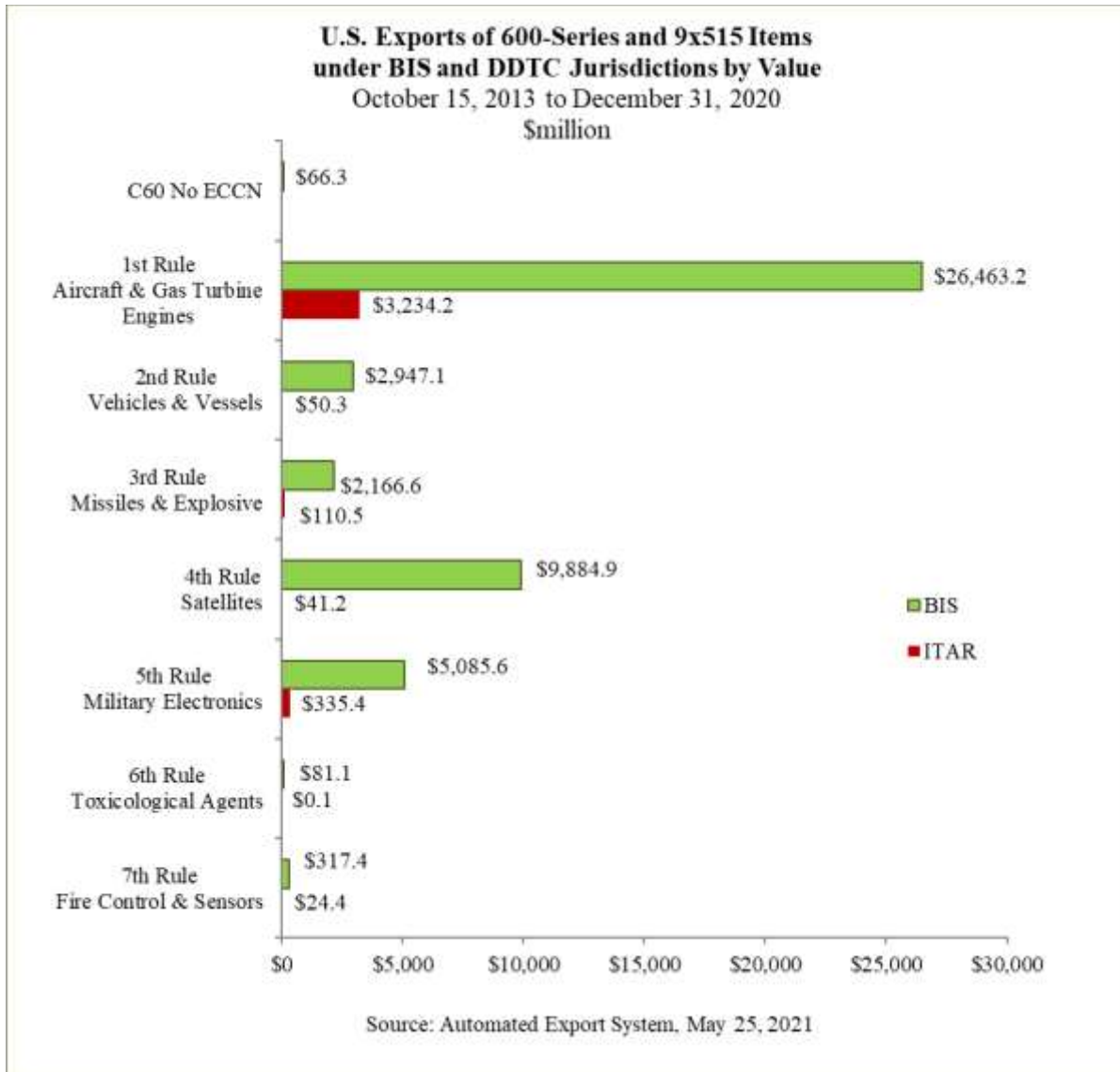
Source: Automated Export System, May 25, 2021



Source: Automated Export System, May 25, 2021

¹ Shipments are defined as exports being sent from one order party to one consignee located in a single country of destination on a single conveyance on the same day.

Of \$50.8 billion in U.S. exports of 600-Series and 9x515 items from October 15, 2013 to December 31, 2020, \$47.0 billion (92.5% of the total) was shipped under BIS authorization; and \$3.8 billion (7.5%) was shipped under DDTC authorization².



² Note: The totals above under DDTC jurisdiction are derived from Exporter reporting of USML categories with an .x paragraph when the 600-Series ECCN has also been reported in the AES transaction.

U.S. Exports of 600-Series Items under BIS Jurisdiction

Of \$47.0 billion in U.S. exports under BIS jurisdiction from October 15, 2013 to December 31, 2020:

- \$37.1 billion were for 600-series items; and
- \$9.9 billion were for 9x515 items.

Of \$37.1 billion in U.S. exports under BIS jurisdiction for 600-series items, the top 3 destinations were Japan with \$6.5 billion (17.5% of the total value), Canada with \$3.7 billion (9.8%) and the United Kingdom with \$3.5 billion (9.3%).

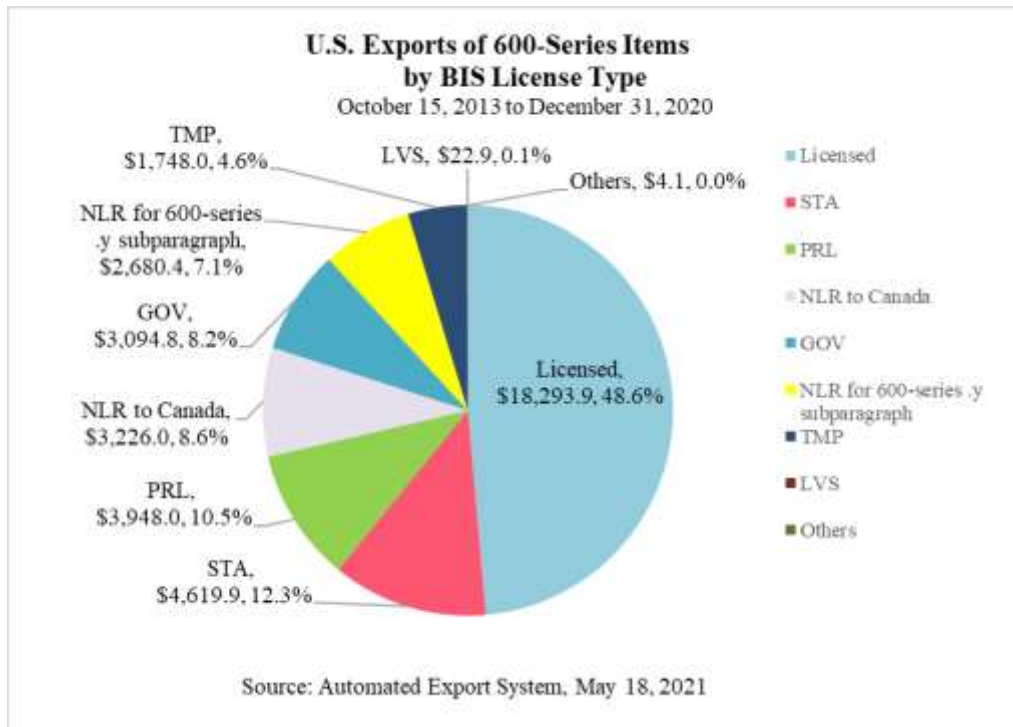
Top Fifteen Destinations of U.S. Exports of 600-Series Items by Value under BIS Jurisdiction				
October 15, 2013 to December 31, 2020				
Country	Shipment Counts	% of Total Shipment Count	Value \$million	% of Total Value
Japan	56,816	8.3%	\$6,488.9	17.5%
Canada	59,675	8.8%	\$3,653.1	9.8%
United Kingdom	80,456	11.8%	\$3,451.7	9.3%
South Korea	46,083	6.76%	\$2,822.8	7.6%
Israel	31,425	4.6%	\$1,915.5	5.2%
Germany	28,461	4.2%	\$1,427.9	3.8%
United Arab Emirates	21,030	3.1%	\$1,408.7	3.8%
Saudi Arabia	10,625	1.6%	\$1,079.2	2.9%
Italy	19,713	2.9%	\$1,067.6	2.9%
Australia	20,877	3.1%	\$1,046.5	2.8%
Taiwan	17,527	2.6%	\$1,007.2	2.7%
Singapore	28,846	4.2%	\$966.9	2.6%
Spain	18,351	2.7%	\$734.3	2.0%
Mexico	29,840	4.4%	\$675.5	1.8%
Turkey	13,324	2.0%	\$602.4	1.6%
Top 15 Total	483,049		\$28,348.5	
Top 15 Total/ Grand Total		70.9%		76.4%
Grand Total	681,448		\$37,127.3	

Source: Automated Export System, May 25, 2021

Top Ten ECCNs of U.S. Exports of 600-Series Items by Value under BIS Authorization	
October 15, 2013 to December 30, 2020	
ECCN	Description
9A610	Military aircraft and related commodities
9A619	Military gas turbine engines and related commodities
3A611	Military electronics
0A606	Ground vehicles and related commodities
9A604	Commodities related to launch vehicles, missiles, and rockets
7A611	Navigation and avionics equipment and, systems and "parts," "components," "accessories," and "attachments" "specially designed" therefor, "specially designed" for a military application that are not enumerated in any USML category or another "600 series" ECCN are controlled by ECCN 3A611.
9B610	Test, inspection, and production "equipment" and related commodities "specially designed" for the "development" or "production" of commodities enumerated in ECCN 9A610 or USML Category VIII
1A613	Armored and protective "equipment" and related commodities
0A614	Military training "equipment"
8A609	Surface vessels of war and related commodities

Source: Automated Export System, May 22, 2021

Of \$37.1 billion in U.S. exports of 600-series items under BIS jurisdiction from October 15, 2013 to December 31, 2020, licensed exports totaled \$18.3 billion (48.6% of the total); STA totaled \$4.6 billion (12.3%); and RPL totaled \$3.9 billion (10.5%).



BIS License Exceptions:

STA: Strategic Trade Authorization

RPL: Servicing and replacement of parts and equipment

NLR: No License Required

GOV: Governments, international organizations, international inspections under the Chemical Weapons Convention, and the International Space Station

TMP: Temporary imports, exports, reexports, and transfers (in-country)

LVS: Shipments of limited value