



Summary

In 2020, **1.9%** of total U.S. exports were shipped to France while **1.8%** of total U.S. Imports were delivered from France.

In 2020, U.S. exports to France totaled \$27.4 billion, a 27.4% (\$10.3 billion) decrease from 2019; U.S. imports from France totaled \$43.0 billion, a 25.3% (\$14.6 billion) decrease; and the trade deficit was \$15.6 billion, a 21.4% (\$4.2 billion) decrease.

In 2020, of the \$27.4 billion in U.S. exports to France, the top commodity sectors were Transportation Equipment (29.2%), Machinery and Mechanical Appliances (18.4%) and Chemicals, Plastics, Leather products (17.4%).

In 2020, of the \$43.0 billion in U.S. imports from France, the top commodity sectors were Chemicals, Plastics, Leather products (22.8%), Transportation Equipment (19.4%) and Machinery and Mechanical Appliances (19.1%).

In 2020, the U.S. exported \$746.5 million worth of Arts and Antiques to France, representing 9.1% of total U.S. exports to the World of those commodities.

In 2020, \$141.4 million (0.5% of the total exports) was shipped under BIS licenses. In 2020, the top ECCN was 7A103 for Instrumentation, Navigation Equipment/Systems. The next two top ECCNs were 9A515 for Spacecraft and Related Commodities and 9A610 for Military Aircraft and Related Commodities.

In 2020, \$825.3 million (3.0% of the total exports) was shipped under BIS license exception authorization. In 2020, the top ECCNs were 7A611 for Navigation and Avionics Equipment and Systems, and “Parts” components; 5A002 for Systems Equipment, and Integrated Circuits for Information Security; and 9A515 for Spacecraft and Related Commodities.

Including deemed export applications, BIS processed a total of 848 license applications valued at \$1.6 billion for tangible items, software and technology for France in 2020. BIS approved 718 (89.2%) of the total applications valued at \$1.3 billion. RWA totaled 86 valued at \$26.4 million. There was 1 denied valued at \$1.

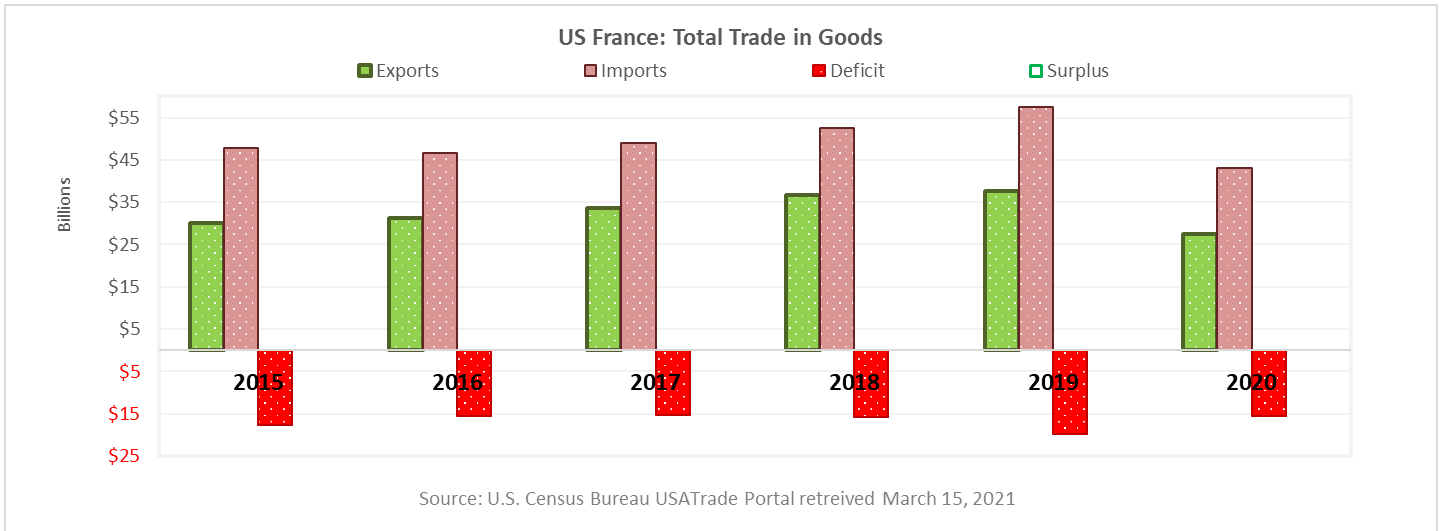
In 2020, BIS received 42 applications from French nationals for deemed exports and approved 37. There were 5 RWAs and no denials.

In 2020, the average processing time for France was 20 days.



I. Total U.S. Trade in goods with France

In 2020, U.S. exports to France totaled \$27.4 billion, an 27.4% (\$10.3 billion) decrease from 2019; U.S. imports from France totaled \$43.0 billion, a 25.3% (\$14.6 billion) decrease; and the trade deficit was \$15.6 billion, a 21.4% (\$4.2 billion) decrease.



In 2020, **1.9%** of total *U.S. exports* were shipped to France while **1.8%** of total *U.S. Imports* were delivered from France. In 2020, the level of U.S. exports to France and U.S. imports from France is currently below the five-year average level by value.

	2015	2016	2017	2018	2019	2020	2015-2019 Average
EXPORTS	\$30,026.3	\$31,148.4	\$33,595.0	\$36,589.4	\$37,718.3	\$27,379.5	\$33,815.5
Δvalue	--	\$1,122.1	\$2,446.6	\$2,994.4	\$1,129.0	-\$10,338.8	
Δpct	--	3.7%	7.9%	8.9%	3.1%	-27.4%	
IMPORTS	\$47,808.8	\$46,708.6	\$48,909.6	\$52,443.4	\$57,592.9	\$43,009.3	\$50,692.7
Δvalue	--	-\$1,100.1	\$2,201.0	\$3,533.8	\$5,149.5	-\$14,583.6	
Δpct	--	-2.3%	4.7%	7.2%	9.8%	-25.3%	
BALANCE	(\$17,782.5)	(\$15,560.3)	(\$15,314.6)	(\$15,854.0)	(\$19,874.6)	(\$15,629.8)	(\$16,877.2)
Δvalue	--	\$2,222.2	\$245.6	(\$539.4)	(\$4,020.5)	\$4,244.8	
Δpct	--	-12.5%	-1.6%	3.5%	25.4%	-21.4%	

Values in Millions of U.S. Dollars. Source: U.S. Census Bureau USATrade Portal March 15, 2021



In 2020, of the \$27.4 billion in U.S. exports to France, the top commodity sectors were Transportation Equipment (29.2%), Machinery and Mechanical Appliances (18.4%) and Chemicals, Plastics, Leather products (17.4%).

In 2020, of the \$43.0 billion in U.S. imports from France, the top commodity sectors were Chemicals, Plastics, Leather products (22.8%), Transportation Equipment (19.4%) and Machinery and Mechanical Appliances (19.1%).

Imports from France by Sector	France Commodity Trade 2020	US exports to France by Sector
\$43,009,329,804	Total Value All Commodities	\$27,379,527,959
13.3%	Agriculture (Chapters 01-24)	2.5%
1.1%	Minerals (Chapters 25-27)	11.0%
22.8%	Chemicals, Plastics, Leather Products (Chapters 28-43)	17.4%
1.2%	Wood Products (Chapters 44-49)	0.7%
0.8%	Textiles and Footwear (Chapters 50-67)	0.4%
2.4%	Stone, Glass, & Semiprecious Metals (Chapters 68-71)	2.6%
2.8%	Base metals (Chapters 72-83)	4.0%
19.1%	Machinery & Mechanical Appliances (Chapters 84-85)	18.4%
19.4%	Transportation Equipment (Chapters 86-89)	29.2%
4.5%	Optical, Measuring, Medical or Other Instruments (Chapters 90-92)	7.1%
0.0%	Arms & Ammunition (Chapter 93)	0.1%
1.0%	Miscellaneous Manufactured Items (Chapters 94 -96)	0.7%
3.8%	Art & Antiques (Chapter 97)	2.7%
7.6%	Special Items (Chapters 98-99** Imports only 99)	3.2%

Source: U.S. Census Bureau USA Trade Portal retrieved March 15, 2021

Exports

In 2020, the U.S. exported \$746.5 million worth of Arts and Antiques to France, representing 9.1% of total U.S. exports to the World of those commodities; and the U.S. exports of \$8.0 billion worth of Transportation Equipment represented 4.2% of the total U.S. exports of those commodities.

Imports

In 2020, the U.S. imported \$1.6 billion worth of Arts and Antiques from France, representing 31.3% of the total U.S. imports of those commodities.



II. U.S. Exports to France subject to U.S. Government Filing Requirements

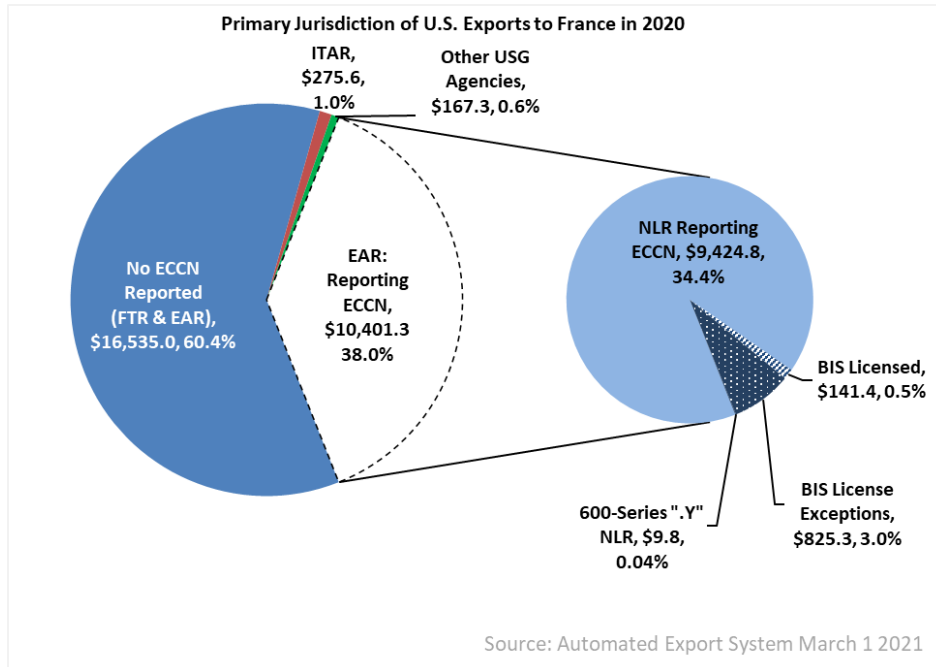
In 2020, of the \$27.4 billion in U.S. exports to France:

- 3.5% were subject to a BIS license requirement.
 - 0.5% were exported under a BIS license; Worldwide, 0.5% were exported under a BIS license.
 - 3.0% were exported under a BIS license exception; Worldwide, 1.0% were exported under a BIS license exception.
- 34.4% were exported under No License Required (NLR) with an ECCN; Worldwide, 10.7% were exported under No License Required with an ECCN.
 - 0.04% were exported under NLR for .y 600-series items; Worldwide, 0.02% were exported under NLR for .y 600-series items.
 - 0.001% were exported under NLR for 0A501.y subparagraph firearms items; Worldwide, 0.001% were exported under NLR for 0A501.y subparagraph firearms items.

France			
	2018	2019	2020
Department of State	\$453.7	\$452.2	\$275.6
Other USG Agencies	\$103.8	\$125.8	\$167.3
Department of Commerce	\$36,031.8	\$37,140.3	\$26,936.6
BIS Licensed	\$175.9	\$146.9	\$141.4
BIS License Exceptions	\$617.3	\$402.8	\$825.3
NLR reporting an ECCN	\$15,645.0	\$16,313.4	\$9,424.8
NLR not reporting an ECCN	\$19,585.9	\$20,266.1	\$16,535.0
600-Series ".Y" Paragraph NLR	\$7.7	\$11.2	\$9.8
YFA ".Y" Firearms	\$0.0	\$0.0	\$0.3

Values in Millions of U.S. Dollars. Source: Automated Export System March 1, 2021

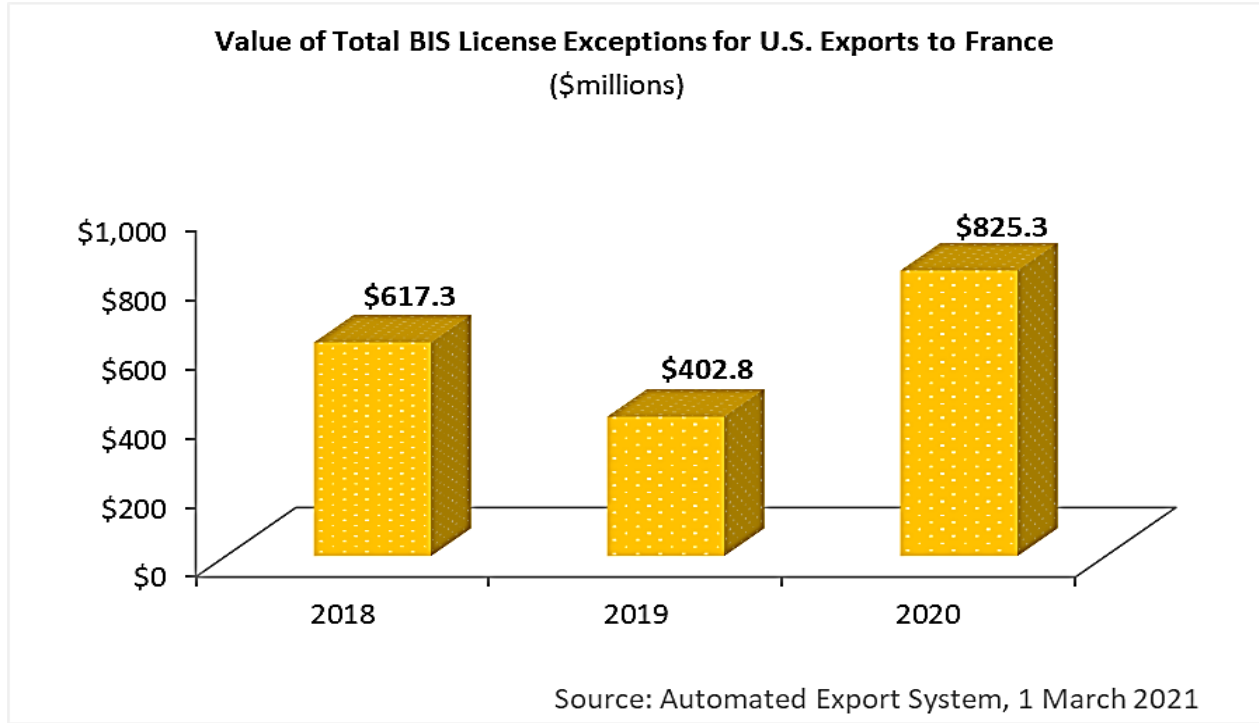
Reasons for Control	Chemical and Biological Weapons			Nuclear Nonproliferation		National Security		Missile Tech	Regional Stability		Firearms Convention	Crime Control			Anti-Terrorism	
	CB:1	CB:2	CB:3	NP:1	NP:2	NS:1	NS:2	MT:1	RS:1	RS:2	FC:1	CC:1	CC:2	CC:3	AT:1	AT:2
France	X					X		X	X							



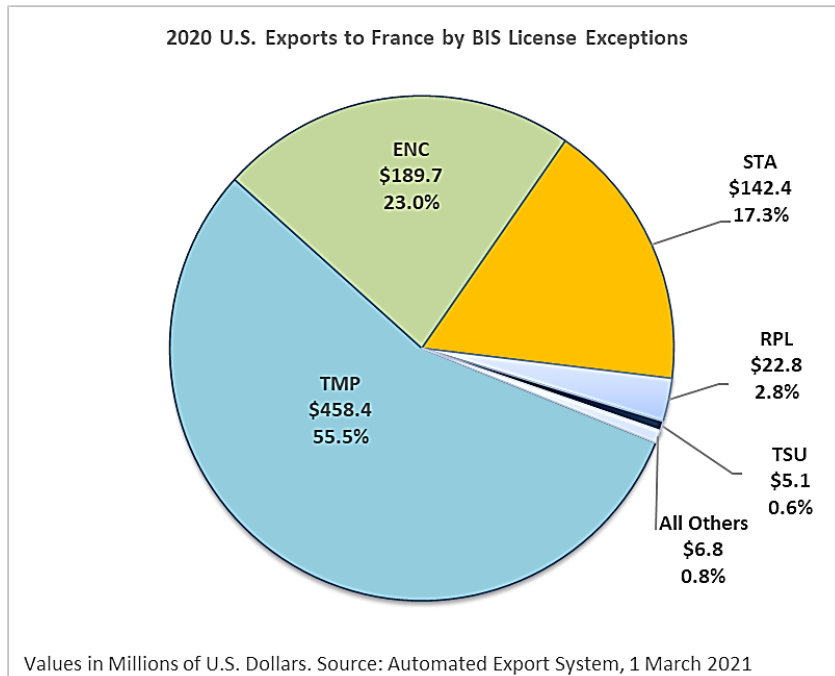


U.S. Exports to France

In 2020, U.S. exports to France shipped under a BIS license exception totaled \$825.3 million, a 104.9% (\$422.5 million) increase from 2019.

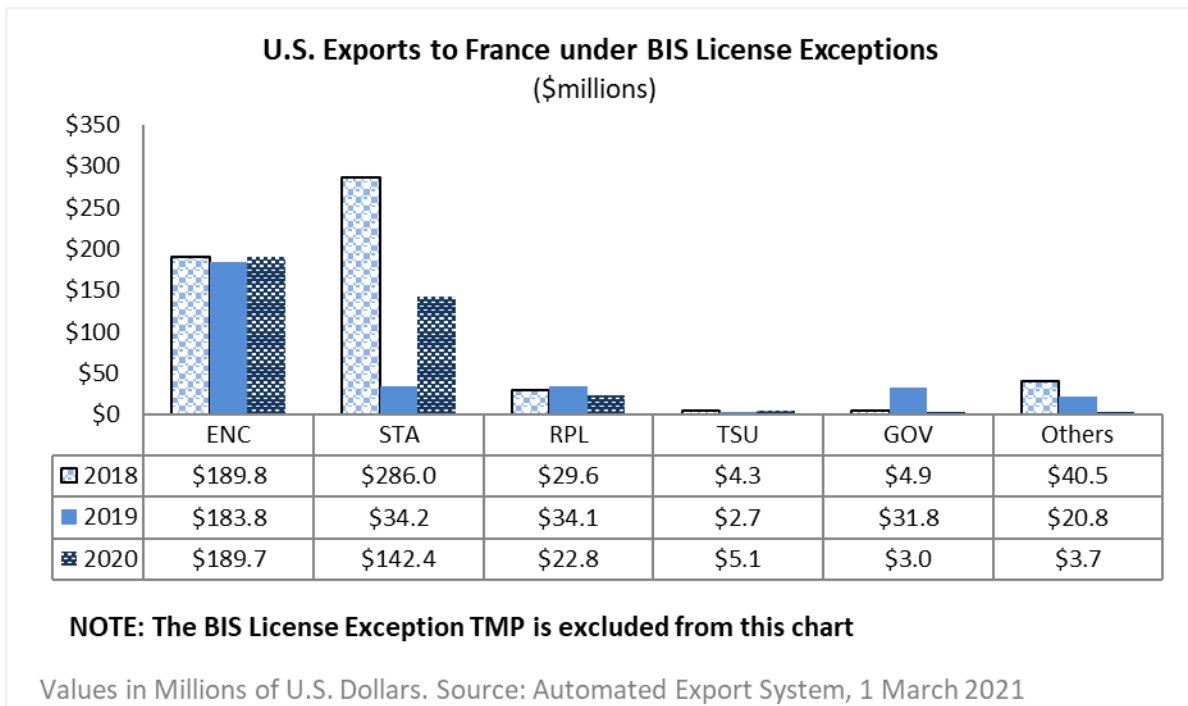
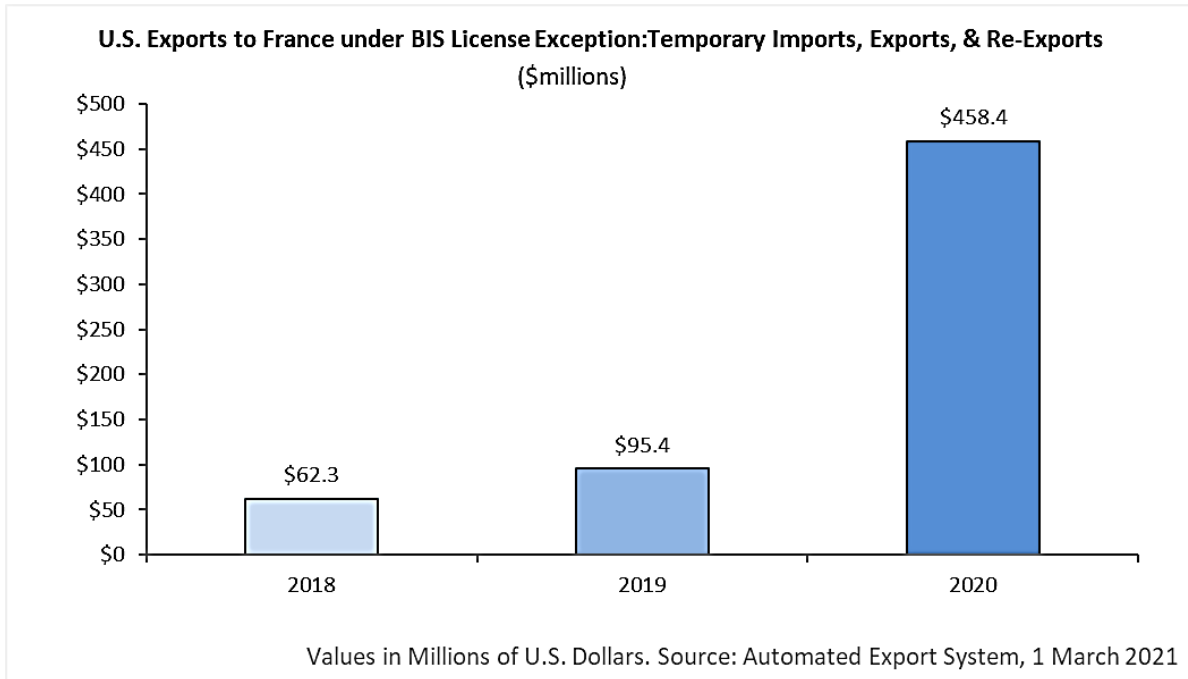


In 2020, the top license exception Temporary Imports, Exports, and Re-exports (TMP) totaled \$458.4 million (55.5% of all license exceptions).





U.S. Exports to France





Top Ten ECCNs by Value to France (\$millions)		
LICENSED	#1	7A103 Instrumentation, Navigation Equip./Systems Not
	#2	9A515 Spacecraft and Related Commodities
	#3	9A610 Military Aircraft and Related Commodities
	#4	3A611 Military Electronics
	#5	1C107 Graphite and Ceramic Materials, Other Than Those Controlled by 1C007 ...
	#6	9A619 Military Gas Turbine Engines and Related Commodities
	#7	0A501 Firearms (except 0A502 shotguns) and related commodities as follows (s
	#8	0A505 Ammunition as follows (see List of Items Controlled)
	#9	6A003 Cameras
	#10	3A101 Electronic Equip./Devices Not Controlled By 3A001

Note: ECCN descriptions have been truncated: please review Commerce Control List for full description

Top Ten ECCNs by Value to France (\$millions)		
EXCEPTIONS	#1	7A611 Navigation and Avionics equipment and systems, and "parts," "component
	#2	5A002 Systems/Equip./Integrated Circuits for Info Sec
	#3	9A515 Spacecraft and Related Commodities
	#4	3A001 Electronic Components
	#5	9A610 Military Aircraft and Related Commodities
	#6	9A991 Aircraft N.E.S. and Gas Turbine Engines not Controlled by 9A001 or 9A1
	#7	3A611 Military Electronics
	#8	5D002 "Software" as follows (see List of Items Controlled)
	#9	EAR99 Items subject to the EAR that are not elsewhere controlled
	#10	9A001 Aero Gas Turbine Engines

Note: ECCN descriptions have been truncated: please review Commerce Control List for full description

Top Ten ECCNs by Value to France (\$millions)		
NLR with ECCN	#1	No ECCN No ECCN is required for License Exceptions TMP*
	#2	EAR99 Items subject to the EAR that are not elsewhere controlled
	#3	9A991 Aircraft N.E.S. and Gas Turbine Engines not Controlled by 9A001 or 9A1
	#4	7A994 Other Navigation Direction Finding Equip. ... Not Controlled under 7A003
	#5	5A991 Telecommunication Equip. Not Controlled by 5A001
	#6	5A992 Equipment not controlled by 5A002 (see List of Items Controlled).
	#7	3B991 Other Mfg/Test Equip. Not Controlled By 3B
	#8	3A999 Specific Processing Equip., N.E.S.
	#9	6A998 Radar Systems, Equip. and Major "Components," N.E.S., and "Specially D
	#10	1C010 Fibrous/Filamentary Materials as follows (see List of Items Controlled

Note: ECCN descriptions have been truncated: please review Commerce Control List for full description



Top Ten ECCNs to France by Shipment Count		
LICENSED	#1	9A610 Military Aircraft and Related Commodities
	#2	7A103 Instrumentation, Navigation Equip./Systems Not
	#3	0A501 Firearms (except 0A502 shotguns) and related commodities as follows (s
	#4	3A611 Military Electronics
	#5	9A619 Military Gas Turbine Engines and Related Commodities
	#6	1C351 Human and Animal Pathogens and toxins
	#7	0A505 Ammunition as follows (see List of Items Controlled)
	#8	9E610 Technology Required for the Development, Production Operation, Install
	#9	1C107 Graphite and Ceramic Materials, Other Than Those Controlled by 1C007 ...
	#10	0A503 Discharge type arms; non-lethal or less-lethal grenades and projectile

Note: ECCN descriptions have been truncated: please review Commerce Control List for full description

Top Ten ECCNs to France by Shipment Count		
EXCEPTIONS	#1	5A002 Systems/Equip./Integrated Circuits for Info Sec
	#2	9A610 Military Aircraft and Related Commodities
	#3	9A991 Aircraft N.E.S. and Gas Turbine Engines not Controlled by 9A001 or 9A1
	#4	EAR99 Items subject to the EAR that are not elsewhere controlled
	#5	5D002 "Software" as follows (see List of Items Controlled)
	#6	3A611 Military Electronics
	#7	3A001 Electronic Components
	#8	9A515 Spacecraft and Related Commodities
	#9	No ECCN No ECCN is required for License Exceptions TMP*
	#10	7A103 Instrumentation, Navigation Equip./Systems Not

Note: ECCN descriptions have been truncated: please review Commerce Control List for full description

Top Ten ECCNs to France by Shipment Count		
NLR with ECCN	#1	No ECCN No ECCN is required for License Exceptions TMP*
	#2	EAR99 Items subject to the EAR that are not elsewhere controlled
	#3	9A991 Aircraft N.E.S. and Gas Turbine Engines not Controlled by 9A001 or 9A1
	#4	7A994 Other Navigation Direction Finding Equip. ... Not Controlled under 7A003
	#5	5A992 Equipment not controlled by 5A002 (see List of Items Controlled).
	#6	5A991 Telecommunication Equip. Not Controlled by 5A001
	#7	3B991 Other Mfg/Test Equip. Not Controlled By 3B
	#8	3A999 Specific Processing Equip., N.E.S.
	#9	3A991 Electronic Devices and Components
	#10	6A998 Radar Systems, Equip. and Major "Components," N.E.S., and "Specially D

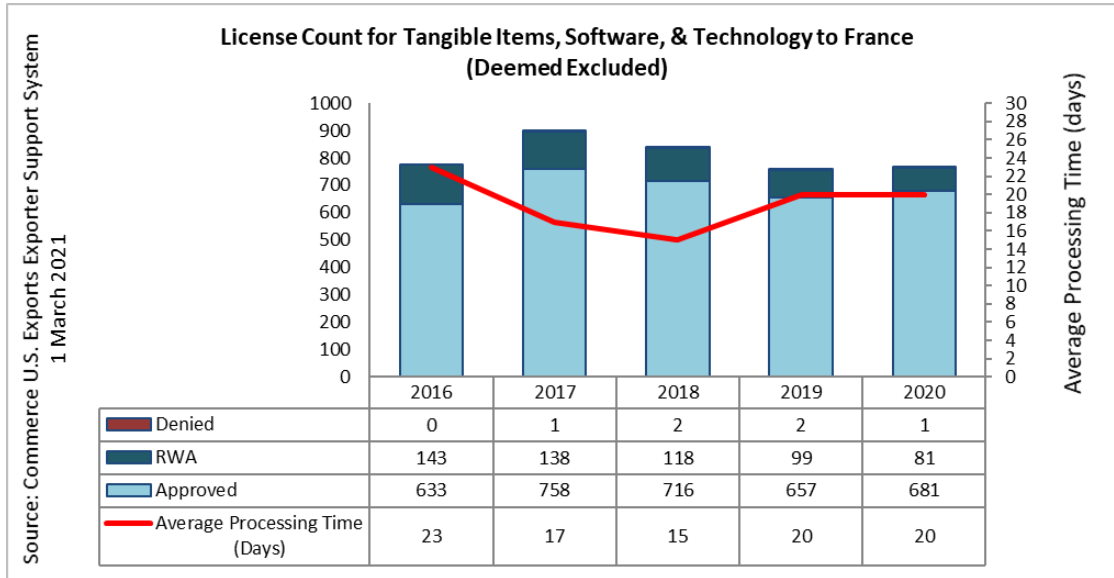
Note: ECCN descriptions have been truncated: please review Commerce Control List for full description



III. BIS Licensing to France

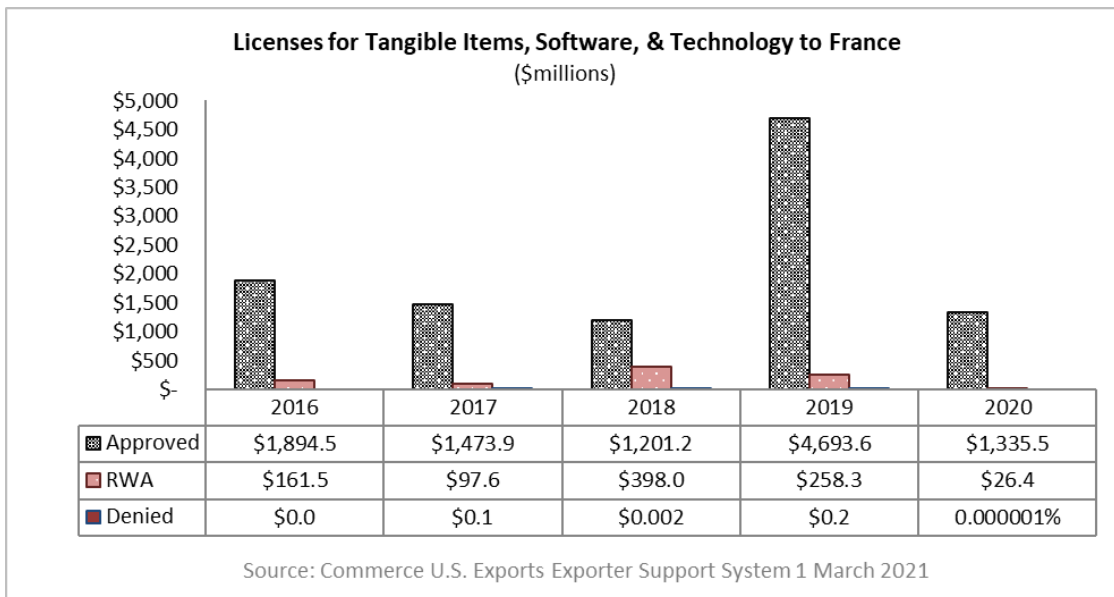
In 2020, BIS reviewed 763 export/re-export applications (not including deemed export applications) valued at \$1.4 billion for France, out of a total of 38,203 applications worldwide for tangible items, software and technology valued at \$219.4 billion.

– Approved applications for France totaled 681 (89.3% of the total applications) for \$1.3 billion, compared to 32,996 (86.4%) approved applications for all destinations valued at \$120.5 billion.



In 2020, BIS approved 37 applications (88.1% of the total applications) for Deemed Exports from French nationals, compared to 1,068 (87.8%) approved for all destinations.

There were five deemed export applications returned without action and there were no denied applications for French nationals.





Top Ten Approved (with deemed) ECCNs to France by Count			2016	2017	2018	2019	2020	% of World Total 2020
APPROVED	#1	9A610 Military Aircraft and Related Commodities	118	187	180	189	160	3.2%
	#2	0A501 Firearms (except 0A502 shotguns) and related commo	0	0	0	0	130	2.5%
	#3	9E610 Technology Required for the Development, Productio	54	68	68	71	87	6.6%
	#4	3A611 Military Electronics	85	88	79	83	58	2.8%
	#5	9E515 Technology Required for the Development, Productio	53	62	29	35	39	8.6%
	#6	9A619 Military Gas Turbine Engines and Related Commoditi	43	48	48	36	36	3.5%
	#7	6A002 Optical Sensors	0	7	0	6	36	47.4%
	#8	1C351 Human and Animal Pathogens and toxins	29	37	37	19	34	3.8%
	#9	0A606 Ground Vehicles and Related Commodities	8	11	24	18	33	3.6%
	#10	3A001 Electronic Components	42	40	38	35	30	2.4%

Source: Commerce U.S. Exports Exporter Support System 20 March 2020

Note: ECCN Descriptions have been truncated: please review Commerce Control List for Full Description

2020 Denied ECCNs for France (including Deemed Export)		2020	World
EAR99	Items subject to the EAR that are not elsewhere controlled	1	0.9%

Source: Commerce U.S. Exports Exporter Support System 20 March 2021

Summary of U.S. Exports to France Calendar Year 2020				
	CY2020	CY2019	% of Total Exports	Percentage Change from previous year
Total Exports	\$27,379,527,959	\$37,718,340,735		-27.4%
Total Subject to ITAR	\$275,587,882	\$452,196,350	1.0%	-39.1%
Subject to Other Gov. Agencies	\$167,326,947	\$125,846,888	0.6%	33.0%
Detailed Summary of EAR-Controlled Exports				
AES License Type	Description	Value	Percentage of Total	Percentage Description
C30	Licenses	\$141,414,288	100.0%	
VDC	Voluntary Disclosure	\$1,437		
Total of Licensed		\$141,415,725	0.5%	total licensed/total exports
C35	LVS	\$552,046	0.1%	
C36	GBS	\$1,680,784	0.2%	
C38	TSR	\$25	0.000003%	
C40	TMP	\$458,402,152	55.5%	
C41	RPL	\$22,825,198	2.8%	
C42	GOV	\$3,035,819	0.4%	
C43	GFT	\$12,820	0.002%	
C44	TSU	\$5,100,777	0.6%	
C45	BAG	\$17,151	0.002%	
C46	AVS	\$1,433,946	0.2%	
C50	ENC	\$189,713,492	23.0%	
C53	APP	\$42,879	0.01%	
C59	STA	\$142,440,299	17.3%	
Total of License Exceptions		\$825,257,388	3.0%	total license exceptions/total exports
			85.4%	total license exceptions/total subject to license requirement
Total subject to license requirement (Licensed and License Exceptions)		\$966,673,113	3.5%	total subject to license requirement/total exports
C33	NLR reporting an ECCN	\$9,424,822,013	34.4%	NLR reporting an ECCN/total exports
C60	NLR for 600-series .y subparagraph	\$9,783,322	0.04%	NLR for 600-series .y subparagraph/total exports
C63	NLR for 0A501 .y subparagraph Firearms	\$305,290	0.001%	NLR for 0A501 .y subparagraph firearms/total exports
Total of NLR		\$9,434,910,625	34.5%	total NLR with an ECCN/total export
Exports not reporting an ECCN		\$16,535,029,392	60.4%	

Source: U.S. Census Bureau, Foreign Trade Division and Automated Export System